



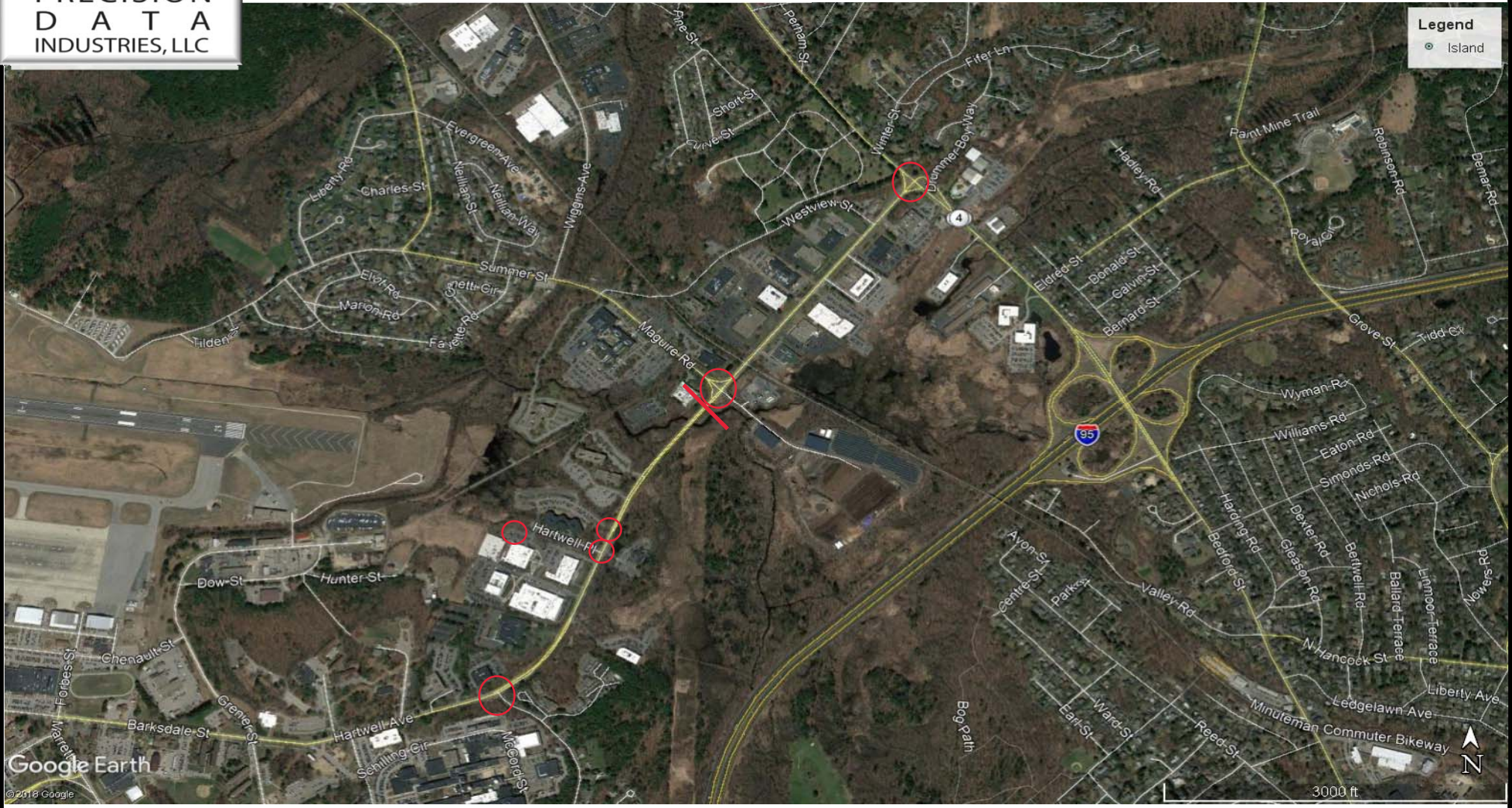
PRECISION  
DATA  
INDUSTRIES, LLC

PRECISION DATA INDUSTRIES, LLC

Office: 508.875.0100 Fax: 508.875.0118

Email: datarequests@pdillc.com

*Traffic Counts with Precision*



Client:

Vanasse & Associates

Engineer:

S. Kelly

Site Code:

Date:

Wed 8/1/18

PDI Job Number:

186391

City, State:

Lexington, MA



PRECISION  
D A T A  
INDUSTRIES, LLC

46 Morton Street, Framingham, MA 01702  
Office: 508-875-0100 Fax: 508-875-0118  
Email: datarequests@pdillc.com

Hartwell Avenue  
just west of Maguire Road  
City, State: Lexington, MA  
Client: VAI/ S. Kelly  
WB

186391 A Class  
Site Code: 7993

Start Time	Bicycles	Motorcycles	Cars	Light Trucks	Buses	Single Unit Heavy	Articulated Trucks	Total
08/01/18	0	0	16	0	0	1	0	17
01:00	0	0	2	1	0	0	0	3
02:00	0	0	3	0	0	1	0	4
03:00	0	0	7	1	0	1	0	9
04:00	0	0	67	0	0	5	0	72
05:00	0	0	385	50	0	7	0	442
06:00	3	1	866	84	0	7	0	961
07:00	5	3	946	34	0	5	1	994
08:00	27	1	1082	69	1	7	0	1187
09:00	4	1	643	35	0	7	0	690
10:00	2	1	328	30	0	17	2	380
11:00	0	0	363	42	0	8	1	414
12 PM	2	0	535	41	0	4	1	583
13:00	0	1	403	44	0	7	2	457
14:00	0	0	296	26	1	4	0	327
15:00	1	0	232	10	0	0	2	245
16:00	0	0	295	17	2	2	0	316
17:00	0	0	339	13	2	3	0	357
18:00	2	0	188	14	0	5	0	209
19:00	2	0	130	13	1	2	0	148
20:00	0	2	145	7	0	0	0	154
21:00	0	0	106	0	0	1	0	107
22:00	0	0	61	0	0	0	0	61
23:00	0	0	28	1	0	0	0	29
Total	48	10	7466	532	7	94	9	8166
Percent	0.6%	0.1%	91.4%	6.5%	0.1%	1.2%	0.1%	0.0%
AM Peak	08:00	07:00	08:00	06:00	08:00	10:00	10:00	08:00
Vol.	27	3	1082	84	1	17	2	1187
PM Peak	12:00	20:00	12:00	13:00	16:00	13:00	13:00	12:00
Vol.	2	2	535	44	2	7	2	583



PRECISION  
D A T A  
INDUSTRIES, LLC

46 Morton Street, Framingham, MA 01702  
Office: 508-875-0100 Fax: 508-875-0118  
Email: datarequests@pdillc.com

Hartwell Avenue  
just west of Maguire Road  
City, State: Lexington, MA  
Client: VAI/ S. Kelly

186391 A Class  
Site Code: 7993

EB

Start Time	Bicycles	Motorcycles	Cars	Light Trucks	Buses	Single Unit Heavy	Articulated Trucks	Total
08/01/18	0	0	28	0	0	0	0	28
01:00	0	0	14	0	0	1	0	15
02:00	0	0	11	1	0	2	0	14
03:00	0	0	5	0	0	2	0	7
04:00	0	0	15	0	0	1	0	16
05:00	2	0	52	4	0	8	0	66
06:00	5	0	77	9	1	6	0	98
07:00	2	0	176	31	2	8	0	219
08:00	1	0	258	26	0	6	1	292
09:00	2	1	269	22	2	8	4	308
10:00	2	1	249	31	1	13	2	299
11:00	2	0	531	53	0	15	5	606
12 PM	1	1	531	55	0	6	0	594
13:00	1	0	392	62	0	8	4	467
14:00	1	0	655	101	3	11	3	774
15:00	3	1	1089	126	3	1	0	1223
16:00	11	4	1221	106	1	8	0	1351
17:00	14	0	984	62	3	4	1	1068
18:00	7	1	566	56	1	4	0	635
19:00	1	2	266	20	1	0	0	290
20:00	0	2	202	2	0	2	0	208
21:00	0	0	125	0	0	1	0	126
22:00	0	0	95	0	0	0	0	95
23:00	0	0	62	0	0	0	0	62
Total	55	13	7873	767	18	115	20	8861
Percent	0.6%	0.1%	88.9%	8.7%	0.2%	1.3%	0.2%	0.0%
AM Peak	06:00	09:00	11:00	11:00	07:00	11:00	11:00	11:00
Vol.	5	1	531	53	2	15	5	606
PM Peak	17:00	16:00	16:00	15:00	14:00	14:00	13:00	16:00
Vol.	14	4	1221	126	3	11	4	1351




Hartwell Avenue  
 just west of Maguire Road  
 City, State: Lexington, MA  
 Client: VAI/ S. Kelly



186391 A Volume  
 Site Code: 7993

Start Time	WB		EB		Combin ed		8/1/2018 Wed
	A.M.	P.M.	A.M.	P.M.	A.M.	P.M.	
12:00	4	143	12	161	16	304	
12:15	3	132	5	158	8	290	
12:30	4	162	8	137	12	299	
12:45	6	17 146	583	3 28	138	594	9 45 284 1177
01:00	0	134	5	99	5	233	
01:15	1	122	4	110	5	232	
01:30	1	108	5	117	6	225	
01:45	1	3 93	457	1 15	141	467	2 18 234 924
02:00	0	88	3	108	3	196	
02:15	1	92	4	179	5	271	
02:30	1	77	4	253	5	330	
02:45	2	4 70	327	3 14	234	774	5 18 304 1101
03:00	3	69	1	349	4	418	
03:15	3	58	2	275	5	333	
03:30	2	57	1	336	3	393	
03:45	1	9 61	245	3 7	263	1223	4 16 324 1468
04:00	9	73	2	338	11	411	
04:15	8	80	2	359	10	439	
04:30	19	88	3	328	22	416	
04:45	36	72 75	316	9 16	326	1351	45 88 401 1667
05:00	52	98	14	306	66	404	
05:15	74	101	15	267	89	368	
05:30	124	88	17	264	141	352	
05:45	192	442 70	357	20 66	231	1068	212 508 301 1425
06:00	195	50	18	183	213	233	
06:15	253	38	24	167	277	205	
06:30	266	73	21	143	287	216	
06:45	247	961 48	209	35 98	142	635	282 1059 190 844
07:00	258	40	50	83	308	123	
07:15	271	26	41	72	312	98	
07:30	235	43	68	62	303	105	
07:45	230	994 39	148	60 219	73	290	290 1213 112 438
08:00	333	43	75	55	408	98	
08:15	286	49	72	67	358	116	
08:30	270	33	76	38	346	71	
08:45	298	1187 29	154	69 292	48	208	367 1479 77 362
09:00	216	28	78	47	294	75	
09:15	205	37	85	27	290	64	
09:30	131	28	71	26	202	54	
09:45	138	690 14	107	74 308	26	126	212 998 40 233
10:00	121	16	83	35	204	51	
10:15	86	11	64	22	150	33	
10:30	95	25	66	19	161	44	
10:45	78	380 9	61	86 299	19	95	164 679 28 156
11:00	101	11	113	19	214	30	
11:15	86	5	146	14	232	19	
11:30	99	7	149	18	248	25	
11:45	128	414 6	29	198 606	11	62	326 1020 17 91
Total	5173	2993	1968	6893	7141	9886	
Percent	72.4%	30.3%	27.6%	69.7%			
Day Total		8166		8861		17027	
Peak	08:00	- 12:00	- 11:00	- 04:00	- 08:00	- 04:00	- - -
Vol.	1187	- 583	- 606	- 1351	- 1479	- 1667	- - -
P.H.F.	0.891	0.900	0.765	0.941	0.906	0.949	

PDI File #: **186391 A**  
 Location: **N: Bedford Road (Rt 4/225) S: Bedford Road (Rt 4/225)**  
 Location: **E: Jughandle W: Hartwell Avenue**  
 City, State: **Lexington, MA**  
 Client: **Vanasse & Associates/ S. Kelly**  
 Site Code: **7993**  
 Count Date: **Wednesday, August 01, 2018**  
 Start Time: **7:00 AM**  
 End Time: **9:00 AM**  
 Class:



46 Morton Street, Framingham, MA 01702  
 Office: 508-875-0100 Fax: 508-875-0118  
 Email: datarequests@pdillc.com


**Cars and Heavy Vehicles (Combined)**

	Bedford Road (Rt 4/225)					Jughandle					Bedford Road (Rt 4/225)					Hartwell Avenue					Total
	from North					from East					from South					from West					
	Right	Thru	Left	U-Turn	Total	Right	Thru	Left	U-Turn	Total	Right	Thru	Left	U-Turn	Total	Right	Thru	Left	U-Turn	Total	
7:00 AM	89	244	0	0	333	1	161	26	0	188	0	114	1	0	115	67	0	11	0	78	714
7:15 AM	89	239	0	0	328	1	169	30	0	200	0	138	0	0	138	66	0	6	0	72	738
7:30 AM	80	233	0	0	313	2	190	32	0	224	0	133	0	0	133	79	0	15	0	94	764
7:45 AM	82	248	0	0	330	3	194	39	0	236	0	158	0	0	158	80	0	12	0	92	816
<b>Total</b>	<b>340</b>	<b>964</b>	<b>0</b>	<b>0</b>	<b>1304</b>	<b>7</b>	<b>714</b>	<b>127</b>	<b>0</b>	<b>848</b>	<b>0</b>	<b>543</b>	<b>1</b>	<b>0</b>	<b>544</b>	<b>292</b>	<b>0</b>	<b>44</b>	<b>0</b>	<b>336</b>	<b>3032</b>
8:00 AM	64	199	0	0	263	0	251	56	0	307	0	117	1	0	118	70	0	16	0	86	774
8:15 AM	98	203	0	0	301	0	255	44	0	299	0	141	0	0	141	64	0	17	0	81	822
8:30 AM	77	206	0	0	283	0	196	51	0	247	0	142	0	0	142	70	0	15	0	85	757
8:45 AM	72	203	0	0	275	0	233	72	0	305	0	148	0	0	148	56	0	20	0	76	804
<b>Total</b>	<b>311</b>	<b>811</b>	<b>0</b>	<b>0</b>	<b>1122</b>	<b>0</b>	<b>935</b>	<b>223</b>	<b>0</b>	<b>1158</b>	<b>0</b>	<b>548</b>	<b>1</b>	<b>0</b>	<b>549</b>	<b>260</b>	<b>0</b>	<b>68</b>	<b>0</b>	<b>328</b>	<b>3157</b>
Grand Total	651	1775	0	0	2426	7	1649	350	0	2006	0	1091	2	0	1093	552	0	112	0	664	6189
Approach %	26.8	73.2	0.0	0.0		0.3	82.2	17.4	0.0		0.0	99.8	0.2	0.0		83.1	0.0	16.9	0.0		
Total %	10.5	28.7	0.0	0.0	39.2	0.1	26.6	5.7	0.0	32.4	0.0	17.6	0.0	0.0	17.7	8.9	0.0	1.8	0.0	10.7	
Exiting Leg Total	1210					0					2677					2302					6189
Cars	644	1725	0	0	2369	7	1617	347	0	1971	0	1047	2	0	1049	512	0	108	0	620	6009
% Cars	98.9	97.2	0.0	0.0	97.7	100.0	98.1	99.1	0.0	98.3	0.0	96.0	100.0	0.0	96.0	92.8	0.0	96.4	0.0	93.4	97.1
Exiting Leg Total	1162					0					2584					2263					6009
Heavy Vehicles	7	50	0	0	57	0	32	3	0	35	0	44	0	0	44	40	0	4	0	44	180
% Heavy Vehicles	1.1	2.8	0.0	0.0	2.3	0.0	1.9	0.9	0.0	1.7	0.0	4.0	0.0	0.0	4.0	7.2	0.0	3.6	0.0	6.6	2.9
Exiting Leg Total	48					0					93					39					180

**Peak Hour Analysis from 07:00 AM to 09:00 AM begins at:**

7:30 AM	Bedford Road (Rt 4/225)					Jughandle					Bedford Road (Rt 4/225)					Hartwell Avenue					Total
	from North					from East					from South					from West					
	Right	Thru	Left	U-Turn	Total	Right	Thru	Left	U-Turn	Total	Right	Thru	Left	U-Turn	Total	Right	Thru	Left	U-Turn	Total	
7:30 AM	80	233	0	0	313	2	190	32	0	224	0	133	0	0	133	79	0	15	0	94	764
7:45 AM	82	248	0	0	330	3	194	39	0	236	0	158	0	0	158	80	0	12	0	92	816
8:00 AM	64	199	0	0	263	0	251	56	0	307	0	117	1	0	118	70	0	16	0	86	774
8:15 AM	98	203	0	0	301	0	255	44	0	299	0	141	0	0	141	64	0	17	0	81	822
Total Volume	324	883	0	0	1207	5	890	171	0	1066	0	549	1	0	550	293	0	60	0	353	3176
% Approach Total	26.8	73.2	0.0	0.0		0.5	83.5	16.0	0.0		0.0	99.8	0.2	0.0		83.0	0.0	17.0	0.0		
PHF	0.827	0.890	0.000	0.000	0.914	0.417	0.873	0.763	0.000	0.868	0.000	0.869	0.250	0.000	0.870	0.916	0.000	0.882	0.000	0.939	0.966
Cars	320	859	0	0	1179	5	874	169	0	1048	0	533	1	0	534	271	0	58	0	329	3090
Cars %	98.8	97.3	0.0	0.0	97.7	100.0	98.2	98.8	0.0	98.3	0.0	97.1	100.0	0.0	97.1	92.5	0.0	96.7	0.0	93.2	97.3
Heavy Vehicles	4	24	0	0	28	0	16	2	0	18	0	16	0	0	16	22	0	2	0	24	86
Heavy Vehicles %	1.2	2.7	0.0	0.0	2.3	0.0	1.8	1.2	0.0	1.7	0.0	2.9	0.0	0.0	2.9	7.5	0.0	3.3	0.0	6.8	2.7
Cars Enter Leg	320	859	0	0	1179	5	874	169	0	1048	0	533	1	0	534	271	0	58	0	329	3090
Heavy Enter Leg	4	24	0	0	28	0	16	2	0	18	0	16	0	0	16	22	0	2	0	24	86
Total Entering Leg	324	883	0	0	1207	5	890	171	0	1066	0	549	1	0	550	293	0	60	0	353	3176
Cars Exiting Leg	596					0					1299					1195					3090
Heavy Exiting Leg	18					0					48					20					86
Total Exiting Leg	614					0					1347					1215					3176

PDI File #: **186391 A**  
 Location: **N: Bedford Road (Rt 4/225) S: Bedford Road (Rt 4/225)**  
 Location: **E: Jughandle W: Hartwell Avenue**  
 City, State: **Lexington, MA**  
 Client: **Vanasse & Associates/ S. Kelly**  
 Site Code: **7993**  
 Count Date: **Wednesday, August 01, 2018**  
 Start Time: **7:00 AM**  
 End Time: **9:00 AM**  
 Class:



46 Morton Street, Framingham, MA 01702  
 Office: 508-875-0100 Fax: 508-875-0118  
 Email: datarequests@pdillc.com


**Cars-Combined (Motorcycles, Cars, Light Goods)**

	Bedford Road (Rt 4/225)					Jughandle					Bedford Road (Rt 4/225)					Hartwell Avenue					Total
	from North					from East					from South					from West					
	Right	Thru	Left	U-Turn	Total	Right	Thru	Left	U-Turn	Total	Right	Thru	Left	U-Turn	Total	Right	Thru	Left	U-Turn	Total	
7:00 AM	87	241	0	0	328	1	158	26	0	185	0	107	1	0	108	61	0	9	0	70	691
7:15 AM	88	227	0	0	315	1	168	30	0	199	0	133	0	0	133	62	0	6	0	68	715
7:30 AM	79	228	0	0	307	2	185	32	0	219	0	129	0	0	129	74	0	14	0	88	743
7:45 AM	80	243	0	0	323	3	189	39	0	231	0	154	0	0	154	73	0	11	0	84	792
Total	334	939	0	0	1273	7	700	127	0	834	0	523	1	0	524	270	0	40	0	310	2941
8:00 AM	63	190	0	0	253	0	247	54	0	301	0	114	1	0	115	64	0	16	0	80	749
8:15 AM	98	198	0	0	296	0	253	44	0	297	0	136	0	0	136	60	0	17	0	77	806
8:30 AM	77	200	0	0	277	0	191	50	0	241	0	138	0	0	138	66	0	15	0	81	737
8:45 AM	72	198	0	0	270	0	226	72	0	298	0	136	0	0	136	52	0	20	0	72	776
Total	310	786	0	0	1096	0	917	220	0	1137	0	524	1	0	525	242	0	68	0	310	3068
Grand Total	644	1725	0	0	2369	7	1617	347	0	1971	0	1047	2	0	1049	512	0	108	0	620	6009
Approach %	27.2	72.8	0.0	0.0		0.4	82.0	17.6	0.0		0.0	99.8	0.2	0.0		82.6	0.0	17.4	0.0		
Total %	10.7	28.7	0.0	0.0	39.4	0.1	26.9	5.8	0.0	32.8	0.0	17.4	0.0	0.0	17.5	8.5	0.0	1.8	0.0	10.3	
Exiting Leg Total	1162					0					2584					2263					6009

Peak Hour Analysis from 07:00 AM to 09:00 AM begins at:

	Bedford Road (Rt 4/225)					Jughandle					Bedford Road (Rt 4/225)					Hartwell Avenue					Total
	from North					from East					from South					from West					
	Right	Thru	Left	U-Turn	Total	Right	Thru	Left	U-Turn	Total	Right	Thru	Left	U-Turn	Total	Right	Thru	Left	U-Turn	Total	
7:30 AM	79	228	0	0	307	2	185	32	0	219	0	129	0	0	129	74	0	14	0	88	743
7:45 AM	80	243	0	0	323	3	189	39	0	231	0	154	0	0	154	73	0	11	0	84	792
8:00 AM	63	190	0	0	253	0	247	54	0	301	0	114	1	0	115	64	0	16	0	80	749
8:15 AM	98	198	0	0	296	0	253	44	0	297	0	136	0	0	136	60	0	17	0	77	806
Total Volume	320	859	0	0	1179	5	874	169	0	1048	0	533	1	0	534	271	0	58	0	329	3090
% Approach Total	27.1	72.9	0.0	0.0		0.5	83.4	16.1	0.0		0.0	99.8	0.2	0.0		82.4	0.0	17.6	0.0		
PHF	0.816	0.884	0.000	0.000	0.913	0.417	0.864	0.782	0.000	0.870	0.000	0.865	0.250	0.000	0.867	0.916	0.000	0.853	0.000	0.935	0.958
Entering Leg	320	859	0	0	1179	5	874	169	0	1048	0	533	1	0	534	271	0	58	0	329	3090
Exiting Leg	596					0					1299					1195					3090
Total	1775					1048					1833					1524					6180

PDI File #: **186391 A**  
 Location: **N: Bedford Road (Rt 4/225) S: Bedford Road (Rt 4/225)**  
 Location: **E: Jughandle W: Hartwell Avenue**  
 City, State: **Lexington, MA**  
 Client: **Vanasse & Associates/ S. Kelly**  
 Site Code: **7993**  
 Count Date: **Wednesday, August 01, 2018**  
 Start Time: **7:00 AM**  
 End Time: **9:00 AM**  
 Class:



46 Morton Street, Framingham, MA 01702  
 Office: 508-875-0100 Fax: 508-875-0118  
 Email: datarequests@pdillc.com

**Heavy Vehicles-Combined (Buses, Single-Unit Trucks, Articulated Trucks)**

	Bedford Road (Rt 4/225)					Jughandle					Bedford Road (Rt 4/225)					Hartwell Avenue					Total
	from North					from East					from South					from West					
	Right	Thru	Left	U-Turn	Total	Right	Thru	Left	U-Turn	Total	Right	Thru	Left	U-Turn	Total	Right	Thru	Left	U-Turn	Total	
7:00 AM	2	3	0	0	5	0	3	0	0	3	0	7	0	0	7	6	0	2	0	8	23
7:15 AM	1	12	0	0	13	0	1	0	0	1	0	5	0	0	5	4	0	0	0	4	23
7:30 AM	1	5	0	0	6	0	5	0	0	5	0	4	0	0	4	5	0	1	0	6	21
7:45 AM	2	5	0	0	7	0	5	0	0	5	0	4	0	0	4	7	0	1	0	8	24
<b>Total</b>	<b>6</b>	<b>25</b>	<b>0</b>	<b>0</b>	<b>31</b>	<b>0</b>	<b>14</b>	<b>0</b>	<b>0</b>	<b>14</b>	<b>0</b>	<b>20</b>	<b>0</b>	<b>0</b>	<b>20</b>	<b>22</b>	<b>0</b>	<b>4</b>	<b>0</b>	<b>26</b>	<b>91</b>
8:00 AM	1	9	0	0	10	0	4	2	0	6	0	3	0	0	3	6	0	0	0	6	25
8:15 AM	0	5	0	0	5	0	2	0	0	2	0	5	0	0	5	4	0	0	0	4	16
8:30 AM	0	6	0	0	6	0	5	1	0	6	0	4	0	0	4	4	0	0	0	4	20
8:45 AM	0	5	0	0	5	0	7	0	0	7	0	12	0	0	12	4	0	0	0	4	28
<b>Total</b>	<b>1</b>	<b>25</b>	<b>0</b>	<b>0</b>	<b>26</b>	<b>0</b>	<b>18</b>	<b>3</b>	<b>0</b>	<b>21</b>	<b>0</b>	<b>24</b>	<b>0</b>	<b>0</b>	<b>24</b>	<b>18</b>	<b>0</b>	<b>0</b>	<b>0</b>	<b>18</b>	<b>89</b>
<b>Grand Total</b>	<b>7</b>	<b>50</b>	<b>0</b>	<b>0</b>	<b>57</b>	<b>0</b>	<b>32</b>	<b>3</b>	<b>0</b>	<b>35</b>	<b>0</b>	<b>44</b>	<b>0</b>	<b>0</b>	<b>44</b>	<b>40</b>	<b>0</b>	<b>4</b>	<b>0</b>	<b>44</b>	<b>180</b>
Approach %	12.3	87.7	0.0	0.0		0.0	91.4	8.6	0.0		0.0	100.0	0.0	0.0		90.9	0.0	9.1	0.0		
Total %	3.9	27.8	0.0	0.0	31.7	0.0	17.8	1.7	0.0	19.4	0.0	24.4	0.0	0.0	24.4	22.2	0.0	2.2	0.0	24.4	
Exiting Leg Total	48					0					93					39					180
Buses	0	15	0	0	15	0	0	0	0	0	0	9	0	0	9	5	0	0	0	5	29
% Buses	0.0	30.0	0.0	0.0	26.3	0.0	0.0	0.0	0.0	0.0	0.0	20.5	0.0	0.0	20.5	12.5	0.0	0.0	0.0	11.4	16.1
Exiting Leg Total	9					0					20					0					29
Single-Unit Trucks	4	30	0	0	34	0	19	3	0	22	0	26	0	0	26	32	0	3	0	35	117
% Single-Unit	57.1	60.0	0.0	0.0	59.6	0.0	59.4	100.0	0.0	62.9	0.0	59.1	0.0	0.0	59.1	80.0	0.0	75.0	0.0	79.5	65.0
Exiting Leg Total	29					0					65					23					117
Articulated Trucks	3	5	0	0	8	0	13	0	0	13	0	9	0	0	9	3	0	1	0	4	34
% Articulated	42.9	10.0	0.0	0.0	14.0	0.0	40.6	0.0	0.0	37.1	0.0	20.5	0.0	0.0	20.5	7.5	0.0	25.0	0.0	9.1	18.9
Exiting Leg Total	10					0					8					16					34

Peak Hour Analysis from 07:00 AM to 09:00 AM begins at:

	Bedford Road (Rt 4/225)					Jughandle					Bedford Road (Rt 4/225)					Hartwell Avenue					Total
	from North					from East					from South					from West					
	Right	Thru	Left	U-Turn	Total	Right	Thru	Left	U-Turn	Total	Right	Thru	Left	U-Turn	Total	Right	Thru	Left	U-Turn	Total	
7:15 AM	1	12	0	0	13	0	1	0	0	1	0	5	0	0	5	4	0	0	0	4	23
7:30 AM	1	5	0	0	6	0	5	0	0	5	0	4	0	0	4	5	0	1	0	6	21
7:45 AM	2	5	0	0	7	0	5	0	0	5	0	4	0	0	4	7	0	1	0	8	24
8:00 AM	1	9	0	0	10	0	4	2	0	6	0	3	0	0	3	6	0	0	0	6	25
<b>Total Volume</b>	<b>5</b>	<b>31</b>	<b>0</b>	<b>0</b>	<b>36</b>	<b>0</b>	<b>15</b>	<b>2</b>	<b>0</b>	<b>17</b>	<b>0</b>	<b>16</b>	<b>0</b>	<b>0</b>	<b>16</b>	<b>22</b>	<b>0</b>	<b>2</b>	<b>0</b>	<b>24</b>	<b>93</b>
% Approach Total	13.9	86.1	0.0	0.0		0.0	88.2	11.8	0.0		0.0	100.0	0.0	0.0		91.7	0.0	8.3	0.0		
PHF	0.625	0.646	0.000	0.000	0.692	0.000	0.750	0.250	0.000	0.708	0.000	0.800	0.000	0.000	0.800	0.786	0.000	0.500	0.000	0.750	0.930
Buses	0	9	0	0	9	0	0	0	0	0	0	4	0	0	4	1	0	0	0	1	14
Buses %	0.0	29.0	0.0	0.0	25.0	0.0	0.0	0.0	0.0	0.0	0.0	25.0	0.0	0.0	25.0	4.5	0.0	0.0	0.0	4.2	15.1
Single-Unit Trucks	4	19	0	0	23	0	8	2	0	10	0	10	0	0	10	19	0	1	0	20	63
Single-Unit %	80.0	61.3	0.0	0.0	63.9	0.0	53.3	100.0	0.0	58.8	0.0	62.5	0.0	0.0	62.5	86.4	0.0	50.0	0.0	83.3	67.7
Articulated Trucks	1	3	0	0	4	0	7	0	0	7	0	2	0	0	2	2	0	1	0	3	16
Articulated %	20.0	9.7	0.0	0.0	11.1	0.0	46.7	0.0	0.0	41.2	0.0	12.5	0.0	0.0	12.5	9.1	0.0	50.0	0.0	12.5	17.2
Buses	0	9	0	0	9	0	0	0	0	0	0	4	0	0	4	1	0	0	0	1	14
Single-Unit Trucks	4	19	0	0	23	0	8	2	0	10	0	10	0	0	10	19	0	1	0	20	63
Articulated Trucks	1	3	0	0	4	0	7	0	0	7	0	2	0	0	2	2	0	1	0	3	16
<b>Total Entering Leg</b>	<b>5</b>	<b>31</b>	<b>0</b>	<b>0</b>	<b>36</b>	<b>0</b>	<b>15</b>	<b>2</b>	<b>0</b>	<b>17</b>	<b>0</b>	<b>16</b>	<b>0</b>	<b>0</b>	<b>16</b>	<b>22</b>	<b>0</b>	<b>2</b>	<b>0</b>	<b>24</b>	<b>93</b>
Buses	4					0					10					0					14
Single-Unit Trucks	11					0					40					12					63
Articulated Trucks	3					0					5					8					16
<b>Total Exiting Leg</b>	<b>18</b>					<b>0</b>					<b>55</b>					<b>20</b>					<b>93</b>

PDI File #: **186391 A**  
 Location: **N: Bedford Road (Rt 4/225) S: Bedford Road (Rt 4/225)**  
 Location: **E: Jughandle W: Hartwell Avenue**  
 City, State: **Lexington, MA**  
 Client: **Vanasse & Associates/ S. Kelly**  
 Site Code: **7993**  
 Count Date: **Wednesday, August 01, 2018**  
 Start Time: **7:00 AM**  
 End Time: **9:00 AM**  
 Class:



**Cars**


	Bedford Road (Rt 4/225)					Jughandle					Bedford Road (Rt 4/225)					Hartwell Avenue					Total					
	from North					from East					from South					from West										
	Right	Thru	Left	U-Turn	Total	Right	Thru	Left	U-Turn	Total	Right	Thru	Left	U-Turn	Total	Right	Thru	Left	U-Turn	Total						
7:00 AM	79	214	0	0	293	1	142	24	0	167	0	89	1	0	90	56	0	7	0	63	613					
7:15 AM	78	205	0	0	283	1	157	29	0	187	0	119	0	0	119	48	0	3	0	51	640					
7:30 AM	72	204	0	0	276	1	168	30	0	199	0	117	0	0	117	71	0	12	0	83	675					
7:45 AM	76	225	0	0	301	3	178	38	0	219	0	140	0	0	140	71	0	10	0	81	741					
<b>Total</b>	<b>305</b>	<b>848</b>	<b>0</b>	<b>0</b>	<b>1153</b>	<b>6</b>	<b>645</b>	<b>121</b>	<b>0</b>	<b>772</b>	<b>0</b>	<b>465</b>	<b>1</b>	<b>0</b>	<b>466</b>	<b>246</b>	<b>0</b>	<b>32</b>	<b>0</b>	<b>278</b>	<b>2669</b>					
8:00 AM	61	176	0	0	237	0	235	53	0	288	0	103	1	0	104	63	0	14	0	77	706					
8:15 AM	92	185	0	0	277	0	240	44	0	284	0	127	0	0	127	59	0	13	0	72	760					
8:30 AM	72	186	0	0	258	0	186	47	0	233	0	127	0	0	127	65	0	13	0	78	696					
8:45 AM	67	180	0	0	247	0	215	70	0	285	0	123	0	0	123	49	0	19	0	68	723					
<b>Total</b>	<b>292</b>	<b>727</b>	<b>0</b>	<b>0</b>	<b>1019</b>	<b>0</b>	<b>876</b>	<b>214</b>	<b>0</b>	<b>1090</b>	<b>0</b>	<b>480</b>	<b>1</b>	<b>0</b>	<b>481</b>	<b>236</b>	<b>0</b>	<b>59</b>	<b>0</b>	<b>295</b>	<b>2885</b>					
Grand Total	597	1575	0	0	2172	6	1521	335	0	1862	0	945	2	0	947	482	0	91	0	573	5554					
Approach %	27.5	72.5	0.0	0.0		0.3	81.7	18.0	0.0		0.0	99.8	0.2	0.0		84.1	0.0	15.9	0.0							
Total %	10.7	28.4	0.0	0.0	39.1	0.1	27.4	6.0	0.0	33.5	0.0	17.0	0.0	0.0	17.1	8.7	0.0	1.6	0.0	10.3						
Exiting Leg Total						1042					0					2392					2120					5554

Peak Hour Analysis from 07:00 AM to 09:00 AM begins at:

	Bedford Road (Rt 4/225)					Jughandle					Bedford Road (Rt 4/225)					Hartwell Avenue					Total					
	from North					from East					from South					from West										
	Right	Thru	Left	U-Turn	Total	Right	Thru	Left	U-Turn	Total	Right	Thru	Left	U-Turn	Total	Right	Thru	Left	U-Turn	Total						
7:45 AM	76	225	0	0	301	3	178	38	0	219	0	140	0	0	140	71	0	10	0	81	741					
8:00 AM	61	176	0	0	237	0	235	53	0	288	0	103	1	0	104	63	0	14	0	77	706					
8:15 AM	92	185	0	0	277	0	240	44	0	284	0	127	0	0	127	59	0	13	0	72	760					
8:30 AM	72	186	0	0	258	0	186	47	0	233	0	127	0	0	127	65	0	13	0	78	696					
Total Volume	301	772	0	0	1073	3	839	182	0	1024	0	497	1	0	498	258	0	50	0	308	2903					
% Approach Total	28.1	71.9	0.0	0.0		0.3	81.9	17.8	0.0		0.0	99.8	0.2	0.0		83.8	0.0	16.2	0.0							
PHF	0.818	0.858	0.000	0.000	0.891	0.250	0.874	0.858	0.000	0.889	0.000	0.888	0.250	0.000	0.889	0.908	0.000	0.893	0.000	0.951	0.955					
Entering Leg	301	772	0	0	1073	3	839	182	0	1024	0	497	1	0	498	258	0	50	0	308	2903					
Exiting Leg						550					0					1212					1141					2903
<b>Total</b>						<b>1623</b>					<b>1024</b>					<b>1710</b>					<b>1449</b>					<b>5806</b>



PDI File #: **186391 A**  
 Location: **N: Bedford Road (Rt 4/225) S: Bedford Road (Rt 4/225)**  
 Location: **E: Jughandle W: Hartwell Avenue**  
 City, State: **Lexington, MA**  
 Client: **Vanasse & Associates/ S. Kelly**  
 Site Code: **7993**  
 Count Date: **Wednesday, August 01, 2018**  
 Start Time: **7:00 AM**  
 End Time: **9:00 AM**  
 Class: **Light Goods Vehicle**



46 Morton Street, Framingham, MA 01702  
 Office: 508-875-0100 Fax: 508-875-0118  
 Email: datarequests@pdillc.com


**Light Goods Vehicle**

	Bedford Road (Rt 4/225)					Jughandle					Bedford Road (Rt 4/225)					Hartwell Avenue					Total	
	from North					from East					from South					from West						
	Right	Thru	Left	U-Turn	Total	Right	Thru	Left	U-Turn	Total	Right	Thru	Left	U-Turn	Total	Right	Thru	Left	U-Turn	Total		
7:00 AM	8	27	0	0	35	0	16	2	0	18	0	18	0	0	18	5	0	2	0	7	78	
7:15 AM	9	22	0	0	31	0	11	1	0	12	0	14	0	0	14	14	0	3	0	17	74	
7:30 AM	7	24	0	0	31	1	17	2	0	20	0	12	0	0	12	3	0	2	0	5	68	
7:45 AM	4	17	0	0	21	0	11	1	0	12	0	14	0	0	14	2	0	1	0	3	50	
<b>Total</b>	<b>28</b>	<b>90</b>	<b>0</b>	<b>0</b>	<b>118</b>	<b>1</b>	<b>55</b>	<b>6</b>	<b>0</b>	<b>62</b>	<b>0</b>	<b>58</b>	<b>0</b>	<b>0</b>	<b>58</b>	<b>24</b>	<b>0</b>	<b>8</b>	<b>0</b>	<b>32</b>	<b>270</b>	
8:00 AM	2	14	0	0	16	0	12	1	0	13	0	10	0	0	10	1	0	2	0	3	42	
8:15 AM	6	13	0	0	19	0	13	0	0	13	0	9	0	0	9	1	0	4	0	5	46	
8:30 AM	5	14	0	0	19	0	5	2	0	7	0	11	0	0	11	1	0	2	0	3	40	
8:45 AM	4	18	0	0	22	0	11	2	0	13	0	13	0	0	13	3	0	1	0	4	52	
<b>Total</b>	<b>17</b>	<b>59</b>	<b>0</b>	<b>0</b>	<b>76</b>	<b>0</b>	<b>41</b>	<b>5</b>	<b>0</b>	<b>46</b>	<b>0</b>	<b>43</b>	<b>0</b>	<b>0</b>	<b>43</b>	<b>6</b>	<b>0</b>	<b>9</b>	<b>0</b>	<b>15</b>	<b>180</b>	
<b>Grand Total</b>	<b>45</b>	<b>149</b>	<b>0</b>	<b>0</b>	<b>194</b>	<b>1</b>	<b>96</b>	<b>11</b>	<b>0</b>	<b>108</b>	<b>0</b>	<b>101</b>	<b>0</b>	<b>0</b>	<b>101</b>	<b>30</b>	<b>0</b>	<b>17</b>	<b>0</b>	<b>47</b>	<b>450</b>	
Approach %	23.2	76.8	0.0	0.0		0.9	88.9	10.2	0.0		0.0	100.0	0.0	0.0		63.8	0.0	36.2	0.0			
Total %	10.0	33.1	0.0	0.0	43.1	0.2	21.3	2.4	0.0	24.0	0.0	22.4	0.0	0.0	22.4	6.7	0.0	3.8	0.0	10.4		
Exiting Leg Total						119					0					190					141	450

Peak Hour Analysis from 07:00 AM to 09:00 AM begins at:

	Bedford Road (Rt 4/225)					Jughandle					Bedford Road (Rt 4/225)					Hartwell Avenue					Total	
	from North					from East					from South					from West						
	Right	Thru	Left	U-Turn	Total	Right	Thru	Left	U-Turn	Total	Right	Thru	Left	U-Turn	Total	Right	Thru	Left	U-Turn	Total		
7:00 AM	8	27	0	0	35	0	16	2	0	18	0	18	0	0	18	5	0	2	0	7	78	
7:15 AM	9	22	0	0	31	0	11	1	0	12	0	14	0	0	14	14	0	3	0	17	74	
7:30 AM	7	24	0	0	31	1	17	2	0	20	0	12	0	0	12	3	0	2	0	5	68	
7:45 AM	4	17	0	0	21	0	11	1	0	12	0	14	0	0	14	2	0	1	0	3	50	
<b>Total Volume</b>	<b>28</b>	<b>90</b>	<b>0</b>	<b>0</b>	<b>118</b>	<b>1</b>	<b>55</b>	<b>6</b>	<b>0</b>	<b>62</b>	<b>0</b>	<b>58</b>	<b>0</b>	<b>0</b>	<b>58</b>	<b>24</b>	<b>0</b>	<b>8</b>	<b>0</b>	<b>32</b>	<b>270</b>	
% Approach Total	23.7	76.3	0.0	0.0		1.6	88.7	9.7	0.0		0.0	100.0	0.0	0.0		75.0	0.0	25.0	0.0			
PHF	0.778	0.833	0.000	0.000	0.843	0.250	0.809	0.750	0.000	0.775	0.000	0.806	0.000	0.000	0.806	0.429	0.000	0.667	0.000	0.471	0.865	
Entering Leg	28	90	0	0	118	1	55	6	0	62	0	58	0	0	58	24	0	8	0	32	270	
Exiting Leg						67					0					120					83	270
<b>Total</b>						185					62					178					115	540

PDI File #: **186391 A**  
 Location: **N: Bedford Road (Rt 4/225) S: Bedford Road (Rt 4/225)**  
 Location: **E: Jughandle W: Hartwell Avenue**  
 City, State: **Lexington, MA**  
 Client: **Vanasse & Associates/ S. Kelly**  
 Site Code: **7993**  
 Count Date: **Wednesday, August 01, 2018**  
 Start Time: **7:00 AM**  
 End Time: **9:00 AM**  
 Class:



46 Morton Street, Framingham, MA 01702  
 Office: 508-875-0100 Fax: 508-875-0118  
 Email: datarequests@pdillc.com

**Buses**

	Bedford Road (Rt 4/225)					Jughandle					Bedford Road (Rt 4/225)					Hartwell Avenue					Total	
	from North					from East					from South					from West						
	Right	Thru	Left	U-Turn	Total	Right	Thru	Left	U-Turn	Total	Right	Thru	Left	U-Turn	Total	Right	Thru	Left	U-Turn	Total		
7:00 AM	0	2	0	0	2	0	0	0	0	0	0	1	0	0	1	4	0	0	0	4	7	
7:15 AM	0	4	0	0	4	0	0	0	0	0	0	1	0	0	1	0	0	0	0	0	5	
7:30 AM	0	1	0	0	1	0	0	0	0	0	0	1	0	0	1	0	0	0	0	0	2	
7:45 AM	0	1	0	0	1	0	0	0	0	0	0	0	0	0	0	0	0	0	0	0	1	
<b>Total</b>	0	8	0	0	8	0	0	0	0	0	0	3	0	0	3	4	0	0	0	4	15	
8:00 AM	0	3	0	0	3	0	0	0	0	0	0	2	0	0	2	1	0	0	0	1	6	
8:15 AM	0	1	0	0	1	0	0	0	0	0	0	1	0	0	1	0	0	0	0	0	2	
8:30 AM	0	2	0	0	2	0	0	0	0	0	0	0	0	0	0	0	0	0	0	0	2	
8:45 AM	0	1	0	0	1	0	0	0	0	0	0	3	0	0	3	0	0	0	0	0	4	
<b>Total</b>	0	7	0	0	7	0	0	0	0	0	0	6	0	0	6	1	0	0	0	1	14	
<b>Grand Total</b>	0	15	0	0	15	0	0	0	0	0	0	9	0	0	9	5	0	0	0	5	29	
Approach %	0.0	100.0	0.0	0.0		0.0	0.0	0.0	0.0		0.0	100.0	0.0	0.0		100.0	0.0	0.0	0.0			
Total %	0.0	51.7	0.0	0.0	51.7	0.0	0.0	0.0	0.0	0.0	0.0	31.0	0.0	0.0	31.0	17.2	0.0	0.0	0.0	17.2		
Exiting Leg Total						9					0					20					0	29

Peak Hour Analysis from 07:00 AM to 09:00 AM begins at:

	Bedford Road (Rt 4/225)					Jughandle					Bedford Road (Rt 4/225)					Hartwell Avenue					Total	
	from North					from East					from South					from West						
	Right	Thru	Left	U-Turn	Total	Right	Thru	Left	U-Turn	Total	Right	Thru	Left	U-Turn	Total	Right	Thru	Left	U-Turn	Total		
7:00 AM	0	2	0	0	2	0	0	0	0	0	0	1	0	0	1	4	0	0	0	4	7	
7:15 AM	0	4	0	0	4	0	0	0	0	0	0	1	0	0	1	0	0	0	0	0	5	
7:30 AM	0	1	0	0	1	0	0	0	0	0	0	1	0	0	1	0	0	0	0	0	2	
7:45 AM	0	1	0	0	1	0	0	0	0	0	0	0	0	0	0	0	0	0	0	0	1	
<b>Total Volume</b>	0	8	0	0	8	0	0	0	0	0	0	3	0	0	3	4	0	0	0	4	15	
<b>% Approach Total</b>	0.0	100.0	0.0	0.0		0.0	0.0	0.0	0.0		0.0	100.0	0.0	0.0		100.0	0.0	0.0	0.0			
PHF	0.000	0.500	0.000	0.000	0.500	0.000	0.000	0.000	0.000	0.000	0.000	0.750	0.000	0.000	0.750	0.250	0.000	0.000	0.000	0.250	0.536	
Entering Leg	0	8	0	0	8	0	0	0	0	0	0	3	0	0	3	4	0	0	0	4	15	
Exiting Leg						3					0					12					0	15
<b>Total</b>						11					0					15					4	30

PDI File #: **186391 A**  
 Location: **N: Bedford Road (Rt 4/225) S: Bedford Road (Rt 4/225)**  
 Location: **E: Jughandle W: Hartwell Avenue**  
 City, State: **Lexington, MA**  
 Client: **Vanasse & Associates/ S. Kelly**  
 Site Code: **7993**  
 Count Date: **Wednesday, August 01, 2018**  
 Start Time: **7:00 AM**  
 End Time: **9:00 AM**  
 Class:



46 Morton Street, Framingham, MA 01702  
 Office: 508-875-0100 Fax: 508-875-0118  
 Email: datarequests@pdillc.com


**Single-Unit Trucks**

	Bedford Road (Rt 4/225)					Jughandle					Bedford Road (Rt 4/225)					Hartwell Avenue					Total	
	from North					from East					from South					from West						
	Right	Thru	Left	U-Turn	Total	Right	Thru	Left	U-Turn	Total	Right	Thru	Left	U-Turn	Total	Right	Thru	Left	U-Turn	Total		
7:00 AM	0	1	0	0	1	0	2	0	0	2	0	4	0	0	4	2	0	2	0	4	11	
7:15 AM	0	7	0	0	7	0	0	0	0	0	0	3	0	0	3	4	0	0	0	4	14	
7:30 AM	1	4	0	0	5	0	3	0	0	3	0	3	0	0	3	4	0	1	0	5	16	
7:45 AM	2	4	0	0	6	0	2	0	0	2	0	3	0	0	3	6	0	0	0	6	17	
<b>Total</b>	<b>3</b>	<b>16</b>	<b>0</b>	<b>0</b>	<b>19</b>	<b>0</b>	<b>7</b>	<b>0</b>	<b>0</b>	<b>7</b>	<b>0</b>	<b>13</b>	<b>0</b>	<b>0</b>	<b>13</b>	<b>16</b>	<b>0</b>	<b>3</b>	<b>0</b>	<b>19</b>	<b>58</b>	
8:00 AM	1	4	0	0	5	0	3	2	0	5	0	1	0	0	1	5	0	0	0	5	16	
8:15 AM	0	2	0	0	2	0	2	0	0	2	0	3	0	0	3	4	0	0	0	4	11	
8:30 AM	0	4	0	0	4	0	3	1	0	4	0	2	0	0	2	3	0	0	0	3	13	
8:45 AM	0	4	0	0	4	0	4	0	0	4	0	7	0	0	7	4	0	0	0	4	19	
<b>Total</b>	<b>1</b>	<b>14</b>	<b>0</b>	<b>0</b>	<b>15</b>	<b>0</b>	<b>12</b>	<b>3</b>	<b>0</b>	<b>15</b>	<b>0</b>	<b>13</b>	<b>0</b>	<b>0</b>	<b>13</b>	<b>16</b>	<b>0</b>	<b>0</b>	<b>0</b>	<b>16</b>	<b>59</b>	
<b>Grand Total</b>	<b>4</b>	<b>30</b>	<b>0</b>	<b>0</b>	<b>34</b>	<b>0</b>	<b>19</b>	<b>3</b>	<b>0</b>	<b>22</b>	<b>0</b>	<b>26</b>	<b>0</b>	<b>0</b>	<b>26</b>	<b>32</b>	<b>0</b>	<b>3</b>	<b>0</b>	<b>35</b>	<b>117</b>	
Approach %	11.8	88.2	0.0	0.0		0.0	86.4	13.6	0.0		0.0	100.0	0.0	0.0		91.4	0.0	8.6	0.0			
Total %	3.4	25.6	0.0	0.0	29.1	0.0	16.2	2.6	0.0	18.8	0.0	22.2	0.0	0.0	22.2	27.4	0.0	2.6	0.0	29.9		
Exiting Leg Total						29					0					65					23	117

Peak Hour Analysis from 07:00 AM to 09:00 AM begins at:

	Bedford Road (Rt 4/225)					Jughandle					Bedford Road (Rt 4/225)					Hartwell Avenue					Total	
	from North					from East					from South					from West						
	Right	Thru	Left	U-Turn	Total	Right	Thru	Left	U-Turn	Total	Right	Thru	Left	U-Turn	Total	Right	Thru	Left	U-Turn	Total		
7:15 AM	0	7	0	0	7	0	0	0	0	0	0	3	0	0	3	4	0	0	0	4	14	
7:30 AM	1	4	0	0	5	0	3	0	0	3	0	3	0	0	3	4	0	1	0	5	16	
7:45 AM	2	4	0	0	6	0	2	0	0	2	0	3	0	0	3	6	0	0	0	6	17	
8:00 AM	1	4	0	0	5	0	3	2	0	5	0	1	0	0	1	5	0	0	0	5	16	
<b>Total Volume</b>	<b>4</b>	<b>19</b>	<b>0</b>	<b>0</b>	<b>23</b>	<b>0</b>	<b>8</b>	<b>2</b>	<b>0</b>	<b>10</b>	<b>0</b>	<b>10</b>	<b>0</b>	<b>0</b>	<b>10</b>	<b>19</b>	<b>0</b>	<b>1</b>	<b>0</b>	<b>20</b>	<b>63</b>	
<b>% Approach Total</b>	<b>17.4</b>	<b>82.6</b>	<b>0.0</b>	<b>0.0</b>		<b>0.0</b>	<b>80.0</b>	<b>20.0</b>	<b>0.0</b>		<b>0.0</b>	<b>100.0</b>	<b>0.0</b>	<b>0.0</b>		<b>95.0</b>	<b>0.0</b>	<b>5.0</b>	<b>0.0</b>			
PHF	0.500	0.679	0.000	0.000	0.821	0.000	0.667	0.250	0.000	0.500	0.000	0.833	0.000	0.000	0.833	0.792	0.000	0.250	0.000	0.833	0.926	
Entering Leg	4	19	0	0	23	0	8	2	0	10	0	10	0	0	10	19	0	1	0	20	63	
Exiting Leg						11					0					40					12	63
<b>Total</b>						34					10					50					32	126

PDI File #: **186391 A**  
 Location: **N: Bedford Road (Rt 4/225) S: Bedford Road (Rt 4/225)**  
 Location: **E: Jughandle W: Hartwell Avenue**  
 City, State: **Lexington, MA**  
 Client: **Vanasse & Associates/ S. Kelly**  
 Site Code: **7993**  
 Count Date: **Wednesday, August 01, 2018**  
 Start Time: **7:00 AM**  
 End Time: **9:00 AM**  
 Class:



46 Morton Street, Framingham, MA 01702  
 Office: 508-875-0100 Fax: 508-875-0118  
 Email: datarequests@pdillc.com

**Articulated Trucks**

	Bedford Road (Rt 4/225)					Jughandle					Bedford Road (Rt 4/225)					Hartwell Avenue					Total
	from North					from East					from South					from West					
	Right	Thru	Left	U-Turn	Total	Right	Thru	Left	U-Turn	Total	Right	Thru	Left	U-Turn	Total	Right	Thru	Left	U-Turn	Total	
7:00 AM	2	0	0	0	2	0	1	0	0	1	0	2	0	0	2	0	0	0	0	0	5
7:15 AM	1	1	0	0	2	0	1	0	0	1	0	1	0	0	1	0	0	0	0	0	4
7:30 AM	0	0	0	0	0	0	2	0	0	2	0	0	0	0	0	1	0	0	0	1	3
7:45 AM	0	0	0	0	0	0	3	0	0	3	0	1	0	0	1	1	0	1	0	2	6
<b>Total</b>	<b>3</b>	<b>1</b>	<b>0</b>	<b>0</b>	<b>4</b>	<b>0</b>	<b>7</b>	<b>0</b>	<b>0</b>	<b>7</b>	<b>0</b>	<b>4</b>	<b>0</b>	<b>0</b>	<b>4</b>	<b>2</b>	<b>0</b>	<b>1</b>	<b>0</b>	<b>3</b>	<b>18</b>
8:00 AM	0	2	0	0	2	0	1	0	0	1	0	0	0	0	0	0	0	0	0	0	3
8:15 AM	0	2	0	0	2	0	0	0	0	0	0	1	0	0	1	0	0	0	0	0	3
8:30 AM	0	0	0	0	0	0	2	0	0	2	0	2	0	0	2	1	0	0	0	1	5
8:45 AM	0	0	0	0	0	0	3	0	0	3	0	2	0	0	2	0	0	0	0	0	5
<b>Total</b>	<b>0</b>	<b>4</b>	<b>0</b>	<b>0</b>	<b>4</b>	<b>0</b>	<b>6</b>	<b>0</b>	<b>0</b>	<b>6</b>	<b>0</b>	<b>5</b>	<b>0</b>	<b>0</b>	<b>5</b>	<b>1</b>	<b>0</b>	<b>0</b>	<b>0</b>	<b>1</b>	<b>16</b>
Grand Total	3	5	0	0	8	0	13	0	0	13	0	9	0	0	9	3	0	1	0	4	34
Approach %	37.5	62.5	0.0	0.0		0.0	100.0	0.0	0.0		0.0	100.0	0.0	0.0		75.0	0.0	25.0	0.0		
Total %	8.8	14.7	0.0	0.0	23.5	0.0	38.2	0.0	0.0	38.2	0.0	26.5	0.0	0.0	26.5	8.8	0.0	2.9	0.0	11.8	
Exiting Leg Total	10					0					8					16					34


Peak Hour Analysis from 07:00 AM to 09:00 AM begins at:

	Bedford Road (Rt 4/225)					Jughandle					Bedford Road (Rt 4/225)					Hartwell Avenue					Total
	from North					from East					from South					from West					
	Right	Thru	Left	U-Turn	Total	Right	Thru	Left	U-Turn	Total	Right	Thru	Left	U-Turn	Total	Right	Thru	Left	U-Turn	Total	
7:00 AM	2	0	0	0	2	0	1	0	0	1	0	2	0	0	2	0	0	0	0	0	5
7:15 AM	1	1	0	0	2	0	1	0	0	1	0	1	0	0	1	0	0	0	0	0	4
7:30 AM	0	0	0	0	0	0	2	0	0	2	0	0	0	0	0	1	0	0	0	1	3
7:45 AM	0	0	0	0	0	0	3	0	0	3	0	1	0	0	1	1	0	1	0	2	6
Total Volume	3	1	0	0	4	0	7	0	0	7	0	4	0	0	4	2	0	1	0	3	18
% Approach Total	75.0	25.0	0.0	0.0		0.0	100.0	0.0	0.0		0.0	100.0	0.0	0.0		66.7	0.0	33.3	0.0		
PHF	0.375	0.250	0.000	0.000	0.500	0.000	0.583	0.000	0.000	0.583	0.000	0.500	0.000	0.000	0.500	0.500	0.000	0.250	0.000	0.375	0.750
Entering Leg	3	1	0	0	4	0	7	0	0	7	0	4	0	0	4	2	0	1	0	3	18
Exiting Leg	5					0					3					10					18
Total	9					7					7					13					36





PDI File #: 186391 A  
 Location: N: Bedford Road (Rt 4/225) S: Bedford Road (Rt 4/225)  
 Location: E: Jughandle W: Hartwell Avenue  
 City, State: Lexington, MA  
 Client: Vanasse & Associates/ S. Kelly  
 Site Code: 7993  
 Count Date: Wednesday, August 01, 2018  
 Start Time: 7:00 AM  
 End Time: 9:00 AM  
 Class:



46 Morton Street, Framingham, MA 01702  
 Office: 508-875-0100 Fax: 508-875-0118  
 Email: datarequests@pdillc.com


**Pedestrians**

	Bedford Road (Rt 4/225)							Jughandle							Bedford Road (Rt 4/225)							Hartwell Avenue							Total
	from North							from East							from South							from West							
	Right	Thru	Left	U-Turn	CW-EB	CW-WB	Total	Right	Thru	Left	U-Turn	CW-SB	CW-NB	Total	Right	Thru	Left	U-Turn	CW-WB	CW-EB	Total	Right	Thru	Left	U-Turn	CW-NB	CW-SB	Total	
7:00 AM	0	0	0	0	1	0	1	0	0	0	0	1	0	1	0	0	0	0	0	0	0	0	0	0	0	0	0	0	2
7:15 AM	0	0	0	0	0	0	0	0	0	0	0	0	0	0	0	0	0	0	0	0	0	0	0	0	0	0	0	0	0
7:30 AM	0	0	0	0	0	0	0	0	0	0	0	0	0	0	0	0	0	0	2	0	2	0	0	0	0	0	0	0	2
7:45 AM	0	0	0	0	0	0	0	0	0	0	0	0	1	1	0	0	0	0	0	1	1	0	0	0	0	0	0	0	2
<b>Total</b>	0	0	0	0	1	0	1	0	0	0	0	1	1	2	0	0	0	0	2	1	3	0	0	0	0	0	0	0	6
8:00 AM	0	0	0	0	0	0	0	0	0	0	0	0	0	0	0	0	0	0	0	0	0	0	0	0	0	0	0	0	0
8:15 AM	0	0	0	0	0	1	1	0	0	0	0	0	0	0	0	0	0	0	0	1	1	0	0	0	0	0	0	0	2
8:30 AM	0	0	0	0	0	0	0	0	0	0	0	0	0	0	0	0	0	0	0	0	0	0	0	0	0	0	0	0	0
8:45 AM	0	0	0	0	0	0	0	0	0	0	0	0	0	0	0	0	0	0	2	0	2	0	0	0	0	0	0	0	2
<b>Total</b>	0	0	0	0	0	1	1	0	0	0	0	0	0	0	0	0	0	0	2	1	3	0	0	0	0	0	0	0	4
<b>Grand Total</b>	0	0	0	0	1	1	2	0	0	0	0	1	1	2	0	0	0	0	4	2	6	0	0	0	0	0	0	0	10
Approach %	0	0	0	0	50	50		0	0	0	0	50	50		0	0	0	0	66.7	33.3		0	0	0	0	0	0		
Total %	0	0	0	0	10	10	20	0	0	0	0	10	10	20	0	0	0	0	40	20	60	0	0	0	0	0	0	0	
Exiting Leg Total	2							2							6							0	10						

Peak Hour Analysis from 07:00 AM to 09:00 AM begins at:

	Bedford Road (Rt 4/225)							Jughandle							Bedford Road (Rt 4/225)							Hartwell Avenue							Total
	from North							from East							from South							from West							
	Right	Thru	Left	U-Turn	CW-EB	CW-WB	Total	Right	Thru	Left	U-Turn	CW-SB	CW-NB	Total	Right	Thru	Left	U-Turn	CW-WB	CW-EB	Total	Right	Thru	Left	U-Turn	CW-NB	CW-SB	Total	
7:00 AM	0	0	0	0	1	0	1	0	0	0	0	1	0	1	0	0	0	0	0	0	0	0	0	0	0	0	0	0	2
7:15 AM	0	0	0	0	0	0	0	0	0	0	0	0	0	0	0	0	0	0	0	0	0	0	0	0	0	0	0	0	0
7:30 AM	0	0	0	0	0	0	0	0	0	0	0	0	0	0	0	0	0	0	2	0	2	0	0	0	0	0	0	0	2
7:45 AM	0	0	0	0	0	0	0	0	0	0	0	0	1	1	0	0	0	0	0	1	1	0	0	0	0	0	0	0	2
<b>Total Volume</b>	0	0	0	0	1	0	1	0	0	0	0	1	1	2	0	0	0	0	2	1	3	0	0	0	0	0	0	0	6
<b>% Approach Total</b>	0.0	0.0	0.0	0.0	100.0	0.0		0.0	0.0	0.0	0.0	50.0	50.0		0.0	0.0	0.0	0.0	66.7	33.3		0.0	0.0	0.0	0.0	0.0	0.0		
PHF	0.000	0.000	0.000	0.000	0.250	0.000	0.250	0.000	0.000	0.000	0.000	0.250	0.250	0.500	0.000	0.000	0.000	0.000	0.250	0.250	0.375	0.000	0.000	0.000	0.000	0.000	0.000	0.000	0.750
Entering Leg	0	0	0	0	1	0	1	0	0	0	0	1	1	2	0	0	0	0	2	1	3	0	0	0	0	0	0	0	6
Exiting Leg	1							2							3							0	6						
<b>Total</b>	2							4							6							0	12						

PDI File #: **186391 A**  
 Location: **N: Bedford Road (Rt 4/225) S: Bedford Road (Rt 4/225)**  
 Location: **E: Jughandle W: Hartwell Avenue**  
 City, State: **Lexington, MA**  
 Client: **Vanasse & Associates/ S. Kelly**  
 Site Code: **7993**  
 Count Date: **Wednesday, August 01, 2018**  
 Start Time: **4:00 PM**  
 End Time: **6:00 PM**  
 Class:



46 Morton Street, Framingham, MA 01702  
 Office: 508-875-0100 Fax: 508-875-0118  
 Email: datarequests@pdillc.com

**Cars and Heavy Vehicles (Combined)**

	Bedford Road (Rt 4/225)					Jughandle					Bedford Road (Rt 4/225)					Hartwell Avenue					Total
	from North					from East					from South					from West					
	Right	Thru	Left	U-Turn	Total	Right	Thru	Left	U-Turn	Total	Right	Thru	Left	U-Turn	Total	Right	Thru	Left	U-Turn	Total	
4:00 PM	27	176	0	0	203	0	76	34	0	110	0	187	0	0	187	209	0	90	0	299	799
4:15 PM	35	150	0	0	185	0	101	26	0	127	0	191	0	0	191	211	0	102	0	313	816
4:30 PM	33	163	0	0	196	0	83	20	0	103	0	186	1	0	187	208	0	103	0	311	797
4:45 PM	30	161	0	0	191	0	85	17	0	102	0	242	0	0	242	185	0	81	0	266	801
<b>Total</b>	<b>125</b>	<b>650</b>	<b>0</b>	<b>0</b>	<b>775</b>	<b>0</b>	<b>345</b>	<b>97</b>	<b>0</b>	<b>442</b>	<b>0</b>	<b>806</b>	<b>1</b>	<b>0</b>	<b>807</b>	<b>813</b>	<b>0</b>	<b>376</b>	<b>0</b>	<b>1189</b>	<b>3213</b>
5:00 PM	40	163	0	0	203	1	104	24	0	129	0	232	0	0	232	233	0	81	0	314	878
5:15 PM	38	170	0	0	208	1	100	24	0	125	0	189	1	0	190	245	0	83	0	328	851
5:30 PM	38	142	0	0	180	1	113	25	0	139	0	166	0	0	166	211	0	72	0	283	768
5:45 PM	39	164	0	0	203	1	106	25	0	132	0	183	0	0	183	174	0	50	0	224	742
<b>Total</b>	<b>155</b>	<b>639</b>	<b>0</b>	<b>0</b>	<b>794</b>	<b>4</b>	<b>423</b>	<b>98</b>	<b>0</b>	<b>525</b>	<b>0</b>	<b>770</b>	<b>1</b>	<b>0</b>	<b>771</b>	<b>863</b>	<b>0</b>	<b>286</b>	<b>0</b>	<b>1149</b>	<b>3239</b>
Grand Total	280	1289	0	0	1569	4	768	195	0	967	0	1576	2	0	1578	1676	0	662	0	2338	6452
Approach %	17.8	82.2	0.0	0.0		0.4	79.4	20.2	0.0		0.0	99.9	0.1	0.0		71.7	0.0	28.3	0.0		
Total %	4.3	20.0	0.0	0.0	24.3	0.1	11.9	3.0	0.0	15.0	0.0	24.4	0.0	0.0	24.5	26.0	0.0	10.3	0.0	36.2	
Exiting Leg Total	2242					0					3160					1050					6452
Cars	278	1274	0	0	1552	4	757	194	0	955	0	1553	2	0	1555	1667	0	660	0	2327	6389
% Cars	99.3	98.8	0.0	0.0	98.9	100.0	98.6	99.5	0.0	98.8	0.0	98.5	100.0	0.0	98.5	99.5	0.0	99.7	0.0	99.5	99.0
Exiting Leg Total	2217					0					3135					1037					6389
Heavy Vehicles	2	15	0	0	17	0	11	1	0	12	0	23	0	0	23	9	0	2	0	11	63
% Heavy Vehicles	0.7	1.2	0.0	0.0	1.1	0.0	1.4	0.5	0.0	1.2	0.0	1.5	0.0	0.0	1.5	0.5	0.0	0.3	0.0	0.5	1.0
Exiting Leg Total	25					0					25					13					63

Peak Hour Analysis from 04:00 PM to 06:00 PM begins at:

	Bedford Road (Rt 4/225)					Jughandle					Bedford Road (Rt 4/225)					Hartwell Avenue					Total
	from North					from East					from South					from West					
	Right	Thru	Left	U-Turn	Total	Right	Thru	Left	U-Turn	Total	Right	Thru	Left	U-Turn	Total	Right	Thru	Left	U-Turn	Total	
4:30 PM	33	163	0	0	196	0	83	20	0	103	0	186	1	0	187	208	0	103	0	311	797
4:45 PM	30	161	0	0	191	0	85	17	0	102	0	242	0	0	242	185	0	81	0	266	801
5:00 PM	40	163	0	0	203	1	104	24	0	129	0	232	0	0	232	233	0	81	0	314	878
5:15 PM	38	170	0	0	208	1	100	24	0	125	0	189	1	0	190	245	0	83	0	328	851
Total Volume	141	657	0	0	798	2	372	85	0	459	0	849	2	0	851	871	0	348	0	1219	3327
% Approach Total	17.7	82.3	0.0	0.0		0.4	81.0	18.5	0.0		0.0	99.8	0.2	0.0		71.5	0.0	28.5	0.0		
PHF	0.881	0.966	0.000	0.000	0.959	0.500	0.894	0.885	0.000	0.890	0.000	0.877	0.500	0.000	0.879	0.889	0.000	0.845	0.000	0.929	0.947
Cars	139	648	0	0	787	2	363	85	0	450	0	839	2	0	841	868	0	348	0	1216	3294
Cars %	98.6	98.6	0.0	0.0	98.6	100.0	97.6	100.0	0.0	98.0	0.0	98.8	100.0	0.0	98.8	99.7	0.0	100.0	0.0	99.8	99.0
Heavy Vehicles	2	9	0	0	11	0	9	0	0	9	0	10	0	0	10	3	0	0	0	3	33
Heavy Vehicles %	1.4	1.4	0.0	0.0	1.4	0.0	2.4	0.0	0.0	2.0	0.0	1.2	0.0	0.0	1.2	0.3	0.0	0.0	0.0	0.2	1.0
Cars Enter Leg	139	648	0	0	787	2	363	85	0	450	0	839	2	0	841	868	0	348	0	1216	3294
Heavy Enter Leg	2	9	0	0	11	0	9	0	0	9	0	10	0	0	10	3	0	0	0	3	33
Total Entering Leg	141	657	0	0	798	2	372	85	0	459	0	849	2	0	851	871	0	348	0	1219	3327
Cars Exiting Leg	1189					0					1601					504					3294
Heavy Exiting Leg	10					0					12					11					33
Total Exiting Leg	1199					0					1613					515					3327

PDI File #: **186391 A**  
 Location: **N: Bedford Road (Rt 4/225) S: Bedford Road (Rt 4/225)**  
 Location: **E: Jughandle W: Hartwell Avenue**  
 City, State: **Lexington, MA**  
 Client: **Vanasse & Associates/ S. Kelly**  
 Site Code: **7993**  
 Count Date: **Wednesday, August 01, 2018**  
 Start Time: **4:00 PM**  
 End Time: **6:00 PM**  
 Class:



46 Morton Street, Framingham, MA 01702  
 Office: 508-875-0100 Fax: 508-875-0118  
 Email: datarequests@pdillc.com


**Cars-Combined (Motorcycles, Cars, Light Goods)**

	Bedford Road (Rt 4/225)					Jughandle					Bedford Road (Rt 4/225)					Hartwell Avenue					Total
	from North					from East					from South					from West					
	Right	Thru	Left	U-Turn	Total	Right	Thru	Left	U-Turn	Total	Right	Thru	Left	U-Turn	Total	Right	Thru	Left	U-Turn	Total	
4:00 PM	27	173	0	0	200	0	76	33	0	109	0	183	0	0	183	208	0	89	0	297	789
4:15 PM	35	148	0	0	183	0	101	26	0	127	0	187	0	0	187	208	0	102	0	310	807
4:30 PM	32	162	0	0	194	0	80	20	0	100	0	183	1	0	184	207	0	103	0	310	788
4:45 PM	30	155	0	0	185	0	82	17	0	99	0	237	0	0	237	183	0	81	0	264	785
<b>Total</b>	<b>124</b>	<b>638</b>	<b>0</b>	<b>0</b>	<b>762</b>	<b>0</b>	<b>339</b>	<b>96</b>	<b>0</b>	<b>435</b>	<b>0</b>	<b>790</b>	<b>1</b>	<b>0</b>	<b>791</b>	<b>806</b>	<b>0</b>	<b>375</b>	<b>0</b>	<b>1181</b>	<b>3169</b>
5:00 PM	39	163	0	0	202	1	103	24	0	128	0	230	0	0	230	233	0	81	0	314	874
5:15 PM	38	168	0	0	206	1	98	24	0	123	0	189	1	0	190	245	0	83	0	328	847
5:30 PM	38	141	0	0	179	1	113	25	0	139	0	162	0	0	162	211	0	72	0	283	763
5:45 PM	39	164	0	0	203	1	104	25	0	130	0	182	0	0	182	172	0	49	0	221	736
<b>Total</b>	<b>154</b>	<b>636</b>	<b>0</b>	<b>0</b>	<b>790</b>	<b>4</b>	<b>418</b>	<b>98</b>	<b>0</b>	<b>520</b>	<b>0</b>	<b>763</b>	<b>1</b>	<b>0</b>	<b>764</b>	<b>861</b>	<b>0</b>	<b>285</b>	<b>0</b>	<b>1146</b>	<b>3220</b>
Grand Total	278	1274	0	0	1552	4	757	194	0	955	0	1553	2	0	1555	1667	0	660	0	2327	6389
Approach %	17.9	82.1	0.0	0.0		0.4	79.3	20.3	0.0		0.0	99.9	0.1	0.0		71.6	0.0	28.4	0.0		
Total %	4.4	19.9	0.0	0.0	24.3	0.1	11.8	3.0	0.0	14.9	0.0	24.3	0.0	0.0	24.3	26.1	0.0	10.3	0.0	36.4	
Exiting Leg Total	2217					0					3135					1037					6389

Peak Hour Analysis from 04:00 PM to 06:00 PM begins at:

	Bedford Road (Rt 4/225)					Jughandle					Bedford Road (Rt 4/225)					Hartwell Avenue					Total
	from North					from East					from South					from West					
	Right	Thru	Left	U-Turn	Total	Right	Thru	Left	U-Turn	Total	Right	Thru	Left	U-Turn	Total	Right	Thru	Left	U-Turn	Total	
4:30 PM	32	162	0	0	194	0	80	20	0	100	0	183	1	0	184	207	0	103	0	310	788
4:45 PM	30	155	0	0	185	0	82	17	0	99	0	237	0	0	237	183	0	81	0	264	785
5:00 PM	39	163	0	0	202	1	103	24	0	128	0	230	0	0	230	233	0	81	0	314	874
5:15 PM	38	168	0	0	206	1	98	24	0	123	0	189	1	0	190	245	0	83	0	328	847
Total Volume	139	648	0	0	787	2	363	85	0	450	0	839	2	0	841	868	0	348	0	1216	3294
% Approach Total	17.7	82.3	0.0	0.0		0.4	80.7	18.9	0.0		0.0	99.8	0.2	0.0		71.4	0.0	28.6	0.0		
PHF	0.891	0.964	0.000	0.000	0.955	0.500	0.881	0.885	0.000	0.879	0.000	0.885	0.500	0.000	0.887	0.886	0.000	0.845	0.000	0.927	0.942
Entering Leg	139	648	0	0	787	2	363	85	0	450	0	839	2	0	841	868	0	348	0	1216	3294
Exiting Leg	1189					0					1601					504					3294
Total	1976					450					2442					1720					6588

PDI File #: **186391 A**  
 Location: **N: Bedford Road (Rt 4/225) S: Bedford Road (Rt 4/225)**  
 Location: **E: Jughandle W: Hartwell Avenue**  
 City, State: **Lexington, MA**  
 Client: **Vanasse & Associates/ S. Kelly**  
 Site Code: **7993**  
 Count Date: **Wednesday, August 01, 2018**  
 Start Time: **4:00 PM**  
 End Time: **6:00 PM**  
 Class: **Heavy Vehicles-Combined (Buses, Single-Unit Trucks, Articulated Trucks)**



46 Morton Street, Framingham, MA 01702  
 Office: 508-875-0100 Fax: 508-875-0118  
 Email: datarequests@pdillc.com

	Bedford Road (Rt 4/225)					Jughandle					Bedford Road (Rt 4/225)					Hartwell Avenue					Total
	from North					from East					from South					from West					
	Right	Thru	Left	U-Turn	Total	Right	Thru	Left	U-Turn	Total	Right	Thru	Left	U-Turn	Total	Right	Thru	Left	U-Turn	Total	
4:00 PM	0	3	0	0	3	0	0	1	0	1	0	4	0	0	4	1	0	1	0	2	10
4:15 PM	0	2	0	0	2	0	0	0	0	0	0	4	0	0	4	3	0	0	0	3	9
4:30 PM	1	1	0	0	2	0	3	0	0	3	0	3	0	0	3	1	0	0	0	1	9
4:45 PM	0	6	0	0	6	0	3	0	0	3	0	5	0	0	5	2	0	0	0	2	16
<b>Total</b>	<b>1</b>	<b>12</b>	<b>0</b>	<b>0</b>	<b>13</b>	<b>0</b>	<b>6</b>	<b>1</b>	<b>0</b>	<b>7</b>	<b>0</b>	<b>16</b>	<b>0</b>	<b>0</b>	<b>16</b>	<b>7</b>	<b>0</b>	<b>1</b>	<b>0</b>	<b>8</b>	<b>44</b>
5:00 PM	1	0	0	0	1	0	1	0	0	1	0	2	0	0	2	0	0	0	0	0	4
5:15 PM	0	2	0	0	2	0	2	0	0	2	0	0	0	0	0	0	0	0	0	0	4
5:30 PM	0	1	0	0	1	0	0	0	0	0	0	4	0	0	4	0	0	0	0	0	5
5:45 PM	0	0	0	0	0	0	2	0	0	2	0	1	0	0	1	2	0	1	0	3	6
<b>Total</b>	<b>1</b>	<b>3</b>	<b>0</b>	<b>0</b>	<b>4</b>	<b>0</b>	<b>5</b>	<b>0</b>	<b>0</b>	<b>5</b>	<b>0</b>	<b>7</b>	<b>0</b>	<b>0</b>	<b>7</b>	<b>2</b>	<b>0</b>	<b>1</b>	<b>0</b>	<b>3</b>	<b>19</b>
<b>Grand Total</b>	<b>2</b>	<b>15</b>	<b>0</b>	<b>0</b>	<b>17</b>	<b>0</b>	<b>11</b>	<b>1</b>	<b>0</b>	<b>12</b>	<b>0</b>	<b>23</b>	<b>0</b>	<b>0</b>	<b>23</b>	<b>9</b>	<b>0</b>	<b>2</b>	<b>0</b>	<b>11</b>	<b>63</b>
Approach %	11.8	88.2	0.0	0.0		0.0	91.7	8.3	0.0		0.0	100.0	0.0	0.0		81.8	0.0	18.2	0.0		
Total %	3.2	23.8	0.0	0.0	27.0	0.0	17.5	1.6	0.0	19.0	0.0	36.5	0.0	0.0	36.5	14.3	0.0	3.2	0.0	17.5	
Exiting Leg Total	25					0					25					13					63
Buses	1	5	0	0	6	0	4	1	0	5	0	5	0	0	5	2	0	1	0	3	19
% Buses	50.0	33.3	0.0	0.0	35.3	0.0	36.4	100.0	0.0	41.7	0.0	21.7	0.0	0.0	21.7	22.2	0.0	50.0	0.0	27.3	30.2
Exiting Leg Total	6					0					8					5					19
Single-Unit Trucks	1	9	0	0	10	0	4	0	0	4	0	15	0	0	15	5	0	1	0	6	35
% Single-Unit	50.0	60.0	0.0	0.0	58.8	0.0	36.4	0.0	0.0	33.3	0.0	65.2	0.0	0.0	65.2	55.6	0.0	50.0	0.0	54.5	55.6
Exiting Leg Total	16					0					14					5					35
Articulated Trucks	0	1	0	0	1	0	3	0	0	3	0	3	0	0	3	2	0	0	0	2	9
% Articulated	0.0	6.7	0.0	0.0	5.9	0.0	27.3	0.0	0.0	25.0	0.0	13.0	0.0	0.0	13.0	22.2	0.0	0.0	0.0	18.2	14.3
Exiting Leg Total	3					0					3					3					9

Peak Hour Analysis from 04:00 PM to 06:00 PM begins at:

	Bedford Road (Rt 4/225)					Jughandle					Bedford Road (Rt 4/225)					Hartwell Avenue					Total
	from North					from East					from South					from West					
	Right	Thru	Left	U-Turn	Total	Right	Thru	Left	U-Turn	Total	Right	Thru	Left	U-Turn	Total	Right	Thru	Left	U-Turn	Total	
4:00 PM	0	3	0	0	3	0	0	1	0	1	0	4	0	0	4	1	0	1	0	2	10
4:15 PM	0	2	0	0	2	0	0	0	0	0	0	4	0	0	4	3	0	0	0	3	9
4:30 PM	1	1	0	0	2	0	3	0	0	3	0	3	0	0	3	1	0	0	0	1	9
4:45 PM	0	6	0	0	6	0	3	0	0	3	0	5	0	0	5	2	0	0	0	2	16
<b>Total Volume</b>	<b>1</b>	<b>12</b>	<b>0</b>	<b>0</b>	<b>13</b>	<b>0</b>	<b>6</b>	<b>1</b>	<b>0</b>	<b>7</b>	<b>0</b>	<b>16</b>	<b>0</b>	<b>0</b>	<b>16</b>	<b>7</b>	<b>0</b>	<b>1</b>	<b>0</b>	<b>8</b>	<b>44</b>
% Approach Total	7.7	92.3	0.0	0.0		0.0	85.7	14.3	0.0		0.0	100.0	0.0	0.0		87.5	0.0	12.5	0.0		
PHF	0.250	0.500	0.000	0.000	0.542	0.000	0.500	0.250	0.000	0.583	0.000	0.800	0.000	0.000	0.800	0.583	0.000	0.250	0.000	0.667	0.688
Buses	1	4	0	0	5	0	1	1	0	2	0	3	0	0	3	1	0	0	0	1	11
Buses %	100.0	33.3	0.0	0.0	38.5	0.0	16.7	100.0	0.0	28.6	0.0	18.8	0.0	0.0	18.8	14.3	0.0	0.0	0.0	12.5	25.0
Single-Unit Trucks	0	8	0	0	8	0	3	0	0	3	0	10	0	0	10	5	0	1	0	6	27
Single-Unit %	0.0	66.7	0.0	0.0	61.5	0.0	50.0	0.0	0.0	42.9	0.0	62.5	0.0	0.0	62.5	71.4	0.0	100.0	0.0	75.0	61.4
Articulated Trucks	0	0	0	0	0	0	2	0	0	2	0	3	0	0	3	1	0	0	0	1	6
Articulated %	0.0	0.0	0.0	0.0	0.0	0.0	33.3	0.0	0.0	28.6	0.0	18.8	0.0	0.0	18.8	14.3	0.0	0.0	0.0	12.5	13.6
Buses	1	4	0	0	5	0	1	1	0	2	0	3	0	0	3	1	0	0	0	1	11
Single-Unit Trucks	0	8	0	0	8	0	3	0	0	3	0	10	0	0	10	5	0	1	0	6	27
Articulated Trucks	0	0	0	0	0	0	2	0	0	2	0	3	0	0	3	1	0	0	0	1	6
<b>Total Entering Leg</b>	<b>1</b>	<b>12</b>	<b>0</b>	<b>0</b>	<b>13</b>	<b>0</b>	<b>6</b>	<b>1</b>	<b>0</b>	<b>7</b>	<b>0</b>	<b>16</b>	<b>0</b>	<b>0</b>	<b>16</b>	<b>7</b>	<b>0</b>	<b>1</b>	<b>0</b>	<b>8</b>	<b>44</b>
Buses	3					0					6					2					11
Single-Unit Trucks	11					0					13					3					27
Articulated Trucks	3					0					1					2					6
<b>Total Exiting Leg</b>	<b>17</b>					<b>0</b>					<b>20</b>					<b>7</b>					<b>44</b>

PDI File #: **186391 A**  
 Location: **N: Bedford Road (Rt 4/225) S: Bedford Road (Rt 4/225)**  
 Location: **E: Jughandle W: Hartwell Avenue**  
 City, State: **Lexington, MA**  
 Client: **Vanasse & Associates/ S. Kelly**  
 Site Code: **7993**  
 Count Date: **Wednesday, August 01, 2018**  
 Start Time: **4:00 PM**  
 End Time: **6:00 PM**  
 Class:



**Cars**


	Bedford Road (Rt 4/225)					Jughandle					Bedford Road (Rt 4/225)					Hartwell Avenue					Total
	from North					from East					from South					from West					
	Right	Thru	Left	U-Turn	Total	Right	Thru	Left	U-Turn	Total	Right	Thru	Left	U-Turn	Total	Right	Thru	Left	U-Turn	Total	
4:00 PM	27	161	0	0	188	0	69	29	0	98	0	175	0	0	175	205	0	73	0	278	739
4:15 PM	35	132	0	0	167	0	92	24	0	116	0	166	0	0	166	207	0	90	0	297	746
4:30 PM	30	154	0	0	184	0	72	18	0	90	0	170	0	0	170	206	0	96	0	302	746
4:45 PM	27	147	0	0	174	0	71	15	0	86	0	214	0	0	214	181	0	77	0	258	732
<b>Total</b>	<b>119</b>	<b>594</b>	<b>0</b>	<b>0</b>	<b>713</b>	<b>0</b>	<b>304</b>	<b>86</b>	<b>0</b>	<b>390</b>	<b>0</b>	<b>725</b>	<b>0</b>	<b>0</b>	<b>725</b>	<b>799</b>	<b>0</b>	<b>336</b>	<b>0</b>	<b>1135</b>	<b>2963</b>
5:00 PM	37	153	0	0	190	1	98	23	0	122	0	214	0	0	214	232	0	77	0	309	835
5:15 PM	36	155	0	0	191	1	91	22	0	114	0	175	1	0	176	242	0	79	0	321	802
5:30 PM	37	131	0	0	168	1	107	22	0	130	0	151	0	0	151	208	0	65	0	273	722
5:45 PM	38	157	0	0	195	1	99	25	0	125	0	174	0	0	174	170	0	44	0	214	708
<b>Total</b>	<b>148</b>	<b>596</b>	<b>0</b>	<b>0</b>	<b>744</b>	<b>4</b>	<b>395</b>	<b>92</b>	<b>0</b>	<b>491</b>	<b>0</b>	<b>714</b>	<b>1</b>	<b>0</b>	<b>715</b>	<b>852</b>	<b>0</b>	<b>265</b>	<b>0</b>	<b>1117</b>	<b>3067</b>
Grand Total	267	1190	0	0	1457	4	699	178	0	881	0	1439	1	0	1440	1651	0	601	0	2252	6030
Approach %	18.3	81.7	0.0	0.0		0.5	79.3	20.2	0.0		0.0	99.9	0.1	0.0		73.3	0.0	26.7	0.0		
Total %	4.4	19.7	0.0	0.0	24.2	0.1	11.6	3.0	0.0	14.6	0.0	23.9	0.0	0.0	23.9	27.4	0.0	10.0	0.0	37.3	
Exiting Leg Total	2044					0					3019					967					6030

Peak Hour Analysis from 04:00 PM to 06:00 PM begins at:

	Bedford Road (Rt 4/225)					Jughandle					Bedford Road (Rt 4/225)					Hartwell Avenue					Total
	from North					from East					from South					from West					
	Right	Thru	Left	U-Turn	Total	Right	Thru	Left	U-Turn	Total	Right	Thru	Left	U-Turn	Total	Right	Thru	Left	U-Turn	Total	
4:30 PM	30	154	0	0	184	0	72	18	0	90	0	170	0	0	170	206	0	96	0	302	746
4:45 PM	27	147	0	0	174	0	71	15	0	86	0	214	0	0	214	181	0	77	0	258	732
5:00 PM	37	153	0	0	190	1	98	23	0	122	0	214	0	0	214	232	0	77	0	309	835
5:15 PM	36	155	0	0	191	1	91	22	0	114	0	175	1	0	176	242	0	79	0	321	802
Total Volume	130	609	0	0	739	2	332	78	0	412	0	773	1	0	774	861	0	329	0	1190	3115
% Approach Total	17.6	82.4	0.0	0.0		0.5	80.6	18.9	0.0		0.0	99.9	0.1	0.0		72.4	0.0	27.6	0.0		
PHF	0.878	0.982	0.000	0.000	0.967	0.500	0.847	0.848	0.000	0.844	0.000	0.903	0.250	0.000	0.904	0.889	0.000	0.857	0.000	0.927	0.933
Entering Leg	130	609	0	0	739	2	332	78	0	412	0	773	1	0	774	861	0	329	0	1190	3115
Exiting Leg	1104					0					1548					463					3115
Total	1843					412					2322					1653					6230



PDI File #: **186391 A**  
 Location: **N: Bedford Road (Rt 4/225) S: Bedford Road (Rt 4/225)**  
 Location: **E: Jughandle W: Hartwell Avenue**  
 City, State: **Lexington, MA**  
 Client: **Vanasse & Associates/ S. Kelly**  
 Site Code: **7993**  
 Count Date: **Wednesday, August 01, 2018**  
 Start Time: **4:00 PM**  
 End Time: **6:00 PM**  
 Class:



46 Morton Street, Framingham, MA 01702  
 Office: 508-875-0100 Fax: 508-875-0118  
 Email: datarequests@pdillc.com


**Light Goods Vehicle**

	Bedford Road (Rt 4/225)					Jughandle					Bedford Road (Rt 4/225)					Hartwell Avenue					Total
	from North					from East					from South					from West					
	Right	Thru	Left	U-Turn	Total	Right	Thru	Left	U-Turn	Total	Right	Thru	Left	U-Turn	Total	Right	Thru	Left	U-Turn	Total	
4:00 PM	0	12	0	0	12	0	7	4	0	11	0	8	0	0	8	3	0	15	0	18	49
4:15 PM	0	16	0	0	16	0	8	2	0	10	0	20	0	0	20	1	0	11	0	12	58
4:30 PM	2	8	0	0	10	0	8	2	0	10	0	13	1	0	14	1	0	7	0	8	42
4:45 PM	3	8	0	0	11	0	11	2	0	13	0	23	0	0	23	2	0	4	0	6	53
<b>Total</b>	<b>5</b>	<b>44</b>	<b>0</b>	<b>0</b>	<b>49</b>	<b>0</b>	<b>34</b>	<b>10</b>	<b>0</b>	<b>44</b>	<b>0</b>	<b>64</b>	<b>1</b>	<b>0</b>	<b>65</b>	<b>7</b>	<b>0</b>	<b>37</b>	<b>0</b>	<b>44</b>	<b>202</b>
5:00 PM	2	10	0	0	12	0	5	1	0	6	0	16	0	0	16	1	0	4	0	5	39
5:15 PM	2	13	0	0	15	0	7	2	0	9	0	14	0	0	14	3	0	4	0	7	45
5:30 PM	0	9	0	0	9	0	6	3	0	9	0	11	0	0	11	3	0	7	0	10	39
5:45 PM	1	7	0	0	8	0	5	0	0	5	0	8	0	0	8	2	0	5	0	7	28
<b>Total</b>	<b>5</b>	<b>39</b>	<b>0</b>	<b>0</b>	<b>44</b>	<b>0</b>	<b>23</b>	<b>6</b>	<b>0</b>	<b>29</b>	<b>0</b>	<b>49</b>	<b>0</b>	<b>0</b>	<b>49</b>	<b>9</b>	<b>0</b>	<b>20</b>	<b>0</b>	<b>29</b>	<b>151</b>
<b>Grand Total</b>	<b>10</b>	<b>83</b>	<b>0</b>	<b>0</b>	<b>93</b>	<b>0</b>	<b>57</b>	<b>16</b>	<b>0</b>	<b>73</b>	<b>0</b>	<b>113</b>	<b>1</b>	<b>0</b>	<b>114</b>	<b>16</b>	<b>0</b>	<b>57</b>	<b>0</b>	<b>73</b>	<b>353</b>
Approach %	10.8	89.2	0.0	0.0		0.0	78.1	21.9	0.0		0.0	99.1	0.9	0.0		21.9	0.0	78.1	0.0		
Total %	2.8	23.5	0.0	0.0	26.3	0.0	16.1	4.5	0.0	20.7	0.0	32.0	0.3	0.0	32.3	4.5	0.0	16.1	0.0	20.7	
Exiting Leg Total	170					0					115					68					353

Peak Hour Analysis from 04:00 PM to 06:00 PM begins at:

	Bedford Road (Rt 4/225)					Jughandle					Bedford Road (Rt 4/225)					Hartwell Avenue					Total
	from North					from East					from South					from West					
	Right	Thru	Left	U-Turn	Total	Right	Thru	Left	U-Turn	Total	Right	Thru	Left	U-Turn	Total	Right	Thru	Left	U-Turn	Total	
4:00 PM	0	12	0	0	12	0	7	4	0	11	0	8	0	0	8	3	0	15	0	18	49
4:15 PM	0	16	0	0	16	0	8	2	0	10	0	20	0	0	20	1	0	11	0	12	58
4:30 PM	2	8	0	0	10	0	8	2	0	10	0	13	1	0	14	1	0	7	0	8	42
4:45 PM	3	8	0	0	11	0	11	2	0	13	0	23	0	0	23	2	0	4	0	6	53
<b>Total Volume</b>	<b>5</b>	<b>44</b>	<b>0</b>	<b>0</b>	<b>49</b>	<b>0</b>	<b>34</b>	<b>10</b>	<b>0</b>	<b>44</b>	<b>0</b>	<b>64</b>	<b>1</b>	<b>0</b>	<b>65</b>	<b>7</b>	<b>0</b>	<b>37</b>	<b>0</b>	<b>44</b>	<b>202</b>
<b>% Approach Total</b>	<b>10.2</b>	<b>89.8</b>	<b>0.0</b>	<b>0.0</b>		<b>0.0</b>	<b>77.3</b>	<b>22.7</b>	<b>0.0</b>		<b>0.0</b>	<b>98.5</b>	<b>1.5</b>	<b>0.0</b>		<b>15.9</b>	<b>0.0</b>	<b>84.1</b>	<b>0.0</b>		
PHF	0.417	0.688	0.000	0.000	0.766	0.000	0.773	0.625	0.000	0.846	0.000	0.696	0.250	0.000	0.707	0.583	0.000	0.617	0.000	0.611	0.871
Entering Leg	5	44	0	0	49	0	34	10	0	44	0	64	1	0	65	7	0	37	0	44	202
Exiting Leg	101					0					61					40					202
<b>Total</b>	<b>150</b>					<b>44</b>					<b>126</b>					<b>84</b>					<b>404</b>

PDI File #: **186391 A**  
 Location: **N: Bedford Road (Rt 4/225) S: Bedford Road (Rt 4/225)**  
 Location: **E: Jughandle W: Hartwell Avenue**  
 City, State: **Lexington, MA**  
 Client: **Vanasse & Associates/ S. Kelly**  
 Site Code: **7993**  
 Count Date: **Wednesday, August 01, 2018**  
 Start Time: **4:00 PM**  
 End Time: **6:00 PM**  
 Class:



46 Morton Street, Framingham, MA 01702  
 Office: 508-875-0100 Fax: 508-875-0118  
 Email: datarequests@pdillc.com

**Buses**

	Bedford Road (Rt 4/225)					Jughandle					Bedford Road (Rt 4/225)					Hartwell Avenue					Total
	from North					from East					from South					from West					
	Right	Thru	Left	U-Turn	Total	Right	Thru	Left	U-Turn	Total	Right	Thru	Left	U-Turn	Total	Right	Thru	Left	U-Turn	Total	
4:00 PM	0	2	0	0	2	0	0	1	0	1	0	0	0	0	0	0	0	0	0	0	3
4:15 PM	0	1	0	0	1	0	0	0	0	0	0	1	0	0	1	0	0	0	0	0	2
4:30 PM	1	0	0	0	1	0	0	0	0	0	0	1	0	0	1	1	0	0	0	1	3
4:45 PM	0	1	0	0	1	0	1	0	0	1	0	1	0	0	1	0	0	0	0	0	3
<b>Total</b>	<b>1</b>	<b>4</b>	<b>0</b>	<b>0</b>	<b>5</b>	<b>0</b>	<b>1</b>	<b>1</b>	<b>0</b>	<b>2</b>	<b>0</b>	<b>3</b>	<b>0</b>	<b>0</b>	<b>3</b>	<b>1</b>	<b>0</b>	<b>0</b>	<b>0</b>	<b>1</b>	<b>11</b>
5:00 PM	0	0	0	0	0	0	0	0	0	0	0	0	0	0	0	0	0	0	0	0	0
5:15 PM	0	1	0	0	1	0	2	0	0	2	0	0	0	0	0	0	0	0	0	0	3
5:30 PM	0	0	0	0	0	0	0	0	0	0	0	1	0	0	1	0	0	0	0	0	1
5:45 PM	0	0	0	0	0	0	1	0	0	1	0	1	0	0	1	1	0	1	0	2	4
<b>Total</b>	<b>0</b>	<b>1</b>	<b>0</b>	<b>0</b>	<b>1</b>	<b>0</b>	<b>3</b>	<b>0</b>	<b>0</b>	<b>3</b>	<b>0</b>	<b>2</b>	<b>0</b>	<b>0</b>	<b>2</b>	<b>1</b>	<b>0</b>	<b>1</b>	<b>0</b>	<b>2</b>	<b>8</b>
<b>Grand Total</b>	<b>1</b>	<b>5</b>	<b>0</b>	<b>0</b>	<b>6</b>	<b>0</b>	<b>4</b>	<b>1</b>	<b>0</b>	<b>5</b>	<b>0</b>	<b>5</b>	<b>0</b>	<b>0</b>	<b>5</b>	<b>2</b>	<b>0</b>	<b>1</b>	<b>0</b>	<b>3</b>	<b>19</b>
Approach %	16.7	83.3	0.0	0.0		0.0	80.0	20.0	0.0		0.0	100.0	0.0	0.0		66.7	0.0	33.3	0.0		
Total %	5.3	26.3	0.0	0.0	31.6	0.0	21.1	5.3	0.0	26.3	0.0	26.3	0.0	0.0	26.3	10.5	0.0	5.3	0.0	15.8	
Exiting Leg Total	6					0					8					5					19

Peak Hour Analysis from 04:00 PM to 06:00 PM begins at:

	Bedford Road (Rt 4/225)					Jughandle					Bedford Road (Rt 4/225)					Hartwell Avenue					Total
	from North					from East					from South					from West					
	Right	Thru	Left	U-Turn	Total	Right	Thru	Left	U-Turn	Total	Right	Thru	Left	U-Turn	Total	Right	Thru	Left	U-Turn	Total	
4:00 PM	0	2	0	0	2	0	0	1	0	1	0	0	0	0	0	0	0	0	0	0	3
4:15 PM	0	1	0	0	1	0	0	0	0	0	0	1	0	0	1	0	0	0	0	0	2
4:30 PM	1	0	0	0	1	0	0	0	0	0	0	1	0	0	1	1	0	0	0	1	3
4:45 PM	0	1	0	0	1	0	1	0	0	1	0	1	0	0	1	0	0	0	0	0	3
<b>Total Volume</b>	<b>1</b>	<b>4</b>	<b>0</b>	<b>0</b>	<b>5</b>	<b>0</b>	<b>1</b>	<b>1</b>	<b>0</b>	<b>2</b>	<b>0</b>	<b>3</b>	<b>0</b>	<b>0</b>	<b>3</b>	<b>1</b>	<b>0</b>	<b>0</b>	<b>0</b>	<b>1</b>	<b>11</b>
% Approach Total	20.0	80.0	0.0	0.0		0.0	50.0	50.0	0.0		0.0	100.0	0.0	0.0		100.0	0.0	0.0	0.0		
PHF	0.250	0.500	0.000	0.000	0.625	0.000	0.250	0.250	0.000	0.500	0.000	0.750	0.000	0.000	0.750	0.250	0.000	0.000	0.000	0.250	0.917
Entering Leg	1	4	0	0	5	0	1	1	0	2	0	3	0	0	3	1	0	0	0	1	11
Exiting Leg	3					0					6					2					11
<b>Total</b>	<b>8</b>					<b>2</b>					<b>9</b>					<b>3</b>					<b>22</b>

PDI File #: **186391 A**  
 Location: **N: Bedford Road (Rt 4/225) S: Bedford Road (Rt 4/225)**  
 Location: **E: Jughandle W: Hartwell Avenue**  
 City, State: **Lexington, MA**  
 Client: **Vanasse & Associates/ S. Kelly**  
 Site Code: **7993**  
 Count Date: **Wednesday, August 01, 2018**  
 Start Time: **4:00 PM**  
 End Time: **6:00 PM**  
 Class:



46 Morton Street, Framingham, MA 01702  
 Office: 508-875-0100 Fax: 508-875-0118  
 Email: datarequests@pdillc.com


**Single-Unit Trucks**

	Bedford Road (Rt 4/225)					Jughandle					Bedford Road (Rt 4/225)					Hartwell Avenue					Total
	from North					from East					from South					from West					
	Right	Thru	Left	U-Turn	Total	Right	Thru	Left	U-Turn	Total	Right	Thru	Left	U-Turn	Total	Right	Thru	Left	U-Turn	Total	
4:00 PM	0	1	0	0	1	0	0	0	0	0	0	3	0	0	3	1	0	1	0	2	6
4:15 PM	0	1	0	0	1	0	0	0	0	0	0	3	0	0	3	2	0	0	0	2	6
4:30 PM	0	1	0	0	1	0	2	0	0	2	0	2	0	0	2	0	0	0	0	0	5
4:45 PM	0	5	0	0	5	0	1	0	0	1	0	2	0	0	2	2	0	0	0	2	10
<b>Total</b>	0	8	0	0	8	0	3	0	0	3	0	10	0	0	10	5	0	1	0	6	27
5:00 PM	1	0	0	0	1	0	1	0	0	1	0	2	0	0	2	0	0	0	0	0	4
5:15 PM	0	0	0	0	0	0	0	0	0	0	0	0	0	0	0	0	0	0	0	0	0
5:30 PM	0	1	0	0	1	0	0	0	0	0	0	3	0	0	3	0	0	0	0	0	4
5:45 PM	0	0	0	0	0	0	0	0	0	0	0	0	0	0	0	0	0	0	0	0	0
<b>Total</b>	1	1	0	0	2	0	1	0	0	1	0	5	0	0	5	0	0	0	0	0	8
<b>Grand Total</b>	1	9	0	0	10	0	4	0	0	4	0	15	0	0	15	5	0	1	0	6	35
Approach %	10.0	90.0	0.0	0.0		0.0	100.0	0.0	0.0		0.0	100.0	0.0	0.0		83.3	0.0	16.7	0.0		
Total %	2.9	25.7	0.0	0.0	28.6	0.0	11.4	0.0	0.0	11.4	0.0	42.9	0.0	0.0	42.9	14.3	0.0	2.9	0.0	17.1	
Exiting Leg Total	16					0					14					5					35

Peak Hour Analysis from 04:00 PM to 06:00 PM begins at:

	Bedford Road (Rt 4/225)					Jughandle					Bedford Road (Rt 4/225)					Hartwell Avenue					Total
	from North					from East					from South					from West					
	Right	Thru	Left	U-Turn	Total	Right	Thru	Left	U-Turn	Total	Right	Thru	Left	U-Turn	Total	Right	Thru	Left	U-Turn	Total	
4:00 PM	0	1	0	0	1	0	0	0	0	0	0	3	0	0	3	1	0	1	0	2	6
4:15 PM	0	1	0	0	1	0	0	0	0	0	0	3	0	0	3	2	0	0	0	2	6
4:30 PM	0	1	0	0	1	0	2	0	0	2	0	2	0	0	2	0	0	0	0	0	5
4:45 PM	0	5	0	0	5	0	1	0	0	1	0	2	0	0	2	2	0	0	0	2	10
<b>Total Volume</b>	0	8	0	0	8	0	3	0	0	3	0	10	0	0	10	5	0	1	0	6	27
% Approach Total	0.0	100.0	0.0	0.0		0.0	100.0	0.0	0.0		0.0	100.0	0.0	0.0		83.3	0.0	16.7	0.0		
PHF	0.000	0.400	0.000	0.000	0.400	0.000	0.375	0.000	0.000	0.375	0.000	0.833	0.000	0.000	0.833	0.625	0.000	0.250	0.000	0.750	0.675
Entering Leg	0	8	0	0	8	0	3	0	0	3	0	10	0	0	10	5	0	1	0	6	27
Exiting Leg	11					0					13					3					27
<b>Total</b>	19					3					23					9					54

PDI File #: **186391 A**  
 Location: **N: Bedford Road (Rt 4/225) S: Bedford Road (Rt 4/225)**  
 Location: **E: Jughandle W: Hartwell Avenue**  
 City, State: **Lexington, MA**  
 Client: **Vanasse & Associates/ S. Kelly**  
 Site Code: **7993**  
 Count Date: **Wednesday, August 01, 2018**  
 Start Time: **4:00 PM**  
 End Time: **6:00 PM**  
 Class:



46 Morton Street, Framingham, MA 01702  
 Office: 508-875-0100 Fax: 508-875-0118  
 Email: datarequests@pdillc.com

**Articulated Trucks**

	Bedford Road (Rt 4/225)					Jughandle					Bedford Road (Rt 4/225)					Hartwell Avenue					Total
	from North					from East					from South					from West					
	Right	Thru	Left	U-Turn	Total	Right	Thru	Left	U-Turn	Total	Right	Thru	Left	U-Turn	Total	Right	Thru	Left	U-Turn	Total	
4:00 PM	0	0	0	0	0	0	0	0	0	0	0	1	0	0	1	0	0	0	0	0	1
4:15 PM	0	0	0	0	0	0	0	0	0	0	0	0	0	0	0	1	0	0	0	0	1
4:30 PM	0	0	0	0	0	0	1	0	0	1	0	0	0	0	0	0	0	0	0	0	0
4:45 PM	0	0	0	0	0	0	1	0	0	1	0	2	0	0	2	0	0	0	0	0	0
<b>Total</b>	0	0	0	0	0	0	2	0	0	2	0	3	0	0	3	1	0	0	0	0	1
5:00 PM	0	0	0	0	0	0	0	0	0	0	0	0	0	0	0	0	0	0	0	0	0
5:15 PM	0	1	0	0	1	0	0	0	0	0	0	0	0	0	0	0	0	0	0	0	0
5:30 PM	0	0	0	0	0	0	0	0	0	0	0	0	0	0	0	0	0	0	0	0	0
5:45 PM	0	0	0	0	0	0	1	0	0	1	0	0	0	0	0	1	0	0	0	0	1
<b>Total</b>	0	1	0	0	1	0	1	0	0	1	0	0	0	0	0	1	0	0	0	0	1
<b>Grand Total</b>	0	1	0	0	1	0	3	0	0	3	0	3	0	0	3	2	0	0	0	2	9
Approach %	0.0	100.0	0.0	0.0		0.0	100.0	0.0	0.0		0.0	100.0	0.0	0.0		100.0	0.0	0.0	0.0		
Total %	0.0	11.1	0.0	0.0	11.1	0.0	33.3	0.0	0.0	33.3	0.0	33.3	0.0	0.0	33.3	22.2	0.0	0.0	0.0	22.2	
Exiting Leg Total	3					0					3					3					9


Peak Hour Analysis from 04:00 PM to 06:00 PM begins at:

	Bedford Road (Rt 4/225)					Jughandle					Bedford Road (Rt 4/225)					Hartwell Avenue					Total
	from North					from East					from South					from West					
	Right	Thru	Left	U-Turn	Total	Right	Thru	Left	U-Turn	Total	Right	Thru	Left	U-Turn	Total	Right	Thru	Left	U-Turn	Total	
4:00 PM	0	0	0	0	0	0	0	0	0	0	0	1	0	0	1	0	0	0	0	0	0
4:15 PM	0	0	0	0	0	0	0	0	0	0	0	0	0	0	0	1	0	0	0	0	1
4:30 PM	0	0	0	0	0	0	1	0	0	1	0	0	0	0	0	0	0	0	0	0	0
4:45 PM	0	0	0	0	0	0	1	0	0	1	0	2	0	0	2	0	0	0	0	0	0
<b>Total Volume</b>	0	0	0	0	0	0	2	0	0	2	0	3	0	0	3	1	0	0	0	0	1
<b>% Approach Total</b>	0.0	0.0	0.0	0.0		0.0	100.0	0.0	0.0		0.0	100.0	0.0	0.0		100.0	0.0	0.0	0.0		
PHF	0.000	0.000	0.000	0.000	0.000	0.000	0.500	0.000	0.000	0.500	0.000	0.375	0.000	0.000	0.375	0.250	0.000	0.000	0.000	0.250	0.500
Entering Leg	0	0	0	0	0	0	2	0	0	2	0	3	0	0	3	1	0	0	0	0	1
Exiting Leg	3					0					1					2					6
<b>Total</b>	3					2					4					3					12





PDI File #: 186391 A  
 Location: N: Bedford Road (Rt 4/225) S: Bedford Road (Rt 4/225)  
 Location: E: Jughandle W: Hartwell Avenue  
 City, State: Lexington, MA  
 Client: Vanasse & Associates/ S. Kelly  
 Site Code: 7993  
 Count Date: Wednesday, August 01, 2018  
 Start Time: 4:00 PM  
 End Time: 6:00 PM  
 Class:



46 Morton Street, Framingham, MA 01702  
 Office: 508-875-0100 Fax: 508-875-0118  
 Email: datarequests@pdillc.com


**Pedestrians**

	Bedford Road (Rt 4/225)							Jughandle							Bedford Road (Rt 4/225)							Hartwell Avenue							Total
	from North							from East							from South							from West							
	Right	Thru	Left	U-Turn	CW-EB	CW-WB	Total	Right	Thru	Left	U-Turn	CW-SB	CW-NB	Total	Right	Thru	Left	U-Turn	CW-WB	CW-EB	Total	Right	Thru	Left	U-Turn	CW-NB	CW-SB	Total	
4:00 PM	0	0	0	0	0	0	0	0	0	0	0	0	0	0	0	0	0	0	0	0	0	0	0	0	0	0	0	0	
4:15 PM	0	0	0	0	0	1	1	0	0	0	0	0	0	0	0	0	0	0	0	0	0	0	0	0	0	0	0	1	
4:30 PM	0	0	0	0	0	0	0	0	0	0	0	0	0	0	0	0	0	0	0	0	0	0	0	0	0	0	0	0	
4:45 PM	0	0	0	0	0	0	0	0	0	0	0	0	0	0	0	0	0	0	0	0	0	0	0	0	0	0	0	0	
Total	0	0	0	0	0	1	1	0	0	0	0	0	0	0	0	0	0	0	0	0	0	0	0	0	0	0	0	1	
5:00 PM	0	0	0	0	0	0	0	0	0	0	0	1	1	0	0	0	0	0	2	2	0	0	0	0	0	0	0	3	
5:15 PM	0	0	0	0	0	0	0	0	0	0	0	0	0	0	0	0	0	0	0	0	0	0	0	0	0	0	0		
5:30 PM	0	0	0	0	0	0	0	0	0	0	0	0	0	0	0	0	1	1	2	0	0	0	0	0	0	0	2		
5:45 PM	0	0	0	0	0	0	0	0	0	0	0	0	0	0	0	0	0	0	0	0	0	0	0	0	0	0	0		
Total	0	0	0	0	0	0	0	0	0	0	0	1	1	0	0	0	1	3	4	0	0	0	0	0	0	0	5		
Grand Total	0	0	0	0	0	1	1	0	0	0	0	1	1	0	0	0	1	3	4	0	0	0	0	0	0	0	6		
Approach %	0	0	0	0	0	100		0	0	0	0	100		0	0	0	25	75		0	0	0	0	0	0				
Total %	0	0	0	0	0	16.7	16.7	0	0	0	0	16.7	16.7	0	0	0	16.7	50	66.7		0	0	0	0	0	0			
Exiting Leg Total	1							1							4							0							6

Peak Hour Analysis from 04:00 PM to 06:00 PM begins at:

	Bedford Road (Rt 4/225)							Jughandle							Bedford Road (Rt 4/225)							Hartwell Avenue							Total
	from North							from East							from South							from West							
	Right	Thru	Left	U-Turn	CW-EB	CW-WB	Total	Right	Thru	Left	U-Turn	CW-SB	CW-NB	Total	Right	Thru	Left	U-Turn	CW-WB	CW-EB	Total	Right	Thru	Left	U-Turn	CW-NB	CW-SB	Total	
4:45 PM	0	0	0	0	0	0	0	0	0	0	0	0	0	0	0	0	0	0	0	0	0	0	0	0	0	0	0		
4:45 PM	0	0	0	0	0	0	0	0	0	0	0	0	0	0	0	0	0	0	2	2	0	0	0	0	0	0	3		
5:00 PM	0	0	0	0	0	0	0	0	0	0	0	0	0	0	0	0	0	0	0	0	0	0	0	0	0	0	0		
5:15 PM	0	0	0	0	0	0	0	0	0	0	0	0	0	0	0	0	0	0	0	0	0	0	0	0	0	0	0		
5:30 PM	0	0	0	0	0	0	0	0	0	0	0	0	0	0	0	0	1	1	2	0	0	0	0	0	0	0	2		
Total Volume	0	0	0	0	0	0	0	0	0	0	0	1	1	0	0	0	1	3	4	0	0	0	0	0	0	0	5		
% Approach Total	0.0	0.0	0.0	0.0	0.0	0.0		0.0	0.0	0.0	0.0	100.0		0.0	0.0	0.0	25.0	75.0		0.0	0.0	0.0	0.0	0.0	0.0				
PHF	0.000	0.000	0.000	0.000	0.000	0.000	0.000	0.000	0.000	0.000	0.250	0.250		0.000	0.000	0.000	0.250	0.375	0.500		0.000	0.000	0.000	0.000	0.000	0.000	0.417		
Entering Leg	0	0	0	0	0	0	0	0	0	0	0	1	1	0	0	0	1	3	4	0	0	0	0	0	0	5			
Exiting Leg	0							1							4							0							5
Total	0							2							8							0							10

PDI File #: **186391 B**  
 Location: **N: Maguire Road S: Composting Facility**  
 Location: **E: Hartwell Avenue W: Hartwell Avenue**  
 City, State: **Lexington, MA**  
 Client: **Vanasse & Associates/ S. Kelly**  
 Site Code: **TBA**  
 Count Date: **Wednesday, August 01, 2018**  
 Start Time: **7:00 AM**  
 End Time: **9:00 AM**  
 Class:



46 Morton Street, Framingham, MA 01702  
 Office: 508-875-0100 Fax: 508-875-0118  
 Email: datarequests@pdillc.com


**Cars and Heavy Vehicles (Combined)**

	Maguire Road					Hartwell Avenue					Composting Facility					Hartwell Avenue					Total
	from North					from East					from South					from West					
	Right	Thru	Left	U-Turn	Total	Right	Thru	Left	U-Turn	Total	Right	Thru	Left	U-Turn	Total	Right	Thru	Left	U-Turn	Total	
7:00 AM	112	0	15	0	127	7	140	1	0	148	0	0	0	0	0	1	33	14	0	48	323
7:15 AM	131	0	4	0	135	9	155	4	0	168	0	0	0	0	0	1	22	15	0	38	341
7:30 AM	138	1	12	0	151	12	147	7	0	166	1	0	0	0	1	4	50	16	0	70	388
7:45 AM	138	0	7	0	145	19	167	9	0	195	4	0	0	0	4	1	47	14	0	62	406
<b>Total</b>	<b>519</b>	<b>1</b>	<b>38</b>	<b>0</b>	<b>558</b>	<b>47</b>	<b>609</b>	<b>21</b>	<b>0</b>	<b>677</b>	<b>5</b>	<b>0</b>	<b>0</b>	<b>0</b>	<b>5</b>	<b>7</b>	<b>152</b>	<b>59</b>	<b>0</b>	<b>218</b>	<b>1458</b>
8:00 AM	121	0	10	0	131	19	186	2	0	207	4	0	0	0	4	1	52	29	0	82	424
8:15 AM	104	0	15	0	119	27	146	2	0	175	2	1	0	0	3	1	48	23	0	72	369
8:30 AM	97	0	14	0	111	22	134	1	0	157	5	0	0	0	5	3	49	24	0	76	349
8:45 AM	101	0	20	0	121	40	188	3	0	231	0	0	2	0	2	0	46	20	0	66	420
<b>Total</b>	<b>423</b>	<b>0</b>	<b>59</b>	<b>0</b>	<b>482</b>	<b>108</b>	<b>654</b>	<b>8</b>	<b>0</b>	<b>770</b>	<b>11</b>	<b>1</b>	<b>2</b>	<b>0</b>	<b>14</b>	<b>5</b>	<b>195</b>	<b>96</b>	<b>0</b>	<b>296</b>	<b>1562</b>
Grand Total	942	1	97	0	1040	155	1263	29	0	1447	16	1	2	0	19	12	347	155	0	514	3020
Approach %	90.6	0.1	9.3	0.0		10.7	87.3	2.0	0.0		84.2	5.3	10.5	0.0		2.3	67.5	30.2	0.0		
Total %	31.2	0.0	3.2	0.0	34.4	5.1	41.8	1.0	0.0	47.9	0.5	0.0	0.1	0.0	0.6	0.4	11.5	5.1	0.0	17.0	
Exiting Leg Total	311					460					42					2207					3020
Cars	938	1	87	0	1026	144	1253	20	0	1417	10	1	1	0	12	11	334	152	0	497	2952
% Cars	99.6	100.0	89.7	0.0	98.7	92.9	99.2	69.0	0.0	97.9	62.5	100.0	50.0	0.0	63.2	91.7	96.3	98.1	0.0	96.7	97.7
Exiting Leg Total	297					431					32					2192					2952
Heavy Vehicles	4	0	10	0	14	11	10	9	0	30	6	0	1	0	7	1	13	3	0	17	68
% Heavy Vehicles	0.4	0.0	10.3	0.0	1.3	7.1	0.8	31.0	0.0	2.1	37.5	0.0	50.0	0.0	36.8	8.3	3.7	1.9	0.0	3.3	2.3
Exiting Leg Total	14					29					10					15					68

Peak Hour Analysis from 07:00 AM to 09:00 AM begins at:

7:30 AM	Maguire Road					Hartwell Avenue					Composting Facility					Hartwell Avenue					Total
	from North					from East					from South					from West					
	Right	Thru	Left	U-Turn	Total	Right	Thru	Left	U-Turn	Total	Right	Thru	Left	U-Turn	Total	Right	Thru	Left	U-Turn	Total	
7:30 AM	138	1	12	0	151	12	147	7	0	166	1	0	0	0	1	4	50	16	0	70	388
7:45 AM	138	0	7	0	145	19	167	9	0	195	4	0	0	0	4	1	47	14	0	62	406
8:00 AM	121	0	10	0	131	19	186	2	0	207	4	0	0	0	4	1	52	29	0	82	424
8:15 AM	104	0	15	0	119	27	146	2	0	175	2	1	0	0	3	1	48	23	0	72	369
Total Volume	501	1	44	0	546	77	646	20	0	743	11	1	0	0	12	7	197	82	0	286	1587
% Approach Total	91.8	0.2	8.1	0.0		10.4	86.9	2.7	0.0		91.7	8.3	0.0	0.0		2.4	68.9	28.7	0.0		
PHF	0.908	0.250	0.733	0.000	0.904	0.713	0.868	0.556	0.000	0.897	0.688	0.250	0.000	0.000	0.750	0.438	0.947	0.707	0.000	0.872	0.936
Cars	498	1	40	0	539	72	640	14	0	726	6	1	0	0	7	7	190	79	0	276	1548
Cars %	99.4	100.0	90.9	0.0	98.7	93.5	99.1	70.0	0.0	97.7	54.5	100.0	0.0	0.0	58.3	100.0	96.4	96.3	0.0	96.5	97.5
Heavy Vehicles	3	0	4	0	7	5	6	6	0	17	5	0	0	0	5	0	7	3	0	10	39
Heavy Vehicles %	0.6	0.0	9.1	0.0	1.3	6.5	0.9	30.0	0.0	2.3	45.5	0.0	0.0	0.0	41.7	0.0	3.6	3.7	0.0	3.5	2.5
Cars Enter Leg	498	1	40	0	539	72	640	14	0	726	6	1	0	0	7	7	190	79	0	276	1548
Heavy Enter Leg	3	0	4	0	7	5	6	6	0	17	5	0	0	5	0	7	3	0	0	10	39
Total Entering Leg	501	1	44	0	546	77	646	20	0	743	11	1	0	0	12	7	197	82	0	286	1587
Cars Exiting Leg	152					236					22					1138					1548
Heavy Exiting Leg	8					16					6					9					39
Total Exiting Leg	160					252					28					1147					1587

PDI File #: **186391 B**  
 Location: **N: Maguire Road S: Composting Facility**  
 Location: **E: Hartwell Avenue W: Hartwell Avenue**  
 City, State: **Lexington, MA**  
 Client: **Vanasse & Associates/ S. Kelly**  
 Site Code: **TBA**  
 Count Date: **Wednesday, August 01, 2018**  
 Start Time: **7:00 AM**  
 End Time: **9:00 AM**  
 Class:



46 Morton Street, Framingham, MA 01702  
 Office: 508-875-0100 Fax: 508-875-0118  
 Email: datarequests@pdillc.com


**Cars-Combined (Motorcycles, Cars, Light Goods)**

	Maguire Road					Hartwell Avenue					Composting Facility					Hartwell Avenue					Total					
	from North					from East					from South					from West										
	Right	Thru	Left	U-Turn	Total	Right	Thru	Left	U-Turn	Total	Right	Thru	Left	U-Turn	Total	Right	Thru	Left	U-Turn	Total						
7:00 AM	112	0	11	0	123	6	140	1	0	147	0	0	0	0	0	1	31	14	0	46	316					
7:15 AM	131	0	4	0	135	9	155	4	0	168	0	0	0	0	0	1	22	15	0	38	341					
7:30 AM	137	1	10	0	148	11	145	5	0	161	1	0	0	0	1	4	49	13	0	66	376					
7:45 AM	138	0	6	0	144	18	165	8	0	191	3	0	0	0	3	1	43	14	0	58	396					
Total	518	1	31	0	550	44	605	18	0	667	4	0	0	0	4	7	145	56	0	208	1429					
8:00 AM	120	0	9	0	129	16	185	0	0	201	1	0	0	0	1	1	52	29	0	82	413					
8:15 AM	103	0	15	0	118	27	145	1	0	173	1	1	0	0	2	1	46	23	0	70	363					
8:30 AM	96	0	14	0	110	21	134	1	0	156	4	0	0	0	4	2	47	24	0	73	343					
8:45 AM	101	0	18	0	119	36	184	0	0	220	0	0	1	0	1	0	44	20	0	64	404					
Total	420	0	56	0	476	100	648	2	0	750	6	1	1	0	8	4	189	96	0	289	1523					
Grand Total	938	1	87	0	1026	144	1253	20	0	1417	10	1	1	0	12	11	334	152	0	497	2952					
Approach %	91.4	0.1	8.5	0.0		10.2	88.4	1.4	0.0		83.3	8.3	8.3	0.0		2.2	67.2	30.6	0.0							
Total %	31.8	0.0	2.9	0.0	34.8	4.9	42.4	0.7	0.0	48.0	0.3	0.0	0.0	0.0	0.4	0.4	11.3	5.1	0.0	16.8						
Exiting Leg Total						297					431					32					2192					2952

Peak Hour Analysis from 07:00 AM to 09:00 AM begins at:

	Maguire Road					Hartwell Avenue					Composting Facility					Hartwell Avenue					Total					
	from North					from East					from South					from West										
	Right	Thru	Left	U-Turn	Total	Right	Thru	Left	U-Turn	Total	Right	Thru	Left	U-Turn	Total	Right	Thru	Left	U-Turn	Total						
7:30 AM	137	1	10	0	148	11	145	5	0	161	1	0	0	0	1	4	49	13	0	66	376					
7:45 AM	138	0	6	0	144	18	165	8	0	191	3	0	0	0	3	1	43	14	0	58	396					
8:00 AM	120	0	9	0	129	16	185	0	0	201	1	0	0	0	1	1	52	29	0	82	413					
8:15 AM	103	0	15	0	118	27	145	1	0	173	1	1	0	0	2	1	46	23	0	70	363					
Total Volume	498	1	40	0	539	72	640	14	0	726	6	1	0	0	7	7	190	79	0	276	1548					
% Approach Total	92.4	0.2	7.4	0.0		9.9	88.2	1.9	0.0		85.7	14.3	0.0	0.0		2.5	68.8	28.6	0.0							
PHF	0.902	0.250	0.667	0.000	0.910	0.667	0.865	0.438	0.000	0.903	0.500	0.250	0.000	0.000	0.583	0.438	0.913	0.681	0.000	0.841	0.937					
Entering Leg	498	1	40	0	539	72	640	14	0	726	6	1	0	0	7	7	190	79	0	276	1548					
Exiting Leg						152					236					22					1138					1548
Total						691					962					29					1414					3096

PDI File #: **186391 B**  
 Location: **N: Maguire Road S: Composting Facility**  
 Location: **E: Hartwell Avenue W: Hartwell Avenue**  
 City, State: **Lexington, MA**  
 Client: **Vanasse & Associates/ S. Kelly**  
 Site Code: **TBA**  
 Count Date: **Wednesday, August 01, 2018**  
 Start Time: **7:00 AM**  
 End Time: **9:00 AM**  
 Class: **Heavy Vehicles-Combined (Buses, Single-Unit Trucks, Articulated Trucks)**



46 Morton Street, Framingham, MA 01702  
 Office: 508-875-0100 Fax: 508-875-0118  
 Email: datarequests@pdillc.com

	Maguire Road					Hartwell Avenue					Composting Facility					Hartwell Avenue					Total
	from North					from East					from South					from West					
	Right	Thru	Left	U-Turn	Total	Right	Thru	Left	U-Turn	Total	Right	Thru	Left	U-Turn	Total	Right	Thru	Left	U-Turn	Total	
7:00 AM	0	0	4	0	4	1	0	0	0	1	0	0	0	0	0	0	2	0	0	2	7
7:15 AM	0	0	0	0	0	0	0	0	0	0	0	0	0	0	0	0	0	0	0	0	0
7:30 AM	1	0	2	0	3	1	2	2	0	5	0	0	0	0	0	0	1	3	0	4	12
7:45 AM	0	0	1	0	1	1	2	1	0	4	1	0	0	0	1	0	4	0	0	4	10
<b>Total</b>	<b>1</b>	<b>0</b>	<b>7</b>	<b>0</b>	<b>8</b>	<b>3</b>	<b>4</b>	<b>3</b>	<b>0</b>	<b>10</b>	<b>1</b>	<b>0</b>	<b>0</b>	<b>0</b>	<b>1</b>	<b>0</b>	<b>7</b>	<b>3</b>	<b>0</b>	<b>10</b>	<b>29</b>
8:00 AM	1	0	1	0	2	3	1	2	0	6	3	0	0	0	3	0	0	0	0	0	11
8:15 AM	1	0	0	0	1	0	1	1	0	2	1	0	0	0	1	0	2	0	0	2	6
8:30 AM	1	0	0	0	1	1	0	0	0	1	1	0	0	0	1	1	2	0	0	3	6
8:45 AM	0	0	2	0	2	4	4	3	0	11	0	0	1	0	1	0	2	0	0	2	16
<b>Total</b>	<b>3</b>	<b>0</b>	<b>3</b>	<b>0</b>	<b>6</b>	<b>8</b>	<b>6</b>	<b>6</b>	<b>0</b>	<b>20</b>	<b>5</b>	<b>0</b>	<b>1</b>	<b>0</b>	<b>6</b>	<b>1</b>	<b>6</b>	<b>0</b>	<b>0</b>	<b>7</b>	<b>39</b>
Grand Total	4	0	10	0	14	11	10	9	0	30	6	0	1	0	7	1	13	3	0	17	68
Approach %	28.6	0.0	71.4	0.0		36.7	33.3	30.0	0.0		85.7	0.0	14.3	0.0		5.9	76.5	17.6	0.0		
Total %	5.9	0.0	14.7	0.0	20.6	16.2	14.7	13.2	0.0	44.1	8.8	0.0	1.5	0.0	10.3	1.5	19.1	4.4	0.0	25.0	
Exiting Leg Total	14					29					10					15					68
Buses	1	0	1	0	2	0	0	0	0	0	0	0	0	0	0	0	2	1	0	3	5
% Buses	25.0	0.0	10.0	0.0	14.3	0.0	0.0	0.0	0.0	0.0	0.0	0.0	0.0	0.0	0.0	0.0	15.4	33.3	0.0	17.6	7.4
Exiting Leg Total	1					3					0					1					5
Single-Unit Trucks	2	0	5	0	7	3	9	7	0	19	5	0	1	0	6	1	10	2	0	13	45
% Single-Unit	50.0	0.0	50.0	0.0	50.0	27.3	90.0	77.8	0.0	63.3	83.3	0.0	100.0	0.0	85.7	100.0	76.9	66.7	0.0	76.5	66.2
Exiting Leg Total	5					20					8					12					45
Articulated Trucks	1	0	4	0	5	8	1	2	0	11	1	0	0	0	1	0	1	0	0	1	18
% Articulated	25.0	0.0	40.0	0.0	35.7	72.7	10.0	22.2	0.0	36.7	16.7	0.0	0.0	0.0	14.3	0.0	7.7	0.0	0.0	5.9	26.5
Exiting Leg Total	8					6					2					2					18

Peak Hour Analysis from 07:00 AM to 09:00 AM begins at:

	Maguire Road					Hartwell Avenue					Composting Facility					Hartwell Avenue					Total
	from North					from East					from South					from West					
	Right	Thru	Left	U-Turn	Total	Right	Thru	Left	U-Turn	Total	Right	Thru	Left	U-Turn	Total	Right	Thru	Left	U-Turn	Total	
7:30 AM	1	0	2	0	3	1	2	2	0	5	0	0	0	0	0	0	1	3	0	4	12
7:45 AM	0	0	1	0	1	1	2	1	0	4	1	0	0	0	1	0	4	0	0	4	10
8:00 AM	1	0	1	0	2	3	1	2	0	6	3	0	0	0	3	0	0	0	0	0	11
8:15 AM	1	0	0	0	1	0	1	1	0	2	1	0	0	0	1	0	2	0	0	2	6
<b>Total Volume</b>	<b>3</b>	<b>0</b>	<b>4</b>	<b>0</b>	<b>7</b>	<b>5</b>	<b>6</b>	<b>6</b>	<b>0</b>	<b>17</b>	<b>5</b>	<b>0</b>	<b>0</b>	<b>0</b>	<b>5</b>	<b>0</b>	<b>7</b>	<b>3</b>	<b>0</b>	<b>10</b>	<b>39</b>
% Approach Total	42.9	0.0	57.1	0.0		29.4	35.3	35.3	0.0		100.0	0.0	0.0	0.0		0.0	70.0	30.0	0.0		
PHF	0.750	0.000	0.500	0.000	0.583	0.417	0.750	0.750	0.000	0.708	0.417	0.000	0.000	0.000	0.417	0.000	0.438	0.250	0.000	0.625	0.813
Buses	0	0	0	0	0	0	0	0	0	0	0	0	0	0	0	0	1	1	0	2	2
Buses %	0.0	0.0	0.0	0.0	0.0	0.0	0.0	0.0	0.0	0.0	0.0	0.0	0.0	0.0	0.0	0.0	14.3	33.3	0.0	20.0	5.1
Single-Unit Trucks	2	0	1	0	3	1	5	5	0	11	4	0	0	0	4	0	5	2	0	7	25
Single-Unit %	66.7	0.0	25.0	0.0	42.9	20.0	83.3	83.3	0.0	64.7	80.0	0.0	0.0	0.0	80.0	0.0	71.4	66.7	0.0	70.0	64.1
Articulated Trucks	1	0	3	0	4	4	1	1	0	6	1	0	0	0	1	0	1	0	0	1	12
Articulated %	33.3	0.0	75.0	0.0	57.1	80.0	16.7	16.7	0.0	35.3	20.0	0.0	0.0	0.0	20.0	0.0	14.3	0.0	0.0	10.0	30.8
Buses	0	0	0	0	0	0	0	0	0	0	0	0	0	0	0	0	1	1	0	2	2
Single-Unit Trucks	2	0	1	0	3	1	5	5	0	11	4	0	0	0	4	0	5	2	0	7	25
Articulated Trucks	1	0	3	0	4	4	1	1	0	6	1	0	0	0	1	0	1	0	0	1	12
<b>Total Entering Leg</b>	<b>3</b>	<b>0</b>	<b>4</b>	<b>0</b>	<b>7</b>	<b>5</b>	<b>6</b>	<b>6</b>	<b>0</b>	<b>17</b>	<b>5</b>	<b>0</b>	<b>0</b>	<b>0</b>	<b>5</b>	<b>0</b>	<b>7</b>	<b>3</b>	<b>0</b>	<b>10</b>	<b>39</b>
Buses	1					1					0					0					2
Single-Unit Trucks	3					10					5					7					25
Articulated Trucks	4					5					1					2					12
<b>Total Exiting Leg</b>	<b>8</b>					<b>16</b>					<b>6</b>					<b>9</b>					<b>39</b>

PDI File #: **186391 B**  
 Location: **N: Maguire Road S: Composting Facility**  
 Location: **E: Hartwell Avenue W: Hartwell Avenue**  
 City, State: **Lexington, MA**  
 Client: **Vanasse & Associates/ S. Kelly**  
 Site Code: **TBA**  
 Count Date: **Wednesday, August 01, 2018**  
 Start Time: **7:00 AM**  
 End Time: **9:00 AM**  
 Class:



46 Morton Street, Framingham, MA 01702  
 Office: 508-875-0100 Fax: 508-875-0118  
 Email: datarequests@pdillc.com

**Cars**


	Maguire Road					Hartwell Avenue					Composting Facility					Hartwell Avenue					Total
	from North					from East					from South					from West					
	Right	Thru	Left	U-Turn	Total	Right	Thru	Left	U-Turn	Total	Right	Thru	Left	U-Turn	Total	Right	Thru	Left	U-Turn	Total	
7:00 AM	105	0	11	0	116	5	127	1	0	133	0	0	0	0	0	1	27	14	0	42	291
7:15 AM	126	0	3	0	129	9	145	2	0	156	0	0	0	0	0	1	13	15	0	29	314
7:30 AM	128	1	7	0	136	10	131	4	0	145	0	0	0	0	0	4	43	13	0	60	341
7:45 AM	135	0	4	0	139	17	151	4	0	172	1	0	0	0	1	0	38	14	0	52	364
<b>Total</b>	<b>494</b>	<b>1</b>	<b>25</b>	<b>0</b>	<b>520</b>	<b>41</b>	<b>554</b>	<b>11</b>	<b>0</b>	<b>606</b>	<b>1</b>	<b>0</b>	<b>0</b>	<b>0</b>	<b>1</b>	<b>6</b>	<b>121</b>	<b>56</b>	<b>0</b>	<b>183</b>	<b>1310</b>
8:00 AM	113	0	9	0	122	15	173	0	0	188	1	0	0	0	1	0	47	26	0	73	384
8:15 AM	100	0	14	0	114	27	129	1	0	157	0	1	0	0	1	1	41	23	0	65	337
8:30 AM	96	0	12	0	108	21	128	1	0	150	1	0	0	0	1	1	44	24	0	69	328
8:45 AM	98	0	16	0	114	33	174	0	0	207	0	0	1	0	1	0	41	17	0	58	380
<b>Total</b>	<b>407</b>	<b>0</b>	<b>51</b>	<b>0</b>	<b>458</b>	<b>96</b>	<b>604</b>	<b>2</b>	<b>0</b>	<b>702</b>	<b>2</b>	<b>1</b>	<b>1</b>	<b>0</b>	<b>4</b>	<b>2</b>	<b>173</b>	<b>90</b>	<b>0</b>	<b>265</b>	<b>1429</b>
Grand Total	901	1	76	0	978	137	1158	13	0	1308	3	1	1	0	5	8	294	146	0	448	2739
Approach %	92.1	0.1	7.8	0.0		10.5	88.5	1.0	0.0		60.0	20.0	20.0	0.0		1.8	65.6	32.6	0.0		
Total %	32.9	0.0	2.8	0.0	35.7	5.0	42.3	0.5	0.0	47.8	0.1	0.0	0.0	0.0	0.2	0.3	10.7	5.3	0.0	16.4	
Exiting Leg Total	284					373					22					2060					2739

Peak Hour Analysis from 07:00 AM to 09:00 AM begins at:

	Maguire Road					Hartwell Avenue					Composting Facility					Hartwell Avenue					Total
	from North					from East					from South					from West					
	Right	Thru	Left	U-Turn	Total	Right	Thru	Left	U-Turn	Total	Right	Thru	Left	U-Turn	Total	Right	Thru	Left	U-Turn	Total	
8:00 AM	113	0	9	0	122	15	173	0	0	188	1	0	0	0	1	0	47	26	0	73	384
8:15 AM	100	0	14	0	114	27	129	1	0	157	0	1	0	0	1	1	41	23	0	65	337
8:30 AM	96	0	12	0	108	21	128	1	0	150	1	0	0	0	1	1	44	24	0	69	328
8:45 AM	98	0	16	0	114	33	174	0	0	207	0	0	1	0	1	0	41	17	0	58	380
Total Volume	407	0	51	0	458	96	604	2	0	702	2	1	1	0	4	2	173	90	0	265	1429
% Approach Total	88.9	0.0	11.1	0.0		13.7	86.0	0.3	0.0		50.0	25.0	25.0	0.0		0.8	65.3	34.0	0.0		
PHF	0.900	0.000	0.797	0.000	0.939	0.727	0.868	0.500	0.000	0.848	0.500	0.250	0.250	0.000	1.000	0.500	0.920	0.865	0.000	0.908	0.930
Entering Leg	407	0	51	0	458	96	604	2	0	702	2	1	1	0	4	2	173	90	0	265	1429
Exiting Leg	187					226					4					1012					1429
<b>Total</b>	<b>645</b>					<b>928</b>					<b>8</b>					<b>1277</b>					<b>2858</b>



PDI File #: **186391 B**  
 Location: **N: Maguire Road S: Composting Facility**  
 Location: **E: Hartwell Avenue W: Hartwell Avenue**  
 City, State: **Lexington, MA**  
 Client: **Vanasse & Associates/ S. Kelly**  
 Site Code: **TBA**  
 Count Date: **Wednesday, August 01, 2018**  
 Start Time: **7:00 AM**  
 End Time: **9:00 AM**  
 Class:



46 Morton Street, Framingham, MA 01702  
 Office: 508-875-0100 Fax: 508-875-0118  
 Email: datarequests@pdillc.com


**Light Goods Vehicle**

	Maguire Road					Hartwell Avenue					Composting Facility					Hartwell Avenue					Total
	from North					from East					from South					from West					
	Right	Thru	Left	U-Turn	Total	Right	Thru	Left	U-Turn	Total	Right	Thru	Left	U-Turn	Total	Right	Thru	Left	U-Turn	Total	
7:00 AM	7	0	0	0	7	1	13	0	0	14	0	0	0	0	0	0	4	0	0	4	25
7:15 AM	5	0	1	0	6	0	10	2	0	12	0	0	0	0	0	0	9	0	0	9	27
7:30 AM	9	0	3	0	12	1	13	1	0	15	1	0	0	0	1	0	6	0	0	6	34
7:45 AM	1	0	2	0	3	1	14	4	0	19	2	0	0	0	2	1	5	0	0	6	30
<b>Total</b>	<b>22</b>	<b>0</b>	<b>6</b>	<b>0</b>	<b>28</b>	<b>3</b>	<b>50</b>	<b>7</b>	<b>0</b>	<b>60</b>	<b>3</b>	<b>0</b>	<b>0</b>	<b>0</b>	<b>3</b>	<b>1</b>	<b>24</b>	<b>0</b>	<b>0</b>	<b>25</b>	<b>116</b>
8:00 AM	7	0	0	0	7	1	12	0	0	13	0	0	0	0	0	1	5	3	0	9	29
8:15 AM	3	0	1	0	4	0	16	0	0	16	1	0	0	0	1	0	5	0	0	5	26
8:30 AM	0	0	2	0	2	0	6	0	0	6	3	0	0	0	3	1	3	0	0	4	15
8:45 AM	3	0	2	0	5	3	10	0	0	13	0	0	0	0	0	0	3	3	0	6	24
<b>Total</b>	<b>13</b>	<b>0</b>	<b>5</b>	<b>0</b>	<b>18</b>	<b>4</b>	<b>44</b>	<b>0</b>	<b>0</b>	<b>48</b>	<b>4</b>	<b>0</b>	<b>0</b>	<b>0</b>	<b>4</b>	<b>2</b>	<b>16</b>	<b>6</b>	<b>0</b>	<b>24</b>	<b>94</b>
<b>Grand Total</b>	<b>35</b>	<b>0</b>	<b>11</b>	<b>0</b>	<b>46</b>	<b>7</b>	<b>94</b>	<b>7</b>	<b>0</b>	<b>108</b>	<b>7</b>	<b>0</b>	<b>0</b>	<b>0</b>	<b>7</b>	<b>3</b>	<b>40</b>	<b>6</b>	<b>0</b>	<b>49</b>	<b>210</b>
Approach %	76.1	0.0	23.9	0.0		6.5	87.0	6.5	0.0		100.0	0.0	0.0	0.0		6.1	81.6	12.2	0.0		
Total %	16.7	0.0	5.2	0.0	21.9	3.3	44.8	3.3	0.0	51.4	3.3	0.0	0.0	0.0	3.3	1.4	19.0	2.9	0.0	23.3	
Exiting Leg Total	13					58					10					129					210

Peak Hour Analysis from 07:00 AM to 09:00 AM begins at:

	Maguire Road					Hartwell Avenue					Composting Facility					Hartwell Avenue					Total
	from North					from East					from South					from West					
	Right	Thru	Left	U-Turn	Total	Right	Thru	Left	U-Turn	Total	Right	Thru	Left	U-Turn	Total	Right	Thru	Left	U-Turn	Total	
7:15 AM	5	0	1	0	6	0	10	2	0	12	0	0	0	0	0	0	9	0	0	9	27
7:30 AM	9	0	3	0	12	1	13	1	0	15	1	0	0	0	1	0	6	0	0	6	34
7:45 AM	1	0	2	0	3	1	14	4	0	19	2	0	0	0	2	1	5	0	0	6	30
8:00 AM	7	0	0	0	7	1	12	0	0	13	0	0	0	0	0	1	5	3	0	9	29
<b>Total Volume</b>	<b>22</b>	<b>0</b>	<b>6</b>	<b>0</b>	<b>28</b>	<b>3</b>	<b>49</b>	<b>7</b>	<b>0</b>	<b>59</b>	<b>3</b>	<b>0</b>	<b>0</b>	<b>0</b>	<b>3</b>	<b>2</b>	<b>25</b>	<b>3</b>	<b>0</b>	<b>30</b>	<b>120</b>
% Approach Total	78.6	0.0	21.4	0.0		5.1	83.1	11.9	0.0		100.0	0.0	0.0	0.0		6.7	83.3	10.0	0.0		
PHF	0.611	0.000	0.500	0.000	0.583	0.750	0.875	0.438	0.000	0.776	0.375	0.000	0.000	0.000	0.375	0.500	0.694	0.250	0.000	0.833	0.882
Entering Leg	22	0	6	0	28	3	49	7	0	59	3	0	0	0	3	2	25	3	0	30	120
Exiting Leg	6					34					9					71					120
<b>Total</b>	<b>34</b>					<b>93</b>					<b>12</b>					<b>101</b>					<b>240</b>

PDI File #: **186391 B**  
 Location: **N: Maguire Road S: Composting Facility**  
 Location: **E: Hartwell Avenue W: Hartwell Avenue**  
 City, State: **Lexington, MA**  
 Client: **Vanasse & Associates/ S. Kelly**  
 Site Code: **TBA**  
 Count Date: **Wednesday, August 01, 2018**  
 Start Time: **7:00 AM**  
 End Time: **9:00 AM**  
 Class:



46 Morton Street, Framingham, MA 01702  
 Office: 508-875-0100 Fax: 508-875-0118  
 Email: datarequests@pdillc.com

**Buses**

	Maguire Road					Hartwell Avenue					Composting Facility					Hartwell Avenue					Total
	from North					from East					from South					from West					
	Right	Thru	Left	U-Turn	Total	Right	Thru	Left	U-Turn	Total	Right	Thru	Left	U-Turn	Total	Right	Thru	Left	U-Turn	Total	
7:00 AM	0	0	1	0	1	0	0	0	0	0	0	0	0	0	0	0	1	0	0	1	2
7:15 AM	0	0	0	0	0	0	0	0	0	0	0	0	0	0	0	0	0	0	0	0	0
7:30 AM	0	0	0	0	0	0	0	0	0	0	0	0	0	0	0	0	0	1	0	1	1
7:45 AM	0	0	0	0	0	0	0	0	0	0	0	0	0	0	0	0	1	0	0	1	1
<b>Total</b>	0	0	1	0	1	0	0	0	0	0	0	0	0	0	0	0	2	1	0	3	4
8:00 AM	0	0	0	0	0	0	0	0	0	0	0	0	0	0	0	0	0	0	0	0	0
8:15 AM	0	0	0	0	0	0	0	0	0	0	0	0	0	0	0	0	0	0	0	0	0
8:30 AM	1	0	0	0	1	0	0	0	0	0	0	0	0	0	0	0	0	0	0	0	1
8:45 AM	0	0	0	0	0	0	0	0	0	0	0	0	0	0	0	0	0	0	0	0	0
<b>Total</b>	1	0	0	0	1	0	0	0	0	0	0	0	0	0	0	0	0	0	0	0	1
<b>Grand Total</b>	1	0	1	0	2	0	0	0	0	0	0	0	0	0	0	0	2	1	0	3	5
Approach %	50.0	0.0	50.0	0.0		0.0	0.0	0.0	0.0		0.0	0.0	0.0	0.0		0.0	66.7	33.3	0.0		
Total %	20.0	0.0	20.0	0.0	40.0	0.0	0.0	0.0	0.0	0.0	0.0	0.0	0.0	0.0	0.0	0.0	40.0	20.0	0.0	60.0	
Exiting Leg Total	1					3					0					1					5

Peak Hour Analysis from 07:00 AM to 09:00 AM begins at:

	Maguire Road					Hartwell Avenue					Composting Facility					Hartwell Avenue					Total
	from North					from East					from South					from West					
	Right	Thru	Left	U-Turn	Total	Right	Thru	Left	U-Turn	Total	Right	Thru	Left	U-Turn	Total	Right	Thru	Left	U-Turn	Total	
7:00 AM	0	0	1	0	1	0	0	0	0	0	0	0	0	0	0	0	1	0	0	1	2
7:15 AM	0	0	0	0	0	0	0	0	0	0	0	0	0	0	0	0	0	0	0	0	0
7:30 AM	0	0	0	0	0	0	0	0	0	0	0	0	0	0	0	0	0	1	0	1	1
7:45 AM	0	0	0	0	0	0	0	0	0	0	0	0	0	0	0	0	1	0	0	1	1
<b>Total Volume</b>	0	0	1	0	1	0	0	0	0	0	0	0	0	0	0	0	2	1	0	3	4
<b>% Approach Total</b>	0.0	0.0	100.0	0.0		0.0	0.0	0.0	0.0		0.0	0.0	0.0	0.0		0.0	66.7	33.3	0.0		
PHF	0.000	0.000	0.250	0.000	0.250	0.000	0.000	0.000	0.000	0.000	0.000	0.000	0.000	0.000	0.000	0.000	0.500	0.250	0.000	0.750	0.500
Entering Leg	0	0	1	0	1	0	0	0	0	0	0	0	0	0	0	0	2	1	0	3	4
Exiting Leg	1					3					0					0					4
<b>Total</b>	2					3					0					3					8

PDI File #: **186391 B**  
 Location: **N: Maguire Road S: Composting Facility**  
 Location: **E: Hartwell Avenue W: Hartwell Avenue**  
 City, State: **Lexington, MA**  
 Client: **Vanasse & Associates/ S. Kelly**  
 Site Code: **TBA**  
 Count Date: **Wednesday, August 01, 2018**  
 Start Time: **7:00 AM**  
 End Time: **9:00 AM**  
 Class:



46 Morton Street, Framingham, MA 01702  
 Office: 508-875-0100 Fax: 508-875-0118  
 Email: datarequests@pdillc.com


**Single-Unit Trucks**

	Maguire Road					Hartwell Avenue					Composting Facility					Hartwell Avenue					Total
	from North					from East					from South					from West					
	Right	Thru	Left	U-Turn	Total	Right	Thru	Left	U-Turn	Total	Right	Thru	Left	U-Turn	Total	Right	Thru	Left	U-Turn	Total	
7:00 AM	0	0	3	0	3	0	0	0	0	0	0	0	0	0	0	0	1	0	0	1	4
7:15 AM	0	0	0	0	0	0	0	0	0	0	0	0	0	0	0	0	0	0	0	0	0
7:30 AM	0	0	0	0	0	0	1	1	0	2	0	0	0	0	0	0	1	2	0	3	5
7:45 AM	0	0	0	0	0	0	2	1	0	3	1	0	0	0	1	0	3	0	0	3	7
<b>Total</b>	0	0	3	0	3	0	3	2	0	5	1	0	0	0	1	0	5	2	0	7	16
8:00 AM	1	0	1	0	2	1	1	2	0	4	2	0	0	0	2	0	0	0	0	0	8
8:15 AM	1	0	0	0	1	0	1	1	0	2	1	0	0	0	1	0	1	0	0	1	5
8:30 AM	0	0	0	0	0	1	0	0	0	1	1	0	0	0	1	1	2	0	0	3	5
8:45 AM	0	0	1	0	1	1	4	2	0	7	0	0	1	0	1	0	2	0	0	2	11
<b>Total</b>	2	0	2	0	4	3	6	5	0	14	4	0	1	0	5	1	5	0	0	6	29
<b>Grand Total</b>	2	0	5	0	7	3	9	7	0	19	5	0	1	0	6	1	10	2	0	13	45
Approach %	28.6	0.0	71.4	0.0		15.8	47.4	36.8	0.0		83.3	0.0	16.7	0.0		7.7	76.9	15.4	0.0		
Total %	4.4	0.0	11.1	0.0	15.6	6.7	20.0	15.6	0.0	42.2	11.1	0.0	2.2	0.0	13.3	2.2	22.2	4.4	0.0	28.9	
Exiting Leg Total	5					20					8					12					45

Peak Hour Analysis from 07:00 AM to 09:00 AM begins at:

	Maguire Road					Hartwell Avenue					Composting Facility					Hartwell Avenue					Total
	from North					from East					from South					from West					
	Right	Thru	Left	U-Turn	Total	Right	Thru	Left	U-Turn	Total	Right	Thru	Left	U-Turn	Total	Right	Thru	Left	U-Turn	Total	
8:00 AM	1	0	1	0	2	1	1	2	0	4	2	0	0	0	2	0	0	0	0	0	8
8:15 AM	1	0	0	0	1	0	1	1	0	2	1	0	0	0	1	0	1	0	0	1	5
8:30 AM	0	0	0	0	0	1	0	0	0	1	1	0	0	0	1	1	2	0	0	3	5
8:45 AM	0	0	1	0	1	1	4	2	0	7	0	0	1	0	1	0	2	0	0	2	11
<b>Total Volume</b>	2	0	2	0	4	3	6	5	0	14	4	0	1	0	5	1	5	0	0	6	29
<b>% Approach Total</b>	50.0	0.0	50.0	0.0		21.4	42.9	35.7	0.0		80.0	0.0	20.0	0.0		16.7	83.3	0.0	0.0		
PHF	0.500	0.000	0.500	0.000	0.500	0.750	0.375	0.625	0.000	0.500	0.500	0.000	0.250	0.000	0.625	0.250	0.625	0.000	0.000	0.500	0.659
Entering Leg	2	0	2	0	4	3	6	5	0	14	4	0	1	0	5	1	5	0	0	6	29
Exiting Leg	3					11					6					9					29
<b>Total</b>	7					25					11					15					58

PDI File #: **186391 B**  
 Location: **N: Maguire Road S: Composting Facility**  
 Location: **E: Hartwell Avenue W: Hartwell Avenue**  
 City, State: **Lexington, MA**  
 Client: **Vanasse & Associates/ S. Kelly**  
 Site Code: **TBA**  
 Count Date: **Wednesday, August 01, 2018**  
 Start Time: **7:00 AM**  
 End Time: **9:00 AM**  
 Class:



46 Morton Street, Framingham, MA 01702  
 Office: 508-875-0100 Fax: 508-875-0118  
 Email: datarequests@pdillc.com

**Articulated Trucks**

	Maguire Road					Hartwell Avenue					Composting Facility					Hartwell Avenue					Total
	from North					from East					from South					from West					
	Right	Thru	Left	U-Turn	Total	Right	Thru	Left	U-Turn	Total	Right	Thru	Left	U-Turn	Total	Right	Thru	Left	U-Turn	Total	
7:00 AM	0	0	0	0	0	1	0	0	0	1	0	0	0	0	0	0	0	0	0	0	1
7:15 AM	0	0	0	0	0	0	0	0	0	0	0	0	0	0	0	0	0	0	0	0	0
7:30 AM	1	0	2	0	3	1	1	1	0	3	0	0	0	0	0	0	0	0	0	0	6
7:45 AM	0	0	1	0	1	1	0	0	0	1	0	0	0	0	0	0	0	0	0	0	2
<b>Total</b>	<b>1</b>	<b>0</b>	<b>3</b>	<b>0</b>	<b>4</b>	<b>3</b>	<b>1</b>	<b>1</b>	<b>0</b>	<b>5</b>	<b>0</b>	<b>0</b>	<b>0</b>	<b>0</b>	<b>0</b>	<b>0</b>	<b>0</b>	<b>0</b>	<b>0</b>	<b>0</b>	<b>9</b>
8:00 AM	0	0	0	0	0	2	0	0	0	2	1	0	0	0	1	0	0	0	0	0	3
8:15 AM	0	0	0	0	0	0	0	0	0	0	0	0	0	0	0	0	1	0	0	1	1
8:30 AM	0	0	0	0	0	0	0	0	0	0	0	0	0	0	0	0	0	0	0	0	0
8:45 AM	0	0	1	0	1	3	0	1	0	4	0	0	0	0	0	0	0	0	0	0	5
<b>Total</b>	<b>0</b>	<b>0</b>	<b>1</b>	<b>0</b>	<b>1</b>	<b>5</b>	<b>0</b>	<b>1</b>	<b>0</b>	<b>6</b>	<b>1</b>	<b>0</b>	<b>0</b>	<b>0</b>	<b>1</b>	<b>0</b>	<b>1</b>	<b>0</b>	<b>0</b>	<b>1</b>	<b>9</b>
Grand Total	1	0	4	0	5	8	1	2	0	11	1	0	0	0	1	0	1	0	0	1	18
Approach %	20.0	0.0	80.0	0.0		72.7	9.1	18.2	0.0		100.0	0.0	0.0	0.0		0.0	100.0	0.0	0.0		
Total %	5.6	0.0	22.2	0.0	27.8	44.4	5.6	11.1	0.0	61.1	5.6	0.0	0.0	0.0	5.6	0.0	5.6	0.0	0.0	5.6	
Exiting Leg Total						8					6					2					18

Peak Hour Analysis from 07:00 AM to 09:00 AM begins at:

	Maguire Road					Hartwell Avenue					Composting Facility					Hartwell Avenue					Total
	from North					from East					from South					from West					
	Right	Thru	Left	U-Turn	Total	Right	Thru	Left	U-Turn	Total	Right	Thru	Left	U-Turn	Total	Right	Thru	Left	U-Turn	Total	
7:30 AM	1	0	2	0	3	1	1	1	0	3	0	0	0	0	0	0	0	0	0	0	6
7:45 AM	0	0	1	0	1	1	0	0	0	1	0	0	0	0	0	0	0	0	0	0	2
8:00 AM	0	0	0	0	0	2	0	0	0	2	1	0	0	0	1	0	0	0	0	0	3
8:15 AM	0	0	0	0	0	0	0	0	0	0	0	0	0	0	0	0	1	0	0	1	1
Total Volume	1	0	3	0	4	4	1	1	0	6	1	0	0	0	1	0	1	0	0	1	12
% Approach Total	25.0	0.0	75.0	0.0		66.7	16.7	16.7	0.0		100.0	0.0	0.0	0.0		0.0	100.0	0.0	0.0		
PHF	0.250	0.000	0.375	0.000	0.333	0.500	0.250	0.250	0.000	0.500	0.250	0.000	0.000	0.000	0.250	0.000	0.250	0.000	0.000	0.250	0.500
Entering Leg	1	0	3	0	4	4	1	1	0	6	1	0	0	0	1	0	1	0	0	1	12
Exiting Leg						4					5					1					12
Total						8					11					2					24

PDI File #: **186391 B**  
 Location: **N: Maguire Road S: Composting Facility**  
 Location: **E: Hartwell Avenue W: Hartwell Avenue**  
 City, State: **Lexington, MA**  
 Client: **Vanasse & Associates/ S. Kelly**  
 Site Code: **TBA**  
 Count Date: **Wednesday, August 01, 2018**  
 Start Time: **7:00 AM**  
 End Time: **9:00 AM**  
 Class:



46 Morton Street, Framingham, MA 01702  
 Office: 508-875-0100 Fax: 508-875-0118  
 Email: datarequests@pdillc.com

**Bicycles (on Roadway and Crosswalks)**

	Maguire Road							Hartwell Avenue							Composting Facility							Hartwell Avenue							Total
	from North							from East							from South							from West							
	Right	Thru	Left	U-Turn	CW-EB	CW-WB	Total	Right	Thru	Left	U-Turn	CW-SB	CW-NB	Total	Right	Thru	Left	U-Turn	CW-WB	CW-EB	Total	Right	Thru	Left	U-Turn	CW-NB	CW-SB	Total	
7:00 AM	0	0	0	0	0	0	0	5	0	0	0	0	5	0	0	0	0	0	0	0	0	1	0	0	0	0	1	6	
7:15 AM	0	0	0	0	0	0	0	3	0	0	0	0	3	0	0	0	0	0	0	0	0	1	0	0	0	0	1	4	
7:30 AM	0	0	0	0	0	0	0	2	0	0	0	0	2	0	0	0	0	0	0	0	0	0	0	0	0	0	0	2	
7:45 AM	0	0	0	0	0	0	0	0	0	0	0	0	0	0	0	0	0	0	0	0	0	0	0	0	0	0	0	0	
Total	0	0	0	0	0	0	0	10	0	0	0	0	10	0	0	0	0	0	0	0	0	2	0	0	0	0	2	12	
8:00 AM	0	0	0	0	0	0	0	1	0	0	0	0	1	0	0	0	0	0	0	0	0	0	1	0	0	0	1	2	
8:15 AM	0	0	0	0	0	0	1	7	0	0	0	0	8	0	0	0	0	0	0	0	0	0	0	0	0	0	0	8	
8:30 AM	0	0	0	0	0	0	1	5	0	0	0	0	6	0	0	0	0	0	0	0	0	0	0	0	0	0	0	6	
8:45 AM	0	0	0	0	0	0	0	6	0	0	0	0	6	0	0	0	0	0	0	0	0	0	0	0	0	0	0	6	
Total	0	0	0	0	0	0	2	19	0	0	0	0	21	0	0	0	0	0	0	0	0	0	1	0	0	0	1	22	
Grand Total	0	0	0	0	0	0	2	29	0	0	0	0	31	0	0	0	0	0	0	0	0	2	1	0	0	0	3	34	
Approach %	0.0	0.0	0.0	0.0	0.0	0.0	6.5	93.5	0.0	0.0	0.0	0.0	0.0	0.0	0.0	0.0	0.0	0.0	0.0	66.7	33.3	0.0	0.0	0.0	0.0				
Total %	0.0	0.0	0.0	0.0	0.0	0.0	5.9	85.3	0.0	0.0	0.0	0.0	91.2	0.0	0.0	0.0	0.0	0.0	0.0	0.0	0.0	5.9	2.9	0.0	0.0	0.0	8.8		
Exiting Leg Total	3							2							0							29	34						

**Peak Hour Analysis from 07:00 AM to 09:00 AM begins at:**

	Maguire Road							Hartwell Avenue							Composting Facility							Hartwell Avenue							Total
	from North							from East							from South							from West							
	Right	Thru	Left	U-Turn	CW-EB	CW-WB	Total	Right	Thru	Left	U-Turn	CW-SB	CW-NB	Total	Right	Thru	Left	U-Turn	CW-WB	CW-EB	Total	Right	Thru	Left	U-Turn	CW-NB	CW-SB	Total	
8:00 AM	0	0	0	0	0	0	0	1	0	0	0	0	1	0	0	0	0	0	0	0	0	0	1	0	0	0	1	2	
8:15 AM	0	0	0	0	0	0	1	7	0	0	0	0	8	0	0	0	0	0	0	0	0	0	0	0	0	0	0	8	
8:30 AM	0	0	0	0	0	0	1	5	0	0	0	0	6	0	0	0	0	0	0	0	0	0	0	0	0	0	0	6	
8:45 AM	0	0	0	0	0	0	0	6	0	0	0	0	6	0	0	0	0	0	0	0	0	0	0	0	0	0	0	6	
Total Volume	0	0	0	0	0	0	2	19	0	0	0	0	21	0	0	0	0	0	0	0	0	0	1	0	0	0	1	22	
% Approach Total	0.0	0.0	0.0	0.0	0.0	0.0	9.5	90.5	0.0	0.0	0.0	0.0	0.0	0.0	0.0	0.0	0.0	0.0	0.0	0.0	100.0	0.0	0.0	0.0	0.0				
PHF	0.000	0.000	0.000	0.000	0.000	0.000	0.500	0.679	0.000	0.000	0.000	0.656	0.000	0.000	0.000	0.000	0.000	0.000	0.000	0.000	0.250	0.000	0.000	0.250	0.688				
Entering Leg	0							2							0							0	22						
Exiting Leg	3							0							0							19	22						
Total	3							21							0							20	44						

PDI File #: **186391 B**  
 Location: **N: Maguire Road S: Composting Facility**  
 Location: **E: Hartwell Avenue W: Hartwell Avenue**  
 City, State: **Lexington, MA**  
 Client: **Vanasse & Associates/ S. Kelly**  
 Site Code: **TBA**  
 Count Date: **Wednesday, August 01, 2018**  
 Start Time: **7:00 AM**  
 End Time: **9:00 AM**  
 Class:



46 Morton Street, Framingham, MA 01702  
 Office: 508-875-0100 Fax: 508-875-0118  
 Email: datarequests@pdillc.com

**Pedestrians**

	Maguire Road							Hartwell Avenue							Composting Facility							Hartwell Avenue							Total
	from North							from East							from South							from West							
	Right	Thru	Left	U-Turn	CW-EB	CW-WB	Total	Right	Thru	Left	U-Turn	CW-SB	CW-NB	Total	Right	Thru	Left	U-Turn	CW-WB	CW-EB	Total	Right	Thru	Left	U-Turn	CW-NB	CW-SB	Total	
7:00 AM	0	0	0	0	0	0	0	0	0	0	0	0	0	0	0	0	0	0	0	0	0	0	0	0	0	0	0	0	
7:15 AM	0	0	0	0	0	0	0	0	0	0	0	0	0	0	0	0	0	0	0	0	0	0	0	0	0	0	0	0	
7:30 AM	0	0	0	0	0	0	0	0	0	0	0	0	0	0	0	0	0	0	0	0	0	0	0	0	0	0	0	0	
7:45 AM	0	0	0	0	0	0	0	0	0	0	0	0	0	0	0	0	0	0	0	0	0	0	0	0	0	0	0	0	
Total	0	0	0	0	0	0	0	0	0	0	0	0	0	0	0	0	0	0	0	0	0	0	0	0	0	0	0	0	
8:00 AM	0	0	0	0	0	0	0	0	0	0	0	0	0	0	0	0	0	0	0	0	0	0	0	0	0	0	0	0	
8:15 AM	0	0	0	0	0	0	0	0	0	0	0	0	0	0	0	0	0	0	0	0	0	0	0	0	0	0	0	0	
8:30 AM	0	0	0	0	0	0	0	0	0	0	0	0	0	0	0	0	0	0	0	0	0	0	0	0	0	0	0	0	
8:45 AM	0	0	0	0	0	0	0	0	0	0	0	0	0	0	0	0	0	0	0	0	0	0	0	0	0	0	0	0	
Total	0	0	0	0	0	0	0	0	0	0	0	0	0	0	0	0	0	0	0	0	0	0	0	0	0	0	0	0	
Grand Total	0	0	0	0	0	0	0	0	0	0	0	0	0	0	0	0	0	0	0	0	0	0	0	0	0	0	0	0	
Approach %	0	0	0	0	0	0	0	0	0	0	0	0	0	0	0	0	0	0	0	0	0	0	0	0	0	0	0	0	
Total %	0	0	0	0	0	0	0	0	0	0	0	0	0	0	0	0	0	0	0	0	0	0	0	0	0	0	0	0	
Exiting Leg Total	0							0							0							0							0

Peak Hour Analysis from 07:00 AM to 09:00 AM begins at:

7:00 AM	Maguire Road							Hartwell Avenue							Composting Facility							Hartwell Avenue							Total
	from North							from East							from South							from West							
	Right	Thru	Left	U-Turn	CW-EB	CW-WB	Total	Right	Thru	Left	U-Turn	CW-SB	CW-NB	Total	Right	Thru	Left	U-Turn	CW-WB	CW-EB	Total	Right	Thru	Left	U-Turn	CW-NB	CW-SB	Total	
7:00 AM	0	0	0	0	0	0	0	0	0	0	0	0	0	0	0	0	0	0	0	0	0	0	0	0	0	0	0	0	
7:15 AM	0	0	0	0	0	0	0	0	0	0	0	0	0	0	0	0	0	0	0	0	0	0	0	0	0	0	0	0	
7:30 AM	0	0	0	0	0	0	0	0	0	0	0	0	0	0	0	0	0	0	0	0	0	0	0	0	0	0	0	0	
7:45 AM	0	0	0	0	0	0	0	0	0	0	0	0	0	0	0	0	0	0	0	0	0	0	0	0	0	0	0	0	
Total Volume	0	0	0	0	0	0	0	0	0	0	0	0	0	0	0	0	0	0	0	0	0	0	0	0	0	0	0	0	
% Approach Total	0.0	0.0	0.0	0.0	0.0	0.0	0.0	0.0	0.0	0.0	0.0	0.0	0.0	0.0	0.0	0.0	0.0	0.0	0.0	0.0	0.0	0.0	0.0	0.0	0.0	0.0	0.0	0.0	
PHF	0.000	0.000	0.000	0.000	0.000	0.000	0.000	0.000	0.000	0.000	0.000	0.000	0.000	0.000	0.000	0.000	0.000	0.000	0.000	0.000	0.000	0.000	0.000	0.000	0.000	0.000	0.000	0.000	
Entering Leg	0	0	0	0	0	0	0	0	0	0	0	0	0	0	0	0	0	0	0	0	0	0	0	0	0	0	0	0	
Exiting Leg	0							0							0							0							0
Total	0							0							0							0							0

PDI File #: **186391 B**  
 Location: **N: Maguire Road S: Composting Facility**  
 Location: **E: Hartwell Avenue W: Hartwell Avenue**  
 City, State: **Lexington, MA**  
 Client: **Vanasse & Associates/ S. Kelly**  
 Site Code: **7993**  
 Count Date: **Wednesday, August 01, 2018**  
 Start Time: **4:00 PM**  
 End Time: **6:00 PM**  
 Class:



46 Morton Street, Framingham, MA 01702  
 Office: 508-875-0100 Fax: 508-875-0118  
 Email: datarequests@pdillc.com

**Cars and Heavy Vehicles (Combined)**

	Maguire Road					Hartwell Avenue					Composting Facility					Hartwell Avenue					Total
	from North					from East					from South					from West					
	Right	Thru	Left	U-Turn	Total	Right	Thru	Left	U-Turn	Total	Right	Thru	Left	U-Turn	Total	Right	Thru	Left	U-Turn	Total	
4:00 PM	10	0	27	0	37	38	48	0	0	86	0	0	0	0	0	0	176	162	0	338	461
4:15 PM	25	0	23	0	48	46	55	0	0	101	0	0	0	0	0	0	200	155	0	355	504
4:30 PM	36	0	30	0	66	44	54	0	1	99	0	0	0	0	0	0	173	154	0	327	492
4:45 PM	29	0	29	0	58	47	47	0	0	94	0	0	0	0	0	0	171	150	0	321	473
<b>Total</b>	100	0	109	0	209	175	204	0	1	380	0	0	0	0	0	0	720	621	0	1341	1930
5:00 PM	45	0	50	0	95	53	55	0	0	108	0	0	1	0	1	1	166	140	0	307	511
5:15 PM	40	0	51	0	91	53	62	0	0	115	0	0	0	0	0	0	157	114	0	271	477
5:30 PM	33	0	30	0	63	49	57	0	0	106	0	0	0	0	0	0	142	117	0	259	428
5:45 PM	24	0	39	0	63	55	44	0	0	99	0	0	0	0	0	0	120	111	0	231	393
<b>Total</b>	142	0	170	0	312	210	218	0	0	428	0	0	1	0	1	1	585	482	0	1068	1809
Grand Total	242	0	279	0	521	385	422	0	1	808	0	0	1	0	1	1	1305	1103	0	2409	3739
Approach %	46.4	0.0	53.6	0.0		47.6	52.2	0.0	0.1		0.0	0.0	100.0	0.0		0.0	54.2	45.8	0.0		
Total %	6.5	0.0	7.5	0.0	13.9	10.3	11.3	0.0	0.0	21.6	0.0	0.0	0.0	0.0	0.0	0.0	34.9	29.5	0.0	64.4	
Exiting Leg Total	1488					1585					1					665					3739
Cars	237	0	271	0	508	383	416	0	1	800	0	0	1	0	1	1	1301	1091	0	2393	3702
% Cars	97.9	0.0	97.1	0.0	97.5	99.5	98.6	0.0	100.0	99.0	0.0	0.0	100.0	0.0	100.0	100.0	99.7	98.9	0.0	99.3	99.0
Exiting Leg Total	1474					1573					1					654					3702
Heavy Vehicles	5	0	8	0	13	2	6	0	0	8	0	0	0	0	0	0	4	12	0	16	37
% Heavy Vehicles	2.1	0.0	2.9	0.0	2.5	0.5	1.4	0.0	0.0	1.0	0.0	0.0	0.0	0.0	0.0	0.0	0.3	1.1	0.0	0.7	1.0
Exiting Leg Total	14					12					0					11					37

Peak Hour Analysis from 04:00 PM to 06:00 PM begins at:

	Maguire Road					Hartwell Avenue					Composting Facility					Hartwell Avenue					Total
	from North					from East					from South					from West					
	Right	Thru	Left	U-Turn	Total	Right	Thru	Left	U-Turn	Total	Right	Thru	Left	U-Turn	Total	Right	Thru	Left	U-Turn	Total	
4:15 PM	25	0	23	0	48	46	55	0	0	101	0	0	0	0	0	0	200	155	0	355	504
4:30 PM	36	0	30	0	66	44	54	0	1	99	0	0	0	0	0	0	173	154	0	327	492
4:45 PM	29	0	29	0	58	47	47	0	0	94	0	0	0	0	0	0	171	150	0	321	473
5:00 PM	45	0	50	0	95	53	55	0	0	108	0	0	1	0	1	1	166	140	0	307	511
Total Volume	135	0	132	0	267	190	211	0	1	402	0	0	1	0	1	1	710	599	0	1310	1980
% Approach Total	50.6	0.0	49.4	0.0		47.3	52.5	0.0	0.2		0.0	0.0	100.0	0.0		0.1	54.2	45.7	0.0		
PHF	0.750	0.000	0.660	0.000	0.703	0.896	0.959	0.000	0.250	0.931	0.000	0.000	0.250	0.000	0.250	0.250	0.888	0.966	0.000	0.923	0.969
Cars	133	0	130	0	263	189	206	0	1	396	0	0	1	0	1	1	708	592	0	1301	1961
Cars %	98.5	0.0	98.5	0.0	98.5	99.5	97.6	0.0	100.0	98.5	0.0	0.0	100.0	0.0	100.0	100.0	99.7	98.8	0.0	99.3	99.0
Heavy Vehicles	2	0	2	0	4	1	5	0	0	6	0	0	0	0	0	0	2	7	0	9	19
Heavy Vehicles %	1.5	0.0	1.5	0.0	1.5	0.5	2.4	0.0	0.0	1.5	0.0	0.0	0.0	0.0	0.0	0.0	0.3	1.2	0.0	0.7	1.0
Cars Enter Leg	133	0	130	0	263	189	206	0	1	396	0	0	1	0	1	1	708	592	0	1301	1961
Heavy Enter Leg	2	0	2	0	4	1	5	0	0	6	0	0	0	0	0	0	2	7	0	9	19
Total Entering Leg	135	0	132	0	267	190	211	0	1	402	0	0	1	0	1	1	710	599	0	1310	1980
Cars Exiting Leg	781					839					1					340					1961
Heavy Exiting Leg	8					4					0					7					19
Total Exiting Leg	789					843					1					347					1980

PDI File #: **186391 B**  
 Location: **N: Maguire Road S: Composting Facility**  
 Location: **E: Hartwell Avenue W: Hartwell Avenue**  
 City, State: **Lexington, MA**  
 Client: **Vanasse & Associates/ S. Kelly**  
 Site Code: **7993**  
 Count Date: **Wednesday, August 01, 2018**  
 Start Time: **4:00 PM**  
 End Time: **6:00 PM**  
 Class:



46 Morton Street, Framingham, MA 01702  
 Office: 508-875-0100 Fax: 508-875-0118  
 Email: datarequests@pdillc.com

**Cars-Combined (Motorcycles, Cars, Light Goods)**


	Maguire Road					Hartwell Avenue					Composting Facility					Hartwell Avenue					Total					
	from North					from East					from South					from West										
	Right	Thru	Left	U-Turn	Total	Right	Thru	Left	U-Turn	Total	Right	Thru	Left	U-Turn	Total	Right	Thru	Left	U-Turn	Total						
4:00 PM	10	0	26	0	36	38	48	0	0	86	0	0	0	0	0	0	176	161	0	337	459					
4:15 PM	24	0	21	0	45	46	55	0	0	101	0	0	0	0	0	0	199	152	0	351	497					
4:30 PM	36	0	30	0	66	43	51	0	1	95	0	0	0	0	0	0	173	152	0	325	486					
4:45 PM	29	0	29	0	58	47	46	0	0	93	0	0	0	0	0	0	170	150	0	320	471					
<b>Total</b>	<b>99</b>	<b>0</b>	<b>106</b>	<b>0</b>	<b>205</b>	<b>174</b>	<b>200</b>	<b>0</b>	<b>1</b>	<b>375</b>	<b>0</b>	<b>0</b>	<b>0</b>	<b>0</b>	<b>0</b>	<b>0</b>	<b>718</b>	<b>615</b>	<b>0</b>	<b>1333</b>	<b>1913</b>					
5:00 PM	44	0	50	0	94	53	54	0	0	107	0	0	1	0	1	1	166	138	0	305	507					
5:15 PM	39	0	51	0	90	53	62	0	0	115	0	0	0	0	0	0	157	112	0	269	474					
5:30 PM	31	0	25	0	56	49	57	0	0	106	0	0	0	0	0	0	142	116	0	258	420					
5:45 PM	24	0	39	0	63	54	43	0	0	97	0	0	0	0	0	0	118	110	0	228	388					
<b>Total</b>	<b>138</b>	<b>0</b>	<b>165</b>	<b>0</b>	<b>303</b>	<b>209</b>	<b>216</b>	<b>0</b>	<b>0</b>	<b>425</b>	<b>0</b>	<b>0</b>	<b>1</b>	<b>0</b>	<b>1</b>	<b>1</b>	<b>583</b>	<b>476</b>	<b>0</b>	<b>1060</b>	<b>1789</b>					
Grand Total	237	0	271	0	508	383	416	0	1	800	0	0	1	0	1	1	1301	1091	0	2393	3702					
Approach %	46.7	0.0	53.3	0.0		47.9	52.0	0.0	0.1		0.0	0.0	100.0	0.0			0.0	54.4	45.6	0.0						
Total %	6.4	0.0	7.3	0.0	13.7	10.3	11.2	0.0	0.0	21.6	0.0	0.0	0.0	0.0	0.0	0.0	0.0	35.1	29.5	0.0	64.6					
Exiting Leg Total						1474					1573					1					654					3702

Peak Hour Analysis from 04:00 PM to 06:00 PM begins at:

	Maguire Road					Hartwell Avenue					Composting Facility					Hartwell Avenue					Total					
	from North					from East					from South					from West										
	Right	Thru	Left	U-Turn	Total	Right	Thru	Left	U-Turn	Total	Right	Thru	Left	U-Turn	Total	Right	Thru	Left	U-Turn	Total						
4:15 PM	24	0	21	0	45	46	55	0	0	101	0	0	0	0	0	0	199	152	0	351	497					
4:30 PM	36	0	30	0	66	43	51	0	1	95	0	0	0	0	0	0	173	152	0	325	486					
4:45 PM	29	0	29	0	58	47	46	0	0	93	0	0	0	0	0	0	170	150	0	320	471					
5:00 PM	44	0	50	0	94	53	54	0	0	107	0	0	1	0	1	1	166	138	0	305	507					
Total Volume	133	0	130	0	263	189	206	0	1	396	0	0	1	0	1	1	708	592	0	1301	1961					
% Approach Total	50.6	0.0	49.4	0.0		47.7	52.0	0.0	0.3		0.0	0.0	100.0	0.0			0.1	54.4	45.5	0.0						
PHF	0.756	0.000	0.650	0.000	0.699	0.892	0.936	0.000	0.250	0.925	0.000	0.000	0.250	0.000	0.250	0.250	0.889	0.974	0.000	0.927	0.967					
Entering Leg	133	0	130	0	263	189	206	0	1	396	0	0	1	0	1	1	708	592	0	1301	1961					
Exiting Leg						781					839					1					340					1961
<b>Total</b>						<b>1044</b>					<b>1235</b>					<b>2</b>					<b>1641</b>					<b>3922</b>



PDI File #: **186391 B**  
 Location: **N: Maguire Road S: Composting Facility**  
 Location: **E: Hartwell Avenue W: Hartwell Avenue**  
 City, State: **Lexington, MA**  
 Client: **Vanasse & Associates/ S. Kelly**  
 Site Code: **7993**  
 Count Date: **Wednesday, August 01, 2018**  
 Start Time: **4:00 PM**  
 End Time: **6:00 PM**  
 Class:



46 Morton Street, Framingham, MA 01702  
 Office: 508-875-0100 Fax: 508-875-0118  
 Email: datarequests@pdillc.com

**Heavy Vehicles-Combined (Buses, Single-Unit Trucks, Articulated Trucks)**

	Maguire Road					Hartwell Avenue					Composting Facility					Hartwell Avenue					Total
	from North					from East					from South					from West					
	Right	Thru	Left	U-Turn	Total	Right	Thru	Left	U-Turn	Total	Right	Thru	Left	U-Turn	Total	Right	Thru	Left	U-Turn	Total	
4:00 PM	0	0	1	0	1	0	0	0	0	0	0	0	0	0	0	0	0	1	0	1	2
4:15 PM	1	0	2	0	3	0	0	0	0	0	0	0	0	0	0	0	1	3	0	4	7
4:30 PM	0	0	0	0	0	1	3	0	0	4	0	0	0	0	0	0	0	2	0	2	6
4:45 PM	0	0	0	0	0	0	1	0	0	1	0	0	0	0	0	0	1	0	0	1	2
<b>Total</b>	<b>1</b>	<b>0</b>	<b>3</b>	<b>0</b>	<b>4</b>	<b>1</b>	<b>4</b>	<b>0</b>	<b>0</b>	<b>5</b>	<b>0</b>	<b>0</b>	<b>0</b>	<b>0</b>	<b>0</b>	<b>0</b>	<b>2</b>	<b>6</b>	<b>0</b>	<b>8</b>	<b>17</b>
5:00 PM	1	0	0	0	1	0	1	0	0	1	0	0	0	0	0	0	0	2	0	2	4
5:15 PM	1	0	0	0	1	0	0	0	0	0	0	0	0	0	0	0	0	2	0	2	3
5:30 PM	2	0	5	0	7	0	0	0	0	0	0	0	0	0	0	0	0	1	0	1	8
5:45 PM	0	0	0	0	0	1	1	0	0	2	0	0	0	0	0	0	2	1	0	3	5
<b>Total</b>	<b>4</b>	<b>0</b>	<b>5</b>	<b>0</b>	<b>9</b>	<b>1</b>	<b>2</b>	<b>0</b>	<b>0</b>	<b>3</b>	<b>0</b>	<b>0</b>	<b>0</b>	<b>0</b>	<b>0</b>	<b>0</b>	<b>2</b>	<b>6</b>	<b>0</b>	<b>8</b>	<b>20</b>
Grand Total	5	0	8	0	13	2	6	0	0	8	0	0	0	0	0	0	4	12	0	16	37
Approach %	38.5	0.0	61.5	0.0		25.0	75.0	0.0	0.0		0.0	0.0	0.0	0.0		0.0	25.0	75.0	0.0		
Total %	13.5	0.0	21.6	0.0	35.1	5.4	16.2	0.0	0.0	21.6	0.0	0.0	0.0	0.0	0.0	0.0	10.8	32.4	0.0	43.2	
Exiting Leg Total	14					12					0					11					37
Buses	3	0	4	0	7	0	2	0	0	2	0	0	0	0	0	0	2	3	0	5	14
% Buses	60.0	0.0	50.0	0.0	53.8	0.0	33.3	0.0	0.0	25.0	0.0	0.0	0.0	0.0	0.0	0.0	50.0	25.0	0.0	31.3	37.8
Exiting Leg Total	3					6					0					5					14
Single-Unit Trucks	2	0	3	0	5	0	4	0	0	4	0	0	0	0	0	0	2	8	0	10	19
% Single-Unit	40.0	0.0	37.5	0.0	38.5	0.0	66.7	0.0	0.0	50.0	0.0	0.0	0.0	0.0	0.0	0.0	50.0	66.7	0.0	62.5	51.4
Exiting Leg Total	8					5					0					6					19
Articulated Trucks	0	0	1	0	1	2	0	0	0	2	0	0	0	0	0	0	0	1	0	1	4
% Articulated	0.0	0.0	12.5	0.0	7.7	100.0	0.0	0.0	0.0	25.0	0.0	0.0	0.0	0.0	0.0	0.0	0.0	8.3	0.0	6.3	10.8
Exiting Leg Total	3					1					0					0					4

Peak Hour Analysis from 04:00 PM to 06:00 PM begins at:

	Maguire Road					Hartwell Avenue					Composting Facility					Hartwell Avenue					Total
	from North					from East					from South					from West					
	Right	Thru	Left	U-Turn	Total	Right	Thru	Left	U-Turn	Total	Right	Thru	Left	U-Turn	Total	Right	Thru	Left	U-Turn	Total	
5:00 PM	1	0	0	0	1	0	1	0	0	1	0	0	0	0	0	0	0	2	0	2	4
5:15 PM	1	0	0	0	1	0	0	0	0	0	0	0	0	0	0	0	0	2	0	2	3
5:30 PM	2	0	5	0	7	0	0	0	0	0	0	0	0	0	0	0	0	1	0	1	8
5:45 PM	0	0	0	0	0	1	1	0	0	2	0	0	0	0	0	0	2	1	0	3	5
<b>Total Volume</b>	<b>4</b>	<b>0</b>	<b>5</b>	<b>0</b>	<b>9</b>	<b>1</b>	<b>2</b>	<b>0</b>	<b>0</b>	<b>3</b>	<b>0</b>	<b>0</b>	<b>0</b>	<b>0</b>	<b>0</b>	<b>0</b>	<b>2</b>	<b>6</b>	<b>0</b>	<b>8</b>	<b>20</b>
% Approach Total	44.4	0.0	55.6	0.0		33.3	66.7	0.0	0.0		0.0	0.0	0.0	0.0		0.0	25.0	75.0	0.0		
PHF	0.500	0.000	0.250	0.000	0.321	0.250	0.500	0.000	0.000	0.375	0.000	0.000	0.000	0.000	0.000	0.000	0.250	0.750	0.000	0.667	0.625
Buses	2	0	4	0	6	0	1	0	0	1	0	0	0	0	0	0	1	3	0	4	11
Buses %	50.0	0.0	80.0	0.0	66.7	0.0	50.0	0.0	0.0	33.3	0.0	0.0	0.0	0.0	0.0	0.0	50.0	50.0	0.0	50.0	55.0
Single-Unit Trucks	2	0	1	0	3	0	1	0	0	1	0	0	0	0	0	0	1	2	0	3	7
Single-Unit %	50.0	0.0	20.0	0.0	33.3	0.0	50.0	0.0	0.0	33.3	0.0	0.0	0.0	0.0	0.0	0.0	50.0	33.3	0.0	37.5	35.0
Articulated Trucks	0	0	0	0	0	1	0	0	0	1	0	0	0	0	0	0	0	1	0	1	2
Articulated %	0.0	0.0	0.0	0.0	0.0	100.0	0.0	0.0	0.0	33.3	0.0	0.0	0.0	0.0	0.0	0.0	0.0	16.7	0.0	12.5	10.0
Buses	2	0	4	0	6	0	1	0	0	1	0	0	0	0	0	0	1	3	0	4	11
Single-Unit Trucks	2	0	1	0	3	0	1	0	0	1	0	0	0	0	0	0	1	2	0	3	7
Articulated Trucks	0	0	0	0	0	1	0	0	0	1	0	0	0	0	0	0	0	1	0	1	2
<b>Total Entering Leg</b>	<b>4</b>	<b>0</b>	<b>5</b>	<b>0</b>	<b>9</b>	<b>1</b>	<b>2</b>	<b>0</b>	<b>0</b>	<b>3</b>	<b>0</b>	<b>0</b>	<b>0</b>	<b>0</b>	<b>0</b>	<b>0</b>	<b>2</b>	<b>6</b>	<b>0</b>	<b>8</b>	<b>20</b>
Buses	3					5					0					3					11
Single-Unit Trucks	2					2					0					3					7
Articulated Trucks	2					0					0					0					2
<b>Total Exiting Leg</b>	<b>7</b>					<b>7</b>					<b>0</b>					<b>6</b>					<b>20</b>

PDI File #: **186391 B**  
 Location: **N: Maguire Road S: Composting Facility**  
 Location: **E: Hartwell Avenue W: Hartwell Avenue**  
 City, State: **Lexington, MA**  
 Client: **Vanasse & Associates/ S. Kelly**  
 Site Code: **7993**  
 Count Date: **Wednesday, August 01, 2018**  
 Start Time: **4:00 PM**  
 End Time: **6:00 PM**  
 Class:




**Cars**

	Maguire Road					Hartwell Avenue					Composting Facility					Hartwell Avenue					Total
	from North					from East					from South					from West					
	Right	Thru	Left	U-Turn	Total	Right	Thru	Left	U-Turn	Total	Right	Thru	Left	U-Turn	Total	Right	Thru	Left	U-Turn	Total	
4:00 PM	10	0	23	0	33	31	46	0	0	77	0	0	0	0	0	0	156	145	0	301	411
4:15 PM	24	0	21	0	45	43	51	0	0	94	0	0	0	0	0	0	186	144	0	330	469
4:30 PM	35	0	26	0	61	39	46	0	1	86	0	0	0	0	0	0	168	143	0	311	458
4:45 PM	29	0	26	0	55	41	42	0	0	83	0	0	0	0	0	0	162	139	0	301	439
<b>Total</b>	<b>98</b>	<b>0</b>	<b>96</b>	<b>0</b>	<b>194</b>	<b>154</b>	<b>185</b>	<b>0</b>	<b>1</b>	<b>340</b>	<b>0</b>	<b>0</b>	<b>0</b>	<b>0</b>	<b>0</b>	<b>0</b>	<b>672</b>	<b>571</b>	<b>0</b>	<b>1243</b>	<b>1777</b>
5:00 PM	42	0	48	0	90	50	50	0	0	100	0	0	1	0	1	1	162	126	0	289	480
5:15 PM	38	0	49	0	87	44	61	0	0	105	0	0	0	0	0	0	149	104	0	253	445
5:30 PM	30	0	23	0	53	46	54	0	0	100	0	0	0	0	0	0	137	112	0	249	402
5:45 PM	22	0	37	0	59	53	40	0	0	93	0	0	0	0	0	0	116	106	0	222	374
<b>Total</b>	<b>132</b>	<b>0</b>	<b>157</b>	<b>0</b>	<b>289</b>	<b>193</b>	<b>205</b>	<b>0</b>	<b>0</b>	<b>398</b>	<b>0</b>	<b>0</b>	<b>1</b>	<b>0</b>	<b>1</b>	<b>1</b>	<b>564</b>	<b>448</b>	<b>0</b>	<b>1013</b>	<b>1701</b>
<b>Grand Total</b>	<b>230</b>	<b>0</b>	<b>253</b>	<b>0</b>	<b>483</b>	<b>347</b>	<b>390</b>	<b>0</b>	<b>1</b>	<b>738</b>	<b>0</b>	<b>0</b>	<b>1</b>	<b>0</b>	<b>1</b>	<b>1</b>	<b>1236</b>	<b>1019</b>	<b>0</b>	<b>2256</b>	<b>3478</b>
Approach %	47.6	0.0	52.4	0.0		47.0	52.8	0.0	0.1		0.0	0.0	100.0	0.0			0.0	54.8	45.2	0.0	
Total %	6.6	0.0	7.3	0.0	13.9	10.0	11.2	0.0	0.0	21.2	0.0	0.0	0.0	0.0	0.0	0.0	0.0	35.5	29.3	0.0	64.9
Exiting Leg Total	1366					1490					1					621					3478

Peak Hour Analysis from 04:00 PM to 06:00 PM begins at:

	Maguire Road					Hartwell Avenue					Composting Facility					Hartwell Avenue					Total
	from North					from East					from South					from West					
	Right	Thru	Left	U-Turn	Total	Right	Thru	Left	U-Turn	Total	Right	Thru	Left	U-Turn	Total	Right	Thru	Left	U-Turn	Total	
4:15 PM	24	0	21	0	45	43	51	0	0	94	0	0	0	0	0	0	186	144	0	330	469
4:30 PM	35	0	26	0	61	39	46	0	1	86	0	0	0	0	0	0	168	143	0	311	458
4:45 PM	29	0	26	0	55	41	42	0	0	83	0	0	0	0	0	0	162	139	0	301	439
5:00 PM	42	0	48	0	90	50	50	0	0	100	0	0	1	0	1	1	162	126	0	289	480
<b>Total Volume</b>	<b>130</b>	<b>0</b>	<b>121</b>	<b>0</b>	<b>251</b>	<b>173</b>	<b>189</b>	<b>0</b>	<b>1</b>	<b>363</b>	<b>0</b>	<b>0</b>	<b>1</b>	<b>0</b>	<b>1</b>	<b>1</b>	<b>678</b>	<b>552</b>	<b>0</b>	<b>1231</b>	<b>1846</b>
% Approach Total	51.8	0.0	48.2	0.0		47.7	52.1	0.0	0.3		0.0	0.0	100.0	0.0			0.1	55.1	44.8	0.0	
PHF	0.774	0.000	0.630	0.000	0.697	0.865	0.926	0.000	0.250	0.908	0.000	0.000	0.250	0.000	0.250	0.250	0.911	0.958	0.000	0.933	0.961
Entering Leg	130	0	121	0	251	173	189	0	1	363	0	0	1	0	1	1	678	552	0	1231	1846
Exiting Leg	725					800					1					320					1846
<b>Total</b>	<b>976</b>					<b>1163</b>					<b>2</b>					<b>1551</b>					<b>3692</b>

PDI File #: **186391 B**  
 Location: **N: Maguire Road S: Composting Facility**  
 Location: **E: Hartwell Avenue W: Hartwell Avenue**  
 City, State: **Lexington, MA**  
 Client: **Vanasse & Associates/ S. Kelly**  
 Site Code: **7993**  
 Count Date: **Wednesday, August 01, 2018**  
 Start Time: **4:00 PM**  
 End Time: **6:00 PM**  
 Class:



46 Morton Street, Framingham, MA 01702  
 Office: 508-875-0100 Fax: 508-875-0118  
 Email: datarequests@pdillc.com

**Light Goods Vehicle**

	Maguire Road					Hartwell Avenue					Composting Facility					Hartwell Avenue					Total	
	from North					from East					from South					from West						
	Right	Thru	Left	U-Turn	Total	Right	Thru	Left	U-Turn	Total	Right	Thru	Left	U-Turn	Total	Right	Thru	Left	U-Turn	Total		
4:00 PM	0	0	3	0	3	7	2	0	0	9	0	0	0	0	0	0	19	16	0	35	47	
4:15 PM	0	0	0	0	0	2	4	0	0	6	0	0	0	0	0	0	12	7	0	19	25	
4:30 PM	1	0	4	0	5	4	5	0	0	9	0	0	0	0	0	0	5	8	0	13	27	
4:45 PM	0	0	3	0	3	6	4	0	0	10	0	0	0	0	0	0	8	11	0	19	32	
<b>Total</b>	<b>1</b>	<b>0</b>	<b>10</b>	<b>0</b>	<b>11</b>	<b>19</b>	<b>15</b>	<b>0</b>	<b>0</b>	<b>34</b>	<b>0</b>	<b>0</b>	<b>0</b>	<b>0</b>	<b>0</b>	<b>0</b>	<b>44</b>	<b>42</b>	<b>0</b>	<b>86</b>	<b>131</b>	
5:00 PM	2	0	2	0	4	3	4	0	0	7	0	0	0	0	0	0	4	12	0	16	27	
5:15 PM	1	0	2	0	3	9	1	0	0	10	0	0	0	0	0	0	8	8	0	16	29	
5:30 PM	1	0	2	0	3	3	3	0	0	6	0	0	0	0	0	0	5	4	0	9	18	
5:45 PM	1	0	2	0	3	1	3	0	0	4	0	0	0	0	0	0	2	4	0	6	13	
<b>Total</b>	<b>5</b>	<b>0</b>	<b>8</b>	<b>0</b>	<b>13</b>	<b>16</b>	<b>11</b>	<b>0</b>	<b>0</b>	<b>27</b>	<b>0</b>	<b>0</b>	<b>0</b>	<b>0</b>	<b>0</b>	<b>0</b>	<b>19</b>	<b>28</b>	<b>0</b>	<b>47</b>	<b>87</b>	
Grand Total	6	0	18	0	24	35	26	0	0	61	0	0	0	0	0	0	63	70	0	133	218	
Approach %	25.0	0.0	75.0	0.0		57.4	42.6	0.0	0.0		0.0	0.0	0.0	0.0		0.0	47.4	52.6	0.0			
Total %	2.8	0.0	8.3	0.0	11.0	16.1	11.9	0.0	0.0	28.0	0.0	0.0	0.0	0.0	0.0	0.0	28.9	32.1	0.0	61.0		
Exiting Leg Total						105					81					0					32	218

Peak Hour Analysis from 04:00 PM to 06:00 PM begins at:

	Maguire Road					Hartwell Avenue					Composting Facility					Hartwell Avenue					Total	
	from North					from East					from South					from West						
	Right	Thru	Left	U-Turn	Total	Right	Thru	Left	U-Turn	Total	Right	Thru	Left	U-Turn	Total	Right	Thru	Left	U-Turn	Total		
4:00 PM	0	0	3	0	3	7	2	0	0	9	0	0	0	0	0	0	19	16	0	35	47	
4:15 PM	0	0	0	0	0	2	4	0	0	6	0	0	0	0	0	0	12	7	0	19	25	
4:30 PM	1	0	4	0	5	4	5	0	0	9	0	0	0	0	0	0	5	8	0	13	27	
4:45 PM	0	0	3	0	3	6	4	0	0	10	0	0	0	0	0	0	8	11	0	19	32	
<b>Total Volume</b>	<b>1</b>	<b>0</b>	<b>10</b>	<b>0</b>	<b>11</b>	<b>19</b>	<b>15</b>	<b>0</b>	<b>0</b>	<b>34</b>	<b>0</b>	<b>0</b>	<b>0</b>	<b>0</b>	<b>0</b>	<b>0</b>	<b>44</b>	<b>42</b>	<b>0</b>	<b>86</b>	<b>131</b>	
% Approach Total	9.1	0.0	90.9	0.0		55.9	44.1	0.0	0.0		0.0	0.0	0.0	0.0		0.0	51.2	48.8	0.0			
PHF	0.250	0.000	0.625	0.000	0.550	0.679	0.750	0.000	0.000	0.850	0.000	0.000	0.000	0.000	0.000	0.000	0.579	0.656	0.000	0.614	0.697	
Entering Leg	1	0	10	0	11	19	15	0	0	34	0	0	0	0	0	0	44	42	0	86	131	
Exiting Leg						61					54					0					16	131
<b>Total</b>						72					88					0					102	262

PDI File #: **186391 B**  
 Location: **N: Maguire Road S: Composting Facility**  
 Location: **E: Hartwell Avenue W: Hartwell Avenue**  
 City, State: **Lexington, MA**  
 Client: **Vanasse & Associates/ S. Kelly**  
 Site Code: **7993**  
 Count Date: **Wednesday, August 01, 2018**  
 Start Time: **4:00 PM**  
 End Time: **6:00 PM**  
 Class:



46 Morton Street, Framingham, MA 01702  
 Office: 508-875-0100 Fax: 508-875-0118  
 Email: datarequests@pdillc.com

**Buses**

	Maguire Road					Hartwell Avenue					Composting Facility					Hartwell Avenue					Total
	from North					from East					from South					from West					
	Right	Thru	Left	U-Turn	Total	Right	Thru	Left	U-Turn	Total	Right	Thru	Left	U-Turn	Total	Right	Thru	Left	U-Turn	Total	
4:00 PM	0	0	0	0	0	0	0	0	0	0	0	0	0	0	0	0	0	0	0	0	0
4:15 PM	1	0	0	0	1	0	0	0	0	0	0	0	0	0	0	0	1	0	0	1	2
4:30 PM	0	0	0	0	0	0	1	0	0	1	0	0	0	0	0	0	0	0	0	0	1
4:45 PM	0	0	0	0	0	0	0	0	0	0	0	0	0	0	0	0	0	0	0	0	0
<b>Total</b>	<b>1</b>	<b>0</b>	<b>0</b>	<b>0</b>	<b>1</b>	<b>0</b>	<b>1</b>	<b>0</b>	<b>0</b>	<b>1</b>	<b>0</b>	<b>0</b>	<b>0</b>	<b>0</b>	<b>0</b>	<b>0</b>	<b>1</b>	<b>0</b>	<b>0</b>	<b>1</b>	<b>3</b>
5:00 PM	0	0	0	0	0	0	0	0	0	0	0	0	0	0	0	0	0	0	0	0	0
5:15 PM	0	0	0	0	0	0	0	0	0	0	0	0	0	0	0	0	0	2	0	2	2
5:30 PM	2	0	4	0	6	0	0	0	0	0	0	0	0	0	0	0	0	1	0	1	7
5:45 PM	0	0	0	0	0	0	1	0	0	1	0	0	0	0	0	0	1	0	0	1	2
<b>Total</b>	<b>2</b>	<b>0</b>	<b>4</b>	<b>0</b>	<b>6</b>	<b>0</b>	<b>1</b>	<b>0</b>	<b>0</b>	<b>1</b>	<b>0</b>	<b>0</b>	<b>0</b>	<b>0</b>	<b>0</b>	<b>0</b>	<b>1</b>	<b>3</b>	<b>0</b>	<b>4</b>	<b>11</b>
Grand Total	3	0	4	0	7	0	2	0	0	2	0	0	0	0	0	0	2	3	0	5	14
Approach %	42.9	0.0	57.1	0.0		0.0	100.0	0.0	0.0		0.0	0.0	0.0	0.0		0.0	40.0	60.0	0.0		
Total %	21.4	0.0	28.6	0.0	50.0	0.0	14.3	0.0	0.0	14.3	0.0	0.0	0.0	0.0	0.0	0.0	14.3	21.4	0.0	35.7	
Exiting Leg Total	3					6					0					5					14

Peak Hour Analysis from 04:00 PM to 06:00 PM begins at:

	Maguire Road					Hartwell Avenue					Composting Facility					Hartwell Avenue					Total
	from North					from East					from South					from West					
	Right	Thru	Left	U-Turn	Total	Right	Thru	Left	U-Turn	Total	Right	Thru	Left	U-Turn	Total	Right	Thru	Left	U-Turn	Total	
5:00 PM	0	0	0	0	0	0	0	0	0	0	0	0	0	0	0	0	0	0	0	0	0
5:15 PM	0	0	0	0	0	0	0	0	0	0	0	0	0	0	0	0	0	2	0	2	2
5:30 PM	2	0	4	0	6	0	0	0	0	0	0	0	0	0	0	0	0	1	0	1	7
5:45 PM	0	0	0	0	0	0	1	0	0	1	0	0	0	0	0	0	1	0	0	1	2
Total Volume	2	0	4	0	6	0	1	0	0	1	0	0	0	0	0	0	1	3	0	4	11
% Approach Total	33.3	0.0	66.7	0.0		0.0	100.0	0.0	0.0		0.0	0.0	0.0	0.0		0.0	25.0	75.0	0.0		
PHF	0.250	0.000	0.250	0.000	0.250	0.000	0.250	0.000	0.000	0.250	0.000	0.000	0.000	0.000	0.000	0.000	0.250	0.375	0.000	0.500	0.393
Entering Leg	2	0	4	0	6	0	1	0	0	1	0	0	0	0	0	0	1	3	0	4	11
Exiting Leg	3					5					0					3					11
Total	9					6					0					7					22

PDI File #: **186391 B**  
 Location: **N: Maguire Road S: Composting Facility**  
 Location: **E: Hartwell Avenue W: Hartwell Avenue**  
 City, State: **Lexington, MA**  
 Client: **Vanasse & Associates/ S. Kelly**  
 Site Code: **7993**  
 Count Date: **Wednesday, August 01, 2018**  
 Start Time: **4:00 PM**  
 End Time: **6:00 PM**  
 Class:



46 Morton Street, Framingham, MA 01702  
 Office: 508-875-0100 Fax: 508-875-0118  
 Email: datarequests@pdillc.com

**Single-Unit Trucks**

	Maguire Road					Hartwell Avenue					Composting Facility					Hartwell Avenue					Total
	from North					from East					from South					from West					
	Right	Thru	Left	U-Turn	Total	Right	Thru	Left	U-Turn	Total	Right	Thru	Left	U-Turn	Total	Right	Thru	Left	U-Turn	Total	
4:00 PM	0	0	1	0	1	0	0	0	0	0	0	0	0	0	0	0	0	1	0	1	2
4:15 PM	0	0	1	0	1	0	0	0	0	0	0	0	0	0	0	0	0	3	0	3	4
4:30 PM	0	0	0	0	0	0	2	0	0	2	0	0	0	0	0	0	0	2	0	2	4
4:45 PM	0	0	0	0	0	0	1	0	0	1	0	0	0	0	0	0	1	0	0	1	2
<b>Total</b>	0	0	2	0	2	0	3	0	0	3	0	0	0	0	0	0	1	6	0	7	12
5:00 PM	1	0	0	0	1	0	1	0	0	1	0	0	0	0	0	0	0	1	0	1	3
5:15 PM	1	0	0	0	1	0	0	0	0	0	0	0	0	0	0	0	0	0	0	0	1
5:30 PM	0	0	1	0	1	0	0	0	0	0	0	0	0	0	0	0	0	0	0	0	1
5:45 PM	0	0	0	0	0	0	0	0	0	0	0	0	0	0	0	0	1	1	0	2	2
<b>Total</b>	2	0	1	0	3	0	1	0	0	1	0	0	0	0	0	0	1	2	0	3	7
<b>Grand Total</b>	2	0	3	0	5	0	4	0	0	4	0	0	0	0	0	0	2	8	0	10	19
Approach %	40.0	0.0	60.0	0.0		0.0	100.0	0.0	0.0		0.0	0.0	0.0	0.0		0.0	20.0	80.0	0.0		
Total %	10.5	0.0	15.8	0.0	26.3	0.0	21.1	0.0	0.0	21.1	0.0	0.0	0.0	0.0	0.0	0.0	10.5	42.1	0.0	52.6	
Exiting Leg Total	8					5					0					6					19

Peak Hour Analysis from 04:00 PM to 06:00 PM begins at:

	Maguire Road					Hartwell Avenue					Composting Facility					Hartwell Avenue					Total
	from North					from East					from South					from West					
	Right	Thru	Left	U-Turn	Total	Right	Thru	Left	U-Turn	Total	Right	Thru	Left	U-Turn	Total	Right	Thru	Left	U-Turn	Total	
4:15 PM	0	0	1	0	1	0	0	0	0	0	0	0	0	0	0	0	0	3	0	3	4
4:30 PM	0	0	0	0	0	0	2	0	0	2	0	0	0	0	0	0	0	2	0	2	4
4:45 PM	0	0	0	0	0	0	1	0	0	1	0	0	0	0	0	0	1	0	0	1	2
5:00 PM	1	0	0	0	1	0	1	0	0	1	0	0	0	0	0	0	0	1	0	1	3
<b>Total Volume</b>	1	0	1	0	2	0	4	0	0	4	0	0	0	0	0	0	1	6	0	7	13
% Approach Total	50.0	0.0	50.0	0.0		0.0	100.0	0.0	0.0		0.0	0.0	0.0	0.0		0.0	14.3	85.7	0.0		
PHF	0.250	0.000	0.250	0.000	0.500	0.000	0.500	0.000	0.000	0.500	0.000	0.000	0.000	0.000	0.000	0.000	0.250	0.500	0.000	0.583	0.813
Entering Leg	1	0	1	0	2	0	4	0	0	4	0	0	0	0	0	0	1	6	0	7	13
Exiting Leg	6					2					0					5					13
<b>Total</b>	8					6					0					12					26

PDI File #: **186391 B**  
 Location: **N: Maguire Road S: Composting Facility**  
 Location: **E: Hartwell Avenue W: Hartwell Avenue**  
 City, State: **Lexington, MA**  
 Client: **Vanasse & Associates/ S. Kelly**  
 Site Code: **7993**  
 Count Date: **Wednesday, August 01, 2018**  
 Start Time: **4:00 PM**  
 End Time: **6:00 PM**  
 Class:



46 Morton Street, Framingham, MA 01702  
 Office: 508-875-0100 Fax: 508-875-0118  
 Email: datarequests@pdillc.com

**Articulated Trucks**

	Maguire Road					Hartwell Avenue					Composting Facility					Hartwell Avenue					Total
	from North					from East					from South					from West					
	Right	Thru	Left	U-Turn	Total	Right	Thru	Left	U-Turn	Total	Right	Thru	Left	U-Turn	Total	Right	Thru	Left	U-Turn	Total	
4:00 PM	0	0	0	0	0	0	0	0	0	0	0	0	0	0	0	0	0	0	0	0	0
4:15 PM	0	0	1	0	1	0	0	0	0	0	0	0	0	0	0	0	0	0	0	0	0
4:30 PM	0	0	0	0	0	1	0	0	0	1	0	0	0	0	0	0	0	0	0	0	0
4:45 PM	0	0	0	0	0	0	0	0	0	0	0	0	0	0	0	0	0	0	0	0	0
<b>Total</b>	0	0	1	0	1	1	0	0	0	1	0	0	0	0	0	0	0	0	0	0	2
5:00 PM	0	0	0	0	0	0	0	0	0	0	0	0	0	0	0	0	0	1	0	1	1
5:15 PM	0	0	0	0	0	0	0	0	0	0	0	0	0	0	0	0	0	0	0	0	0
5:30 PM	0	0	0	0	0	0	0	0	0	0	0	0	0	0	0	0	0	0	0	0	0
5:45 PM	0	0	0	0	0	1	0	0	0	1	0	0	0	0	0	0	0	0	0	0	1
<b>Total</b>	0	0	0	0	0	1	0	0	0	1	0	0	0	0	0	0	0	1	0	1	2
<b>Grand Total</b>	0	0	1	0	1	2	0	0	0	2	0	0	0	0	0	0	0	1	0	1	4
Approach %	0.0	0.0	100.0	0.0		100.0	0.0	0.0	0.0		0.0	0.0	0.0	0.0		0.0	0.0	100.0	0.0		
Total %	0.0	0.0	25.0	0.0	25.0	50.0	0.0	0.0	0.0	50.0	0.0	0.0	0.0	0.0	0.0	0.0	0.0	25.0	0.0	25.0	
Exiting Leg Total						3						1						0	4		

Peak Hour Analysis from 04:00 PM to 06:00 PM begins at:

	Maguire Road					Hartwell Avenue					Composting Facility					Hartwell Avenue					Total
	from North					from East					from South					from West					
	Right	Thru	Left	U-Turn	Total	Right	Thru	Left	U-Turn	Total	Right	Thru	Left	U-Turn	Total	Right	Thru	Left	U-Turn	Total	
4:15 PM	0	0	1	0	1	0	0	0	0	0	0	0	0	0	0	0	0	0	0	0	0
4:30 PM	0	0	0	0	0	1	0	0	0	1	0	0	0	0	0	0	0	0	0	0	0
4:45 PM	0	0	0	0	0	0	0	0	0	0	0	0	0	0	0	0	0	0	0	0	0
5:00 PM	0	0	0	0	0	0	0	0	0	0	0	0	0	0	0	0	0	1	0	1	1
<b>Total Volume</b>	0	0	1	0	1	1	0	0	0	1	0	0	0	0	0	0	0	1	0	1	3
<b>% Approach Total</b>	0.0	0.0	100.0	0.0		100.0	0.0	0.0	0.0		0.0	0.0	0.0	0.0		0.0	0.0	100.0	0.0		
PHF	0.000	0.000	0.250	0.000	0.250	0.250	0.000	0.000	0.000	0.250	0.000	0.000	0.000	0.000	0.000	0.000	0.000	0.250	0.000	0.250	0.750
Entering Leg	0	0	1	0	1	1	0	0	0	1	0	0	0	0	0	0	0	1	0	1	3
Exiting Leg						2						1						0	3		
<b>Total</b>						3						2						0	1	6	

PDI File #: 186391 B  
 Location: N: Maguire Road S: Composting Facility  
 Location: E: Hartwell Avenue W: Hartwell Avenue  
 City, State: Lexington, MA  
 Client: Vanasse & Associates/ S. Kelly  
 Site Code: 7993  
 Count Date: Wednesday, August 01, 2018  
 Start Time: 4:00 PM  
 End Time: 6:00 PM  
 Class:



46 Morton Street, Framingham, MA 01702  
 Office: 508-875-0100 Fax: 508-875-0118  
 Email: datarequests@pdillc.com

**Bicycles (on Roadway and Crosswalks)**

	Maguire Road							Hartwell Avenue							Composting Facility							Hartwell Avenue							Total
	from North							from East							from South							from West							
	Right	Thru	Left	U-Turn	CW-EB	CW-WB	Total	Right	Thru	Left	U-Turn	CW-SB	CW-NB	Total	Right	Thru	Left	U-Turn	CW-WB	CW-EB	Total	Right	Thru	Left	U-Turn	CW-NB	CW-SB	Total	
4:00 PM	0	0	0	0	0	0	0	0	0	0	0	0	0	0	0	0	0	0	0	0	0	0	1	0	0	0	1	1	
4:15 PM	0	0	0	0	0	0	0	0	0	0	0	0	0	0	0	0	0	0	0	0	0	0	3	0	0	0	3	3	
4:30 PM	0	0	0	0	0	0	0	0	0	0	0	0	0	0	0	0	0	0	0	0	0	0	3	0	0	0	3	3	
4:45 PM	0	0	0	0	0	0	0	0	0	0	0	0	0	0	0	0	0	0	0	0	0	0	4	0	0	0	4	4	
Total	0	0	0	0	0	0	0	0	0	0	0	0	0	0	0	0	0	0	0	0	0	0	11	0	0	0	11	11	
5:00 PM	0	0	0	0	0	0	0	0	0	0	0	0	0	0	0	0	0	0	0	0	0	0	2	0	0	0	2	2	
5:15 PM	0	0	0	0	0	0	0	0	0	0	0	0	0	0	0	0	0	0	0	0	0	0	5	0	0	0	5	5	
5:30 PM	0	0	0	0	0	0	0	0	0	0	0	0	0	0	0	0	0	0	0	0	0	0	4	0	0	0	4	4	
5:45 PM	0	0	0	0	0	0	0	0	0	0	0	0	0	0	0	0	0	0	0	0	0	0	4	0	0	0	4	4	
Total	0	0	0	0	0	0	0	0	0	0	0	0	0	0	0	0	0	0	0	0	0	0	15	0	0	0	15	15	
Grand Total	0	0	0	0	0	0	0	0	0	0	0	0	0	0	0	0	0	0	0	0	0	0	26	0	0	0	26	26	
Approach %	0.0	0.0	0.0	0.0	0.0	0.0	0.0	0.0	0.0	0.0	0.0	0.0	0.0	0.0	0.0	0.0	0.0	0.0	0.0	0.0	0.0	0.0	100.0	0.0	0.0	0.0	0.0	0.0	
Total %	0.0	0.0	0.0	0.0	0.0	0.0	0.0	0.0	0.0	0.0	0.0	0.0	0.0	0.0	0.0	0.0	0.0	0.0	0.0	0.0	0.0	0.0	100.0	0.0	0.0	0.0	0.0	100.0	
Exiting Leg Total	0							26							0							0							26

Peak Hour Analysis from 04:00 PM to 06:00 PM begins at:

4:45 PM	Maguire Road							Hartwell Avenue							Composting Facility							Hartwell Avenue							Total
	from North							from East							from South							from West							
	Right	Thru	Left	U-Turn	CW-EB	CW-WB	Total	Right	Thru	Left	U-Turn	CW-SB	CW-NB	Total	Right	Thru	Left	U-Turn	CW-WB	CW-EB	Total	Right	Thru	Left	U-Turn	CW-NB	CW-SB	Total	
4:45 PM	0	0	0	0	0	0	0	0	0	0	0	0	0	0	0	0	0	0	0	0	0	0	4	0	0	0	4	4	
5:00 PM	0	0	0	0	0	0	0	0	0	0	0	0	0	0	0	0	0	0	0	0	0	0	2	0	0	0	2	2	
5:15 PM	0	0	0	0	0	0	0	0	0	0	0	0	0	0	0	0	0	0	0	0	0	0	5	0	0	0	5	5	
5:30 PM	0	0	0	0	0	0	0	0	0	0	0	0	0	0	0	0	0	0	0	0	0	0	4	0	0	0	4	4	
Total Volume	0	0	0	0	0	0	0	0	0	0	0	0	0	0	0	0	0	0	0	0	0	0	15	0	0	0	15	15	
% Approach Total	0.0	0.0	0.0	0.0	0.0	0.0	0.0	0.0	0.0	0.0	0.0	0.0	0.0	0.0	0.0	0.0	0.0	0.0	0.0	0.0	0.0	0.0	100.0	0.0	0.0	0.0	0.0	0.0	
PHF	0.000	0.000	0.000	0.000	0.000	0.000	0.000	0.000	0.000	0.000	0.000	0.000	0.000	0.000	0.000	0.000	0.000	0.000	0.000	0.000	0.000	0.000	0.750	0.000	0.000	0.000	0.750	0.750	
Entering Leg	0	0	0	0	0	0	0	0	0	0	0	0	0	0	0	0	0	0	0	0	0	0	15	0	0	0	15	15	
Exiting Leg	0							15							0							0							15
Total	0							15							0							15							30

PDI File #: **186391 B**  
 Location: **N: Maguire Road S: Composting Facility**  
 Location: **E: Hartwell Avenue W: Hartwell Avenue**  
 City, State: **Lexington, MA**  
 Client: **Vanasse & Associates/ S. Kelly**  
 Site Code: **7993**  
 Count Date: **Wednesday, August 01, 2018**  
 Start Time: **4:00 PM**  
 End Time: **6:00 PM**  
 Class:



46 Morton Street, Framingham, MA 01702  
 Office: 508-875-0100 Fax: 508-875-0118  
 Email: datarequests@pdillc.com

**Pedestrians**

	Maguire Road							Hartwell Avenue							Composting Facility							Hartwell Avenue							Total
	from North							from East							from South							from West							
	Right	Thru	Left	U-Turn	CW-EB	CW-WB	Total	Right	Thru	Left	U-Turn	CW-SB	CW-NB	Total	Right	Thru	Left	U-Turn	CW-WB	CW-EB	Total	Right	Thru	Left	U-Turn	CW-NB	CW-SB	Total	
4:00 PM	0	0	0	0	0	0	0	0	0	0	0	0	0	0	0	0	0	0	0	0	0	0	0	0	0	0	0	0	
4:15 PM	0	0	0	0	0	0	0	0	0	0	0	0	0	0	0	0	0	0	0	0	0	0	0	0	0	0	0	0	
4:30 PM	0	0	0	0	0	0	0	0	0	0	0	0	0	0	0	0	0	0	0	0	0	0	0	0	0	0	0	0	
4:45 PM	0	0	0	0	0	0	0	0	0	0	0	0	0	0	0	0	0	0	0	0	0	0	0	0	0	0	0	0	
Total	0	0	0	0	0	0	0	0	0	0	0	0	0	0	0	0	0	0	0	0	0	0	0	0	0	0	0	0	
5:00 PM	0	0	0	0	0	0	0	0	0	0	0	0	0	0	0	0	0	0	0	0	0	0	0	0	0	0	0	0	
5:15 PM	0	0	0	0	0	0	0	0	0	0	0	0	0	0	0	0	0	0	1	0	1	0	0	0	0	0	0	1	
5:30 PM	0	0	0	0	0	0	0	0	0	0	0	0	0	0	0	0	0	0	0	0	0	0	0	0	0	0	0	0	
5:45 PM	0	0	0	0	1	0	1	0	0	0	0	0	0	0	0	0	0	0	0	0	0	0	0	0	0	0	0	1	
Total	0	0	0	0	1	0	1	0	0	0	0	0	0	0	0	0	0	0	1	0	1	0	0	0	0	0	0	2	
Grand Total	0	0	0	0	1	0	1	0	0	0	0	0	0	0	0	0	0	0	1	0	1	0	0	0	0	0	0	2	
Approach %	0	0	0	0	100	0		0	0	0	0	0	0		0	0	0	0	100	0		0	0	0	0	0	0		
Total %	0	0	0	0	50	0	50	0	0	0	0	0	0	0	0	0	0	0	50	0	50	0	0	0	0	0	0		
Exiting Leg Total	1							0							1							0							2

Peak Hour Analysis from 04:00 PM to 06:00 PM begins at:

	Maguire Road							Hartwell Avenue							Composting Facility							Hartwell Avenue							Total
	from North							from East							from South							from West							
	Right	Thru	Left	U-Turn	CW-EB	CW-WB	Total	Right	Thru	Left	U-Turn	CW-SB	CW-NB	Total	Right	Thru	Left	U-Turn	CW-WB	CW-EB	Total	Right	Thru	Left	U-Turn	CW-NB	CW-SB	Total	
5:00 PM	0	0	0	0	0	0	0	0	0	0	0	0	0	0	0	0	0	0	0	0	0	0	0	0	0	0	0	0	
5:15 PM	0	0	0	0	0	0	0	0	0	0	0	0	0	0	0	0	0	0	1	0	1	0	0	0	0	0	0	1	
5:30 PM	0	0	0	0	0	0	0	0	0	0	0	0	0	0	0	0	0	0	0	0	0	0	0	0	0	0	0	0	
5:45 PM	0	0	0	0	1	0	1	0	0	0	0	0	0	0	0	0	0	0	0	0	0	0	0	0	0	0	0	1	
Total Volume	0	0	0	0	1	0	1	0	0	0	0	0	0	0	0	0	0	0	1	0	1	0	0	0	0	0	0	2	
% Approach Total	0.0	0.0	0.0	0.0	100.0	0.0		0.0	0.0	0.0	0.0	0.0	0.0		0.0	0.0	0.0	0.0	100.0	0.0		0.0	0.0	0.0	0.0	0.0	0.0		
PHF	0.000	0.000	0.000	0.000	0.250	0.000	0.250	0.000	0.000	0.000	0.000	0.000	0.000	0.000	0.000	0.000	0.000	0.000	0.250	0.000	0.250	0.000	0.000	0.000	0.000	0.000	0.500		
Entering Leg	0	0	0	0	1	0	1	0	0	0	0	0	0	0	0	0	0	0	1	0	1	0	0	0	0	0	0	2	
Exiting Leg	1							0							1							0							2
Total	2							0							2							0							4



PDI File #: **186391 C**  
 Location: **N: 91 Hartwell Avenue**  
 Location: **E: Hartwell Avenue W: Hartwell Avenue**  
 City, State: **Lexington, MA**  
 Client: **Vanasse & Associates/ S. Kelly**  
 Site Code: **TBA**  
 Count Date: **Wednesday, August 01, 2018**  
 Start Time: **7:00 AM**  
 End Time: **9:00 AM**  
 Class:



**Cars and Heavy Vehicles (Combined)**

	91 Hartwell Avenue				Hartwell Avenue				Hartwell Avenue				Total
	from North				from East				from West				
	Right	Left	U-Turn	Total	Right	Thru	U-Turn	Total	Thru	Left	U-Turn	Total	
7:00 AM	0	0	0	0	5	245	0	250	54	2	0	56	306
7:15 AM	1	0	0	1	7	293	0	300	39	4	0	43	344
7:30 AM	1	0	0	1	8	278	0	286	76	3	0	79	366
7:45 AM	0	2	0	2	17	286	0	303	56	8	0	64	369
<b>Total</b>	<b>2</b>	<b>2</b>	<b>0</b>	<b>4</b>	<b>37</b>	<b>1102</b>	<b>0</b>	<b>1139</b>	<b>225</b>	<b>17</b>	<b>0</b>	<b>242</b>	<b>1385</b>
8:00 AM	1	0	0	1	17	309	0	326	77	4	0	81	408
8:15 AM	0	0	0	0	12	270	0	282	77	6	0	83	365
8:30 AM	3	0	0	3	16	260	0	276	72	6	0	78	357
8:45 AM	0	0	0	0	16	284	0	300	82	5	0	87	387
<b>Total</b>	<b>4</b>	<b>0</b>	<b>0</b>	<b>4</b>	<b>61</b>	<b>1123</b>	<b>0</b>	<b>1184</b>	<b>308</b>	<b>21</b>	<b>0</b>	<b>329</b>	<b>1517</b>
Grand Total	6	2	0	8	98	2225	0	2323	533	38	0	571	2902
Approach %	75.0	25.0	0.0		4.2	95.8	0.0		93.3	6.7	0.0		
Total %	0.2	0.1	0.0	0.3	3.4	76.7	0.0	80.0	18.4	1.3	0.0	19.7	
Exiting Leg Total				136				535				2231	2902
Cars	6	1	0	7	98	2215	0	2313	520	38	0	558	2878
% Cars	100.0	50.0	0.0	87.5	100.0	99.6	0.0	99.6	97.6	100.0	0.0	97.7	99.2
Exiting Leg Total				136				521				2221	2878
Heavy Vehicles	0	1	0	1	0	10	0	10	13	0	0	13	24
% Heavy Vehicles	0.0	50.0	0.0	12.5	0.0	0.4	0.0	0.4	2.4	0.0	0.0	2.3	0.8
Exiting Leg Total				0				14				10	24

Peak Hour Analysis from 07:00 AM to 09:00 AM begins at:

8:00 AM	91 Hartwell Avenue				Hartwell Avenue				Hartwell Avenue				Total
	from North				from East				from West				
	Right	Left	U-Turn	Total	Right	Thru	U-Turn	Total	Thru	Left	U-Turn	Total	
8:00 AM	1	0	0	1	17	309	0	326	77	4	0	81	408
8:15 AM	0	0	0	0	12	270	0	282	77	6	0	83	365
8:30 AM	3	0	0	3	16	260	0	276	72	6	0	78	357
8:45 AM	0	0	0	0	16	284	0	300	82	5	0	87	387
Total Volume	4	0	0	4	61	1123	0	1184	308	21	0	329	1517
% Approach Total	100.0	0.0	0.0		5.2	94.8	0.0		93.6	6.4	0.0		
PHF	0.333	0.000	0.000	0.333	0.897	0.909	0.000	0.908	0.939	0.875	0.000	0.945	0.930
Cars	4	0	0	4	61	1118	0	1179	302	21	0	323	1506
Cars %	100.0	0.0	0.0	100.0	100.0	99.6	0.0	99.6	98.1	100.0	0.0	98.2	99.3
Heavy Vehicles	0	0	0	0	0	5	0	5	6	0	0	6	11
Heavy Vehicles %	0.0	0.0	0.0	0.0	0.0	0.4	0.0	0.4	1.9	0.0	0.0	1.8	0.7
Cars Enter Leg	4	0	0	4	61	1118	0	1179	302	21	0	323	1506
Heavy Enter Leg	0	0	0	0	0	5	0	5	6	0	0	6	11
Total Entering Leg	4	0	0	4	61	1123	0	1184	308	21	0	329	1517
Cars Exiting Leg				82				302				1122	1506
Heavy Exiting Leg				0				6				5	11
Total Exiting Leg				82				308				1127	1517

PDI File #: **186391 C**  
 Location: **N: 91 Hartwell Avenue**  
 Location: **E: Hartwell Avenue W: Hartwell Avenue**  
 City, State: **Lexington, MA**  
 Client: **Vanasse & Associates/ S. Kelly**  
 Site Code: **TBA**  
 Count Date: **Wednesday, August 01, 2018**  
 Start Time: **7:00 AM**  
 End Time: **9:00 AM**  
 Class:



46 Morton Street, Framingham, MA 01702  
 Office: 508-875-0100 Fax: 508-875-0118  
 Email: datarequests@pdillc.com

**Cars-Combined (Motorcycles, Cars, Light Goods)**

	91 Hartwell Avenue				Hartwell Avenue				Hartwell Avenue				Total
	from North				from East				from West				
	Right	Left	U-Turn	Total	Right	Thru	U-Turn	Total	Thru	Left	U-Turn	Total	
7:00 AM	0	0	0	0	5	244	0	249	50	2	0	52	301
7:15 AM	1	0	0	1	7	293	0	300	39	4	0	43	344
7:30 AM	1	0	0	1	8	276	0	284	73	3	0	76	361
7:45 AM	0	1	0	1	17	284	0	301	56	8	0	64	366
Total	2	1	0	3	37	1097	0	1134	218	17	0	235	1372
8:00 AM	1	0	0	1	17	308	0	325	77	4	0	81	407
8:15 AM	0	0	0	0	12	269	0	281	75	6	0	81	362
8:30 AM	3	0	0	3	16	259	0	275	70	6	0	76	354
8:45 AM	0	0	0	0	16	282	0	298	80	5	0	85	383
Total	4	0	0	4	61	1118	0	1179	302	21	0	323	1506
Grand Total	6	1	0	7	98	2215	0	2313	520	38	0	558	2878
Approach %	85.7	14.3	0.0		4.2	95.8	0.0		93.2	6.8	0.0		
Total %	0.2	0.0	0.0	0.2	3.4	77.0	0.0	80.4	18.1	1.3	0.0	19.4	
Exiting Leg Total	136				521				2221				2878

Peak Hour Analysis from 07:00 AM to 09:00 AM begins at:

	91 Hartwell Avenue				Hartwell Avenue				Hartwell Avenue				Total
	from North				from East				from West				
	Right	Left	U-Turn	Total	Right	Thru	U-Turn	Total	Thru	Left	U-Turn	Total	
8:00 AM	1	0	0	1	17	308	0	325	77	4	0	81	407
8:15 AM	0	0	0	0	12	269	0	281	75	6	0	81	362
8:30 AM	3	0	0	3	16	259	0	275	70	6	0	76	354
8:45 AM	0	0	0	0	16	282	0	298	80	5	0	85	383
Total Volume	4	0	0	4	61	1118	0	1179	302	21	0	323	1506
% Approach Total	100.0	0.0	0.0		5.2	94.8	0.0		93.5	6.5	0.0		
PHF	0.333	0.000	0.000	0.333	0.897	0.907	0.000	0.907	0.944	0.875	0.000	0.950	0.925
Entering Leg	4	0	0	4	61	1118	0	1179	302	21	0	323	1506
Exiting Leg													82
Total	86				1481				1445				3012

PDI File #: **186391 C**  
 Location: **N: 91 Hartwell Avenue**  
 Location: **E: Hartwell Avenue W: Hartwell Avenue**  
 City, State: **Lexington, MA**  
 Client: **Vanasse & Associates/ S. Kelly**  
 Site Code: **TBA**  
 Count Date: **Wednesday, August 01, 2018**  
 Start Time: **7:00 AM**  
 End Time: **9:00 AM**  
 Class:



46 Morton Street, Framingham, MA 01702  
 Office: 508-875-0100 Fax: 508-875-0118  
 Email: datarequests@pdillc.com

**Heavy Vehicles-Combined (Buses, Single-Unit Trucks, Articulated Trucks)**

	91 Hartwell Avenue				Hartwell Avenue				Hartwell Avenue				Total
	from North				from East				from West				
	Right	Left	U-Turn	Total	Right	Thru	U-Turn	Total	Thru	Left	U-Turn	Total	
7:00 AM	0	0	0	0	0	1	0	1	4	0	0	4	5
7:15 AM	0	0	0	0	0	0	0	0	0	0	0	0	0
7:30 AM	0	0	0	0	0	2	0	2	3	0	0	3	5
7:45 AM	0	1	0	1	0	2	0	2	0	0	0	0	3
Total	0	1	0	1	0	5	0	5	7	0	0	7	13
8:00 AM	0	0	0	0	0	1	0	1	0	0	0	0	1
8:15 AM	0	0	0	0	0	1	0	1	2	0	0	2	3
8:30 AM	0	0	0	0	0	1	0	1	2	0	0	2	3
8:45 AM	0	0	0	0	0	2	0	2	2	0	0	2	4
Total	0	0	0	0	0	5	0	5	6	0	0	6	11
Grand Total	0	1	0	1	0	10	0	10	13	0	0	13	24
Approach %	0.0	100.0	0.0		0.0	100.0	0.0		100.0	0.0	0.0		
Total %	0.0	4.2	0.0	4.2	0.0	41.7	0.0	41.7	54.2	0.0	0.0	54.2	
Exiting Leg Total	0				14				10				24
Buses	0	1	0	1	0	1	0	1	1	0	0	1	3
% Buses	0.0	100.0	0.0	100.0	0.0	10.0	0.0	10.0	7.7	0.0	0.0	7.7	12.5
Exiting Leg Total	0				2				1				3
Single-Unit Trucks	0	0	0	0	0	9	0	9	11	0	0	11	20
% Single-Unit	0.0	0.0	0.0	0.0	0.0	90.0	0.0	90.0	84.6	0.0	0.0	84.6	83.3
Exiting Leg Total	0				11				9				20
Articulated Trucks	0	0	0	0	0	0	0	0	1	0	0	1	1
% Articulated	0.0	0.0	0.0	0.0	0.0	0.0	0.0	0.0	7.7	0.0	0.0	7.7	4.2
Exiting Leg Total	0				1				0				1

Peak Hour Analysis from 07:00 AM to 09:00 AM begins at:

	91 Hartwell Avenue				Hartwell Avenue				Hartwell Avenue				Total
	from North				from East				from West				
	Right	Left	U-Turn	Total	Right	Thru	U-Turn	Total	Thru	Left	U-Turn	Total	
7:00 AM	0	0	0	0	0	1	0	1	4	0	0	4	5
7:15 AM	0	0	0	0	0	0	0	0	0	0	0	0	0
7:30 AM	0	0	0	0	0	2	0	2	3	0	0	3	5
7:45 AM	0	1	0	1	0	2	0	2	0	0	0	0	3
Total Volume	0	1	0	1	0	5	0	5	7	0	0	7	13
% Approach Total	0.0	100.0	0.0		0.0	100.0	0.0		100.0	0.0	0.0		
PHF	0.000	0.250	0.000	0.250	0.000	0.625	0.000	0.625	0.438	0.000	0.000	0.438	0.650
Buses	0	1	0	1	0	0	0	0	1	0	0	1	2
Buses %	0.0	100.0	0.0	100.0	0.0	0.0	0.0	0.0	14.3	0.0	0.0	14.3	15.4
Single-Unit Trucks	0	0	0	0	0	5	0	5	6	0	0	6	11
Single-Unit %	0.0	0.0	0.0	0.0	0.0	100.0	0.0	100.0	85.7	0.0	0.0	85.7	84.6
Articulated Trucks	0	0	0	0	0	0	0	0	0	0	0	0	0
Articulated %	0.0	0.0	0.0	0.0	0.0	0.0	0.0	0.0	0.0	0.0	0.0	0.0	0.0
Buses	0	1	0	1	0	0	0	0	1	0	0	1	2
Single-Unit Trucks	0	0	0	0	0	5	0	5	6	0	0	6	11
Articulated Trucks	0	0	0	0	0	0	0	0	0	0	0	0	0
Total Entering Leg	0	1	0	1	0	5	0	5	7	0	0	7	13
Buses	0				2				0				2
Single-Unit Trucks	0				6				5				11
Articulated Trucks	0				0				0				0
Total Exiting Leg	0				8				5				13

PDI File #: **186391 C**  
 Location: **N: 91 Hartwell Avenue**  
 Location: **E: Hartwell Avenue W: Hartwell Avenue**  
 City, State: **Lexington, MA**  
 Client: **Vanasse & Associates/ S. Kelly**  
 Site Code: **TBA**  
 Count Date: **Wednesday, August 01, 2018**  
 Start Time: **7:00 AM**  
 End Time: **9:00 AM**  
 Class:



**Cars**

	91 Hartwell Avenue				Hartwell Avenue				Hartwell Avenue				Total
	from North				from East				from West				
	Right	Left	U-Turn	Total	Right	Thru	U-Turn	Total	Thru	Left	U-Turn	Total	
7:00 AM	0	0	0	0	5	218	0	223	46	2	0	48	271
7:15 AM	1	0	0	1	7	283	0	290	32	4	0	36	327
7:30 AM	1	0	0	1	8	261	0	269	66	3	0	69	339
7:45 AM	0	1	0	1	16	271	0	287	50	8	0	58	346
Total	2	1	0	3	36	1033	0	1069	194	17	0	211	1283
8:00 AM	1	0	0	1	16	291	0	307	67	4	0	71	379
8:15 AM	0	0	0	0	12	252	0	264	69	6	0	75	339
8:30 AM	3	0	0	3	15	250	0	265	66	6	0	72	340
8:45 AM	0	0	0	0	16	265	0	281	71	5	0	76	357
Total	4	0	0	4	59	1058	0	1117	273	21	0	294	1415
Grand Total	6	1	0	7	95	2091	0	2186	467	38	0	505	2698
Approach %	85.7	14.3	0.0		4.3	95.7	0.0		92.5	7.5	0.0		
Total %	0.2	0.0	0.0	0.3	3.5	77.5	0.0	81.0	17.3	1.4	0.0	18.7	
Exiting Leg Total	133				468				2097				2698

Peak Hour Analysis from 07:00 AM to 09:00 AM begins at:

	91 Hartwell Avenue				Hartwell Avenue				Hartwell Avenue				Total		
	from North				from East				from West						
	Right	Left	U-Turn	Total	Right	Thru	U-Turn	Total	Thru	Left	U-Turn	Total			
8:00 AM	1	0	0	1	16	291	0	307	67	4	0	71	379		
8:15 AM	0	0	0	0	12	252	0	264	69	6	0	75	339		
8:30 AM	3	0	0	3	15	250	0	265	66	6	0	72	340		
8:45 AM	0	0	0	0	16	265	0	281	71	5	0	76	357		
Total Volume	4	0	0	4	59	1058	0	1117	273	21	0	294	1415		
% Approach Total	100.0	0.0	0.0		5.3	94.7	0.0		92.9	7.1	0.0				
PHF	0.333	0.000	0.000	0.333	0.922	0.909	0.000	0.910	0.961	0.875	0.000	0.967	0.933		
Entering Leg	4	0	0	4	59	1058	0	1117	273	21	0	294	1415		
Exiting Leg													80	1062	1415
Total	84				1390				1356				2830		

PDI File #: **186391 C**  
 Location: **N: 91 Hartwell Avenue**  
 Location: **E: Hartwell Avenue W: Hartwell Avenue**  
 City, State: **Lexington, MA**  
 Client: **Vanasse & Associates/ S. Kelly**  
 Site Code: **TBA**  
 Count Date: **Wednesday, August 01, 2018**  
 Start Time: **7:00 AM**  
 End Time: **9:00 AM**  
 Class:



46 Morton Street, Framingham, MA 01702  
 Office: 508-875-0100 Fax: 508-875-0118  
 Email: datarequests@pdillc.com

**Light Goods Vehicle**

	91 Hartwell Avenue				Hartwell Avenue				Hartwell Avenue				Total			
	from North				from East				from West							
	Right	Left	U-Turn	Total	Right	Thru	U-Turn	Total	Thru	Left	U-Turn	Total				
7:00 AM	0	0	0	0	0	24	0	24	4	0	0	4	28			
7:15 AM	0	0	0	0	0	10	0	10	7	0	0	7	17			
7:30 AM	0	0	0	0	0	14	0	14	7	0	0	7	21			
7:45 AM	0	0	0	0	1	11	0	12	6	0	0	6	18			
Total	0	0	0	0	1	59	0	60	24	0	0	24	84			
8:00 AM	0	0	0	0	1	17	0	18	10	0	0	10	28			
8:15 AM	0	0	0	0	0	17	0	17	6	0	0	6	23			
8:30 AM	0	0	0	0	1	9	0	10	4	0	0	4	14			
8:45 AM	0	0	0	0	0	16	0	16	9	0	0	9	25			
Total	0	0	0	0	2	59	0	61	29	0	0	29	90			
Grand Total	0	0	0	0	3	118	0	121	53	0	0	53	174			
Approach %	0.0	0.0	0.0		2.5	97.5	0.0		100.0	0.0	0.0					
Total %	0.0	0.0	0.0	0.0	1.7	67.8	0.0	69.5	30.5	0.0	0.0	30.5				
Exiting Leg Total					3					53					118	174

Peak Hour Analysis from 07:00 AM to 09:00 AM begins at:

	91 Hartwell Avenue				Hartwell Avenue				Hartwell Avenue				Total			
	from North				from East				from West							
	Right	Left	U-Turn	Total	Right	Thru	U-Turn	Total	Thru	Left	U-Turn	Total				
7:30 AM	0	0	0	0	0	14	0	14	7	0	0	7	21			
7:45 AM	0	0	0	0	1	11	0	12	6	0	0	6	18			
8:00 AM	0	0	0	0	1	17	0	18	10	0	0	10	28			
8:15 AM	0	0	0	0	0	17	0	17	6	0	0	6	23			
Total Volume	0	0	0	0	2	59	0	61	29	0	0	29	90			
% Approach Total	0.0	0.0	0.0		3.3	96.7	0.0		100.0	0.0	0.0					
PHF	0.000	0.000	0.000	0.000	0.500	0.868	0.000	0.847	0.725	0.000	0.000	0.725	0.804			
Entering Leg	0	0	0	0	2	59	0	61	29	0	0	29	90			
Exiting Leg					2					29					59	
Total					2					90					88	180

PDI File #: **186391 C**  
 Location: **N: 91 Hartwell Avenue**  
 Location: **E: Hartwell Avenue W: Hartwell Avenue**  
 City, State: **Lexington, MA**  
 Client: **Vanasse & Associates/ S. Kelly**  
 Site Code: **TBA**  
 Count Date: **Wednesday, August 01, 2018**  
 Start Time: **7:00 AM**  
 End Time: **9:00 AM**  
 Class:



46 Morton Street, Framingham, MA 01702  
 Office: 508-875-0100 Fax: 508-875-0118  
 Email: datarequests@pdillc.com

**Buses**

	91 Hartwell Avenue				Hartwell Avenue				Hartwell Avenue				Total	
	from North				from East				from West					
	Right	Left	U-Turn	Total	Right	Thru	U-Turn	Total	Thru	Left	U-Turn	Total		
7:00 AM	0	0	0	0	0	0	0	0	0	1	0	0	1	1
7:15 AM	0	0	0	0	0	0	0	0	0	0	0	0	0	0
7:30 AM	0	0	0	0	0	0	0	0	0	0	0	0	0	0
7:45 AM	0	1	0	1	0	0	0	0	0	0	0	0	0	1
Total	0	1	0	1	0	0	0	0	0	1	0	0	1	2
8:00 AM	0	0	0	0	0	0	0	0	0	0	0	0	0	0
8:15 AM	0	0	0	0	0	0	0	0	0	0	0	0	0	0
8:30 AM	0	0	0	0	0	1	0	1	0	0	0	0	0	1
8:45 AM	0	0	0	0	0	0	0	0	0	0	0	0	0	0
Total	0	0	0	0	0	1	0	1	0	0	0	0	0	1
Grand Total	0	1	0	1	0	1	0	1	1	0	0	1	3	3
Approach %	0.0	100.0	0.0		0.0	100.0	0.0		100.0	0.0	0.0			
Total %	0.0	33.3	0.0	33.3	0.0	33.3	0.0	33.3	33.3	0.0	0.0	33.3		
Exiting Leg Total	0				2				1				3	

Peak Hour Analysis from 07:00 AM to 09:00 AM begins at:

	91 Hartwell Avenue				Hartwell Avenue				Hartwell Avenue				Total	
	from North				from East				from West					
	Right	Left	U-Turn	Total	Right	Thru	U-Turn	Total	Thru	Left	U-Turn	Total		
7:00 AM	0	0	0	0	0	0	0	0	0	1	0	0	1	1
7:15 AM	0	0	0	0	0	0	0	0	0	0	0	0	0	0
7:30 AM	0	0	0	0	0	0	0	0	0	0	0	0	0	0
7:45 AM	0	1	0	1	0	0	0	0	0	0	0	0	0	1
Total Volume	0	1	0	1	0	0	0	0	0	1	0	0	1	2
% Approach Total	0.0	100.0	0.0		0.0	0.0	0.0		100.0	0.0	0.0			
PHF	0.000	0.250	0.000	0.250	0.000	0.000	0.000	0.000	0.250	0.000	0.000	0.250	0.500	
Entering Leg	0	1	0	1	0	0	0	0	1	0	0	1	2	
Exiting Leg	0				2				0				2	
Total	1				2				1				4	

PDI File #: **186391 C**  
 Location: **N: 91 Hartwell Avenue**  
 Location: **E: Hartwell Avenue W: Hartwell Avenue**  
 City, State: **Lexington, MA**  
 Client: **Vanasse & Associates/ S. Kelly**  
 Site Code: **TBA**  
 Count Date: **Wednesday, August 01, 2018**  
 Start Time: **7:00 AM**  
 End Time: **9:00 AM**  
 Class:



46 Morton Street, Framingham, MA 01702  
 Office: 508-875-0100 Fax: 508-875-0118  
 Email: datarequests@pdillc.com

**Single-Unit Trucks**

	91 Hartwell Avenue				Hartwell Avenue				Hartwell Avenue				Total
	from North				from East				from West				
	Right	Left	U-Turn	Total	Right	Thru	U-Turn	Total	Thru	Left	U-Turn	Total	
7:00 AM	0	0	0	0	0	1	0	1	3	0	0	3	4
7:15 AM	0	0	0	0	0	0	0	0	0	0	0	0	0
7:30 AM	0	0	0	0	0	2	0	2	3	0	0	3	5
7:45 AM	0	0	0	0	0	2	0	2	0	0	0	0	2
<b>Total</b>	0	0	0	0	0	5	0	5	6	0	0	6	11
8:00 AM	0	0	0	0	0	1	0	1	0	0	0	0	1
8:15 AM	0	0	0	0	0	1	0	1	1	0	0	1	2
8:30 AM	0	0	0	0	0	0	0	0	2	0	0	2	2
8:45 AM	0	0	0	0	0	2	0	2	2	0	0	2	4
<b>Total</b>	0	0	0	0	0	4	0	4	5	0	0	5	9
<b>Grand Total</b>	0	0	0	0	0	9	0	9	11	0	0	11	20
Approach %	0.0	0.0	0.0		0.0	100.0	0.0		100.0	0.0	0.0		
Total %	0.0	0.0	0.0	0.0	0.0	45.0	0.0	45.0	55.0	0.0	0.0	55.0	
Exiting Leg Total	0				11				9				20

Peak Hour Analysis from 07:00 AM to 09:00 AM begins at:

	91 Hartwell Avenue				Hartwell Avenue				Hartwell Avenue				Total
	from North				from East				from West				
	Right	Left	U-Turn	Total	Right	Thru	U-Turn	Total	Thru	Left	U-Turn	Total	
7:00 AM	0	0	0	0	0	1	0	1	3	0	0	3	4
7:15 AM	0	0	0	0	0	0	0	0	0	0	0	0	0
7:30 AM	0	0	0	0	0	2	0	2	3	0	0	3	5
7:45 AM	0	0	0	0	0	2	0	2	0	0	0	0	2
<b>Total Volume</b>	0	0	0	0	0	5	0	5	6	0	0	6	11
<b>% Approach Total</b>	0.0	0.0	0.0		0.0	100.0	0.0		100.0	0.0	0.0		
PHF	0.000	0.000	0.000	0.000	0.000	0.625	0.000	0.625	0.500	0.000	0.000	0.500	0.550
Entering Leg	0	0	0	0	0	5	0	5	6	0	0	6	11
Exiting Leg	0				6				5				11
<b>Total</b>	0				11				11				22

PDI File #: **186391 C**  
 Location: **N: 91 Hartwell Avenue**  
 Location: **E: Hartwell Avenue W: Hartwell Avenue**  
 City, State: **Lexington, MA**  
 Client: **Vanasse & Associates/ S. Kelly**  
 Site Code: **TBA**  
 Count Date: **Wednesday, August 01, 2018**  
 Start Time: **7:00 AM**  
 End Time: **9:00 AM**  
 Class:



46 Morton Street, Framingham, MA 01702  
 Office: 508-875-0100 Fax: 508-875-0118  
 Email: datarequests@pdillc.com

**Articulated Trucks**


	91 Hartwell Avenue				Hartwell Avenue				Hartwell Avenue				Total	
	from North				from East				from West					
	Right	Left	U-Turn	Total	Right	Thru	U-Turn	Total	Thru	Left	U-Turn	Total		
7:00 AM	0	0	0	0	0	0	0	0	0	0	0	0	0	0
7:15 AM	0	0	0	0	0	0	0	0	0	0	0	0	0	0
7:30 AM	0	0	0	0	0	0	0	0	0	0	0	0	0	0
7:45 AM	0	0	0	0	0	0	0	0	0	0	0	0	0	0
Total	0	0	0	0	0	0	0	0	0	0	0	0	0	0
8:00 AM	0	0	0	0	0	0	0	0	0	0	0	0	0	0
8:15 AM	0	0	0	0	0	0	0	0	1	0	0	1	1	1
8:30 AM	0	0	0	0	0	0	0	0	0	0	0	0	0	0
8:45 AM	0	0	0	0	0	0	0	0	0	0	0	0	0	0
Total	0	0	0	0	0	0	0	0	1	0	0	1	1	1
Grand Total	0	0	0	0	0	0	0	0	1	0	0	1	1	1
Approach %	0.0	0.0	0.0		0.0	0.0	0.0		100.0	0.0	0.0			
Total %	0.0	0.0	0.0	0.0	0.0	0.0	0.0	0.0	100.0	0.0	0.0	100.0		
Exiting Leg Total	0				1				0				1	

Peak Hour Analysis from 07:00 AM to 09:00 AM begins at:

	91 Hartwell Avenue				Hartwell Avenue				Hartwell Avenue				Total	
	from North				from East				from West					
	Right	Left	U-Turn	Total	Right	Thru	U-Turn	Total	Thru	Left	U-Turn	Total		
7:30 AM	0	0	0	0	0	0	0	0	0	0	0	0	0	0
7:45 AM	0	0	0	0	0	0	0	0	0	0	0	0	0	0
8:00 AM	0	0	0	0	0	0	0	0	0	0	0	0	0	0
8:15 AM	0	0	0	0	0	0	0	0	1	0	0	1	1	1
Total Volume	0	0	0	0	0	0	0	0	1	0	0	1	1	1
% Approach Total	0.0	0.0	0.0		0.0	0.0	0.0		100.0	0.0	0.0			
PHF	0.000	0.000	0.000	0.000	0.000	0.000	0.000	0.000	0.250	0.000	0.000	0.250	0.250	0.250
Entering Leg	0	0	0	0	0	0	0	0	1	0	0	1	1	1
Exiting Leg	0				1				0				1	
Total	0				1				1				2	



PDI File #: 186391 C  
 Location: N: 91 Hartwell Avenue  
 Location: E: Hartwell Avenue W: Hartwell Avenue  
 City, State: Lexington, MA  
 Client: Vanasse & Associates/ S. Kelly  
 Site Code: TBA  
 Count Date: Wednesday, August 01, 2018  
 Start Time: 7:00 AM  
 End Time: 9:00 AM  
 Class:



46 Morton Street, Framingham, MA 01702  
 Office: 508-875-0100 Fax: 508-875-0118  
 Email: datarequests@pdillc.com


**Bicycles (on Roadway and Crosswalks)**

	91 Hartwell Avenue						Hartwell Avenue						Hartwell Avenue						Total	
	from North						from East						from West							
	Right	Left	U-Turn	CW-EB	CW-WB	Total	Right	Thru	U-Turn	CW-SB	CW-NB	Total	Thru	Left	U-Turn	CW-NB	CW-SB	Total		
7:00 AM	0	0	0	0	0	0	0	3	0	0	0	3	0	0	0	0	0	0	0	3
7:15 AM	0	0	0	0	0	0	1	2	0	0	0	3	1	0	0	0	0	0	1	4
7:30 AM	0	0	0	0	0	0	0	1	0	0	0	1	0	0	0	0	0	0	0	1
7:45 AM	0	0	0	0	0	0	0	2	0	0	0	2	0	0	0	0	0	0	0	2
Total	0	0	0	0	0	0	1	8	0	0	0	9	1	0	0	0	0	0	1	10
8:00 AM	0	0	0	0	0	0	0	4	0	0	0	4	0	0	0	0	0	0	0	4
8:15 AM	0	0	0	0	0	0	0	7	0	0	0	7	0	0	0	0	0	0	0	7
8:30 AM	0	0	0	0	0	0	0	7	0	0	0	7	0	0	0	0	0	0	0	7
8:45 AM	0	0	0	0	0	0	1	3	0	0	0	4	0	0	0	0	0	0	0	4
Total	0	0	0	0	0	0	1	21	0	0	0	22	0	0	0	0	0	0	0	22
Grand Total	0	0	0	0	0	0	2	29	0	0	0	31	1	0	0	0	0	0	1	32
Approach %	0.0	0.0	0.0	0.0	0.0	0.0	6.5	93.5	0.0	0.0	0.0	31	100.0	0.0	0.0	0.0	0.0	0.0	31	
Total %	0.0	0.0	0.0	0.0	0.0	0.0	6.3	90.6	0.0	0.0	0.0	96.9	3.1	0.0	0.0	0.0	0.0	0.0	3.1	
Exiting Leg Total	2						1						29						32	

Peak Hour Analysis from 07:00 AM to 09:00 AM begins at:

8:00 AM	91 Hartwell Avenue						Hartwell Avenue						Hartwell Avenue						Total	
	from North						from East						from West							
	Right	Left	U-Turn	CW-EB	CW-WB	Total	Right	Thru	U-Turn	CW-SB	CW-NB	Total	Thru	Left	U-Turn	CW-NB	CW-SB	Total		
8:00 AM	0	0	0	0	0	0	0	4	0	0	0	4	0	0	0	0	0	0	0	4
8:15 AM	0	0	0	0	0	0	0	7	0	0	0	7	0	0	0	0	0	0	0	7
8:30 AM	0	0	0	0	0	0	0	7	0	0	0	7	0	0	0	0	0	0	0	7
8:45 AM	0	0	0	0	0	0	1	3	0	0	0	4	0	0	0	0	0	0	0	4
Total Volume	0	0	0	0	0	0	1	21	0	0	0	22	0	0	0	0	0	0	0	22
% Approach Total	0.0	0.0	0.0	0.0	0.0	0.0	4.5	95.5	0.0	0.0	0.0	22	0.0	0.0	0.0	0.0	0.0	0.0	22	
PHF	0.000	0.000	0.000	0.000	0.000	0.000	0.250	0.750	0.000	0.000	0.000	0.786	0.000	0.000	0.000	0.000	0.000	0.000	0.786	
Entering Leg	0						1						21						22	
Exiting Leg	1						0						21						22	
Total	1						22						21						44	

PDI File #: 186391 C  
 Location: N: 91 Hartwell Avenue  
 Location: E: Hartwell Avenue W: Hartwell Avenue  
 City, State: Lexington, MA  
 Client: Vanasse & Associates/ S. Kelly  
 Site Code: TBA  
 Count Date: Wednesday, August 01, 2018  
 Start Time: 7:00 AM  
 End Time: 9:00 AM  
 Class:



46 Morton Street, Framingham, MA 01702  
 Office: 508-875-0100 Fax: 508-875-0118  
 Email: datarequests@pdillc.com


**Pedestrians**

	91 Hartwell Avenue						Hartwell Avenue						Hartwell Avenue						Total
	from North						from East						from West						
	Right	Left	U-Turn	CW-EB	CW-WB	Total	Right	Thru	U-Turn	CW-SB	CW-NB	Total	Thru	Left	U-Turn	CW-NB	CW-SB	Total	
7:00 AM	0	0	0	0	0	0	0	0	0	0	0	0	0	0	0	0	0	0	0
7:15 AM	0	0	0	0	0	0	0	0	0	0	0	0	0	0	0	0	0	0	0
7:30 AM	0	0	0	0	0	0	0	0	0	0	0	0	0	0	0	0	0	0	0
7:45 AM	0	0	0	0	0	0	0	0	0	0	0	0	0	0	0	0	0	0	0
Total	0	0	0	0	0	0	0	0	0	0	0	0	0	0	0	0	0	0	0
8:00 AM	0	0	0	0	0	0	0	0	0	0	0	0	0	0	0	0	0	0	0
8:15 AM	0	0	0	0	0	0	0	0	0	0	0	0	0	0	0	0	0	0	0
8:30 AM	0	0	0	0	0	0	0	0	0	0	0	0	0	0	0	0	0	0	0
8:45 AM	0	0	0	0	0	0	0	0	0	0	0	0	0	0	0	0	0	0	0
Total	0	0	0	0	0	0	0	0	0	0	0	0	0	0	0	0	0	0	0
Grand Total	0	0	0	0	0	0	0	0	0	0	0	0	0	0	0	0	0	0	0
Approach %	0	0	0	0	0	0	0	0	0	0	0	0	0	0	0	0	0	0	0
Total %	0	0	0	0	0	0	0	0	0	0	0	0	0	0	0	0	0	0	0
Exiting Leg Total	0						0						0						0

Peak Hour Analysis from 07:00 AM to 09:00 AM begins at:

7:00 AM	91 Hartwell Avenue						Hartwell Avenue						Hartwell Avenue						Total
	from North						from East						from West						
	Right	Left	U-Turn	CW-EB	CW-WB	Total	Right	Thru	U-Turn	CW-SB	CW-NB	Total	Thru	Left	U-Turn	CW-NB	CW-SB	Total	
7:00 AM	0	0	0	0	0	0	0	0	0	0	0	0	0	0	0	0	0	0	0
7:15 AM	0	0	0	0	0	0	0	0	0	0	0	0	0	0	0	0	0	0	0
7:30 AM	0	0	0	0	0	0	0	0	0	0	0	0	0	0	0	0	0	0	0
7:45 AM	0	0	0	0	0	0	0	0	0	0	0	0	0	0	0	0	0	0	0
Total Volume	0	0	0	0	0	0	0	0	0	0	0	0	0	0	0	0	0	0	0
% Approach Total	0.0	0.0	0.0	0.0	0.0	0.0	0.0	0.0	0.0	0.0	0.0	0.0	0.0	0.0	0.0	0.0	0.0	0.0	0.000
PHF	0.000	0.000	0.000	0.000	0.000	0.000	0.000	0.000	0.000	0.000	0.000	0.000	0.000	0.000	0.000	0.000	0.000	0.000	0.000
Entering Leg	0	0	0	0	0	0	0	0	0	0	0	0	0	0	0	0	0	0	0
Exiting Leg	0						0						0						0
Total	0						0						0						0

PDI File #: **186391 C**  
 Location: **N: 91 Hartwell Avenue**  
 Location: **E: Hartwell Avenue W: Hartwell Avenue**  
 City, State: **Lexington, MA**  
 Client: **Vanasse & Associates/ S. Kelly**  
 Site Code: **TBA**  
 Count Date: **Wednesday, August 01, 2018**  
 Start Time: **4:00 PM**  
 End Time: **6:00 PM**  
 Class:



46 Morton Street, Framingham, MA 01702  
 Office: 508-875-0100 Fax: 508-875-0118  
 Email: datarequests@pdillc.com


**Cars and Heavy Vehicles (Combined)**

	91 Hartwell Avenue				Hartwell Avenue				Hartwell Avenue				Total
	from North				from East				from West				
	Right	Left	U-Turn	Total	Right	Thru	U-Turn	Total	Thru	Left	U-Turn	Total	
4:00 PM	4	13	0	17	0	73	0	73	327	2	0	329	419
4:15 PM	2	10	0	12	2	77	0	79	338	1	0	339	430
4:30 PM	5	9	0	14	3	83	0	86	315	0	0	315	415
4:45 PM	3	12	0	15	2	72	0	74	303	1	0	304	393
<b>Total</b>	<b>14</b>	<b>44</b>	<b>0</b>	<b>58</b>	<b>7</b>	<b>305</b>	<b>0</b>	<b>312</b>	<b>1283</b>	<b>4</b>	<b>0</b>	<b>1287</b>	<b>1657</b>
5:00 PM	3	21	0	24	0	101	0	101	285	0	0	285	410
5:15 PM	6	8	0	14	1	107	0	108	250	1	0	251	373
5:30 PM	8	18	0	26	1	94	0	95	243	0	0	243	364
5:45 PM	8	9	0	17	1	70	0	71	205	0	0	205	293
<b>Total</b>	<b>25</b>	<b>56</b>	<b>0</b>	<b>81</b>	<b>3</b>	<b>372</b>	<b>0</b>	<b>375</b>	<b>983</b>	<b>1</b>	<b>0</b>	<b>984</b>	<b>1440</b>
Grand Total	39	100	0	139	10	677	0	687	2266	5	0	2271	3097
Approach %	28.1	71.9	0.0		1.5	98.5	0.0		99.8	0.2	0.0		
Total %	1.3	3.2	0.0	4.5	0.3	21.9	0.0	22.2	73.2	0.2	0.0	73.3	
Exiting Leg Total				15				2366				716	3097
Cars	38	99	0	137	8	669	0	677	2251	5	0	2256	3070
% Cars	97.4	99.0	0.0	98.6	80.0	98.8	0.0	98.5	99.3	100.0	0.0	99.3	99.1
Exiting Leg Total				13				2350				707	3070
Heavy Vehicles	1	1	0	2	2	8	0	10	15	0	0	15	27
% Heavy Vehicles	2.6	1.0	0.0	1.4	20.0	1.2	0.0	1.5	0.7	0.0	0.0	0.7	0.9
Exiting Leg Total				2				16				9	27

Peak Hour Analysis from 04:00 PM to 06:00 PM begins at:

4:00 PM	91 Hartwell Avenue				Hartwell Avenue				Hartwell Avenue				Total
	from North				from East				from West				
	Right	Left	U-Turn	Total	Right	Thru	U-Turn	Total	Thru	Left	U-Turn	Total	
4:00 PM	4	13	0	17	0	73	0	73	327	2	0	329	419
4:15 PM	2	10	0	12	2	77	0	79	338	1	0	339	430
4:30 PM	5	9	0	14	3	83	0	86	315	0	0	315	415
4:45 PM	3	12	0	15	2	72	0	74	303	1	0	304	393
Total Volume	14	44	0	58	7	305	0	312	1283	4	0	1287	1657
% Approach Total	24.1	75.9	0.0		2.2	97.8	0.0		99.7	0.3	0.0		
PHF	0.700	0.846	0.000	0.853	0.583	0.919	0.000	0.907	0.949	0.500	0.000	0.949	0.963
Cars	14	43	0	57	6	301	0	307	1275	4	0	1279	1643
Cars %	100.0	97.7	0.0	98.3	85.7	98.7	0.0	98.4	99.4	100.0	0.0	99.4	99.2
Heavy Vehicles	0	1	0	1	1	4	0	5	8	0	0	8	14
Heavy Vehicles %	0.0	2.3	0.0	1.7	14.3	1.3	0.0	1.6	0.6	0.0	0.0	0.6	0.8
Cars Enter Leg	14	43	0	57	6	301	0	307	1275	4	0	1279	1643
Heavy Enter Leg	0	1	0	1	1	4	0	5	8	0	0	8	14
Total Entering Leg	14	44	0	58	7	305	0	312	1283	4	0	1287	1657
Cars Exiting Leg				10				1318				315	1643
Heavy Exiting Leg				1				9				4	14
Total Exiting Leg				11				1327				319	1657

PDI File #: **186391 C**  
 Location: **N: 91 Hartwell Avenue**  
 Location: **E: Hartwell Avenue W: Hartwell Avenue**  
 City, State: **Lexington, MA**  
 Client: **Vanasse & Associates/ S. Kelly**  
 Site Code: **TBA**  
 Count Date: **Wednesday, August 01, 2018**  
 Start Time: **4:00 PM**  
 End Time: **6:00 PM**  
 Class:



46 Morton Street, Framingham, MA 01702  
 Office: 508-875-0100 Fax: 508-875-0118  
 Email: datarequests@pdillc.com

**Cars-Combined (Motorcycles, Cars, Light Goods)**

	91 Hartwell Avenue				Hartwell Avenue				Hartwell Avenue				Total
	from North				from East				from West				
	Right	Left	U-Turn	Total	Right	Thru	U-Turn	Total	Thru	Left	U-Turn	Total	
4:00 PM	4	13	0	17	0	72	0	72	325	2	0	327	416
4:15 PM	2	9	0	11	1	77	0	78	336	1	0	337	426
4:30 PM	5	9	0	14	3	80	0	83	313	0	0	313	410
4:45 PM	3	12	0	15	2	72	0	74	301	1	0	302	391
<b>Total</b>	<b>14</b>	<b>43</b>	<b>0</b>	<b>57</b>	<b>6</b>	<b>301</b>	<b>0</b>	<b>307</b>	<b>1275</b>	<b>4</b>	<b>0</b>	<b>1279</b>	<b>1643</b>
5:00 PM	3	21	0	24	0	100	0	100	284	0	0	284	408
5:15 PM	6	8	0	14	1	106	0	107	248	1	0	249	370
5:30 PM	7	18	0	25	0	93	0	93	242	0	0	242	360
5:45 PM	8	9	0	17	1	69	0	70	202	0	0	202	289
<b>Total</b>	<b>24</b>	<b>56</b>	<b>0</b>	<b>80</b>	<b>2</b>	<b>368</b>	<b>0</b>	<b>370</b>	<b>976</b>	<b>1</b>	<b>0</b>	<b>977</b>	<b>1427</b>
Grand Total	38	99	0	137	8	669	0	677	2251	5	0	2256	3070
Approach %	27.7	72.3	0.0		1.2	98.8	0.0		99.8	0.2	0.0		
Total %	1.2	3.2	0.0	4.5	0.3	21.8	0.0	22.1	73.3	0.2	0.0	73.5	
Exiting Leg Total				13				2350				707	3070

Peak Hour Analysis from 04:00 PM to 06:00 PM begins at:

	91 Hartwell Avenue				Hartwell Avenue				Hartwell Avenue				Total
	from North				from East				from West				
	Right	Left	U-Turn	Total	Right	Thru	U-Turn	Total	Thru	Left	U-Turn	Total	
4:00 PM	4	13	0	17	0	72	0	72	325	2	0	327	416
4:15 PM	2	9	0	11	1	77	0	78	336	1	0	337	426
4:30 PM	5	9	0	14	3	80	0	83	313	0	0	313	410
4:45 PM	3	12	0	15	2	72	0	74	301	1	0	302	391
Total Volume	14	43	0	57	6	301	0	307	1275	4	0	1279	1643
% Approach Total	24.6	75.4	0.0		2.0	98.0	0.0		99.7	0.3	0.0		
PHF	0.700	0.827	0.000	0.838	0.500	0.941	0.000	0.925	0.949	0.500	0.000	0.949	0.964
Entering Leg	14	43	0	57	6	301	0	307	1275	4	0	1279	1643
Exiting Leg				10				1318				315	1643
Total				67				1625				1594	3286

PDI File #: **186391 C**  
 Location: **N: 91 Hartwell Avenue**  
 Location: **E: Hartwell Avenue W: Hartwell Avenue**  
 City, State: **Lexington, MA**  
 Client: **Vanasse & Associates/ S. Kelly**  
 Site Code: **TBA**  
 Count Date: **Wednesday, August 01, 2018**  
 Start Time: **4:00 PM**  
 End Time: **6:00 PM**



**Class: Heavy Vehicles-Combined (Buses, Single-Unit Trucks, Articulated Trucks)**

	91 Hartwell Avenue				Hartwell Avenue				Hartwell Avenue				Total
	from North				from East				from West				
	Right	Left	U-Turn	Total	Right	Thru	U-Turn	Total	Thru	Left	U-Turn	Total	
4:00 PM	0	0	0	0	0	1	0	1	2	0	0	2	3
4:15 PM	0	1	0	1	1	0	0	1	2	0	0	2	4
4:30 PM	0	0	0	0	0	3	0	3	2	0	0	2	5
4:45 PM	0	0	0	0	0	0	0	0	2	0	0	2	2
<b>Total</b>	<b>0</b>	<b>1</b>	<b>0</b>	<b>1</b>	<b>1</b>	<b>4</b>	<b>0</b>	<b>5</b>	<b>8</b>	<b>0</b>	<b>0</b>	<b>8</b>	<b>14</b>
5:00 PM	0	0	0	0	0	1	0	1	1	0	0	1	2
5:15 PM	0	0	0	0	0	1	0	1	2	0	0	2	3
5:30 PM	1	0	0	1	1	1	0	2	1	0	0	1	4
5:45 PM	0	0	0	0	0	1	0	1	3	0	0	3	4
<b>Total</b>	<b>1</b>	<b>0</b>	<b>0</b>	<b>1</b>	<b>1</b>	<b>4</b>	<b>0</b>	<b>5</b>	<b>7</b>	<b>0</b>	<b>0</b>	<b>7</b>	<b>13</b>
<b>Grand Total</b>	<b>1</b>	<b>1</b>	<b>0</b>	<b>2</b>	<b>2</b>	<b>8</b>	<b>0</b>	<b>10</b>	<b>15</b>	<b>0</b>	<b>0</b>	<b>15</b>	<b>27</b>
Approach %	50.0	50.0	0.0		20.0	80.0	0.0		100.0	0.0	0.0		
Total %	3.7	3.7	0.0	7.4	7.4	29.6	0.0	37.0	55.6	0.0	0.0	55.6	
Exiting Leg Total	2				16				9				27
Buses	1	0	0	1	2	3	0	5	5	0	0	5	11
% Buses	100.0	0.0	0.0	50.0	100.0	37.5	0.0	50.0	33.3	0.0	0.0	33.3	40.7
Exiting Leg Total	2				5				4				11
Single-Unit Trucks	0	1	0	1	0	5	0	5	10	0	0	10	16
% Single-Unit	0.0	100.0	0.0	50.0	0.0	62.5	0.0	50.0	66.7	0.0	0.0	66.7	59.3
Exiting Leg Total	0				11				5				16
Articulated Trucks	0	0	0	0	0	0	0	0	0	0	0	0	0
% Articulated	0.0	0.0	0.0	0.0	0.0	0.0	0.0	0.0	0.0	0.0	0.0	0.0	0.0
Exiting Leg Total	0				0				0				0

**Peak Hour Analysis from 04:00 PM to 06:00 PM begins at:**

	91 Hartwell Avenue				Hartwell Avenue				Hartwell Avenue				Total
	from North				from East				from West				
	Right	Left	U-Turn	Total	Right	Thru	U-Turn	Total	Thru	Left	U-Turn	Total	
4:00 PM	0	0	0	0	0	1	0	1	2	0	0	2	3
4:15 PM	0	1	0	1	1	0	0	1	2	0	0	2	4
4:30 PM	0	0	0	0	0	3	0	3	2	0	0	2	5
4:45 PM	0	0	0	0	0	0	0	0	2	0	0	2	2
<b>Total Volume</b>	<b>0</b>	<b>1</b>	<b>0</b>	<b>1</b>	<b>1</b>	<b>4</b>	<b>0</b>	<b>5</b>	<b>8</b>	<b>0</b>	<b>0</b>	<b>8</b>	<b>14</b>
% Approach Total	0.0	100.0	0.0		20.0	80.0	0.0		100.0	0.0	0.0		
PHF	0.000	0.250	0.000	0.250	0.250	0.333	0.000	0.417	1.000	0.000	0.000	1.000	0.700
Buses	0	0	0	0	1	1	0	2	1	0	0	1	3
Buses %	0.0	0.0	0.0	0.0	100.0	25.0	0.0	40.0	12.5	0.0	0.0	12.5	21.4
Single-Unit Trucks	0	1	0	1	0	3	0	3	7	0	0	7	11
Single-Unit %	0.0	100.0	0.0	100.0	0.0	75.0	0.0	60.0	87.5	0.0	0.0	87.5	78.6
Articulated Trucks	0	0	0	0	0	0	0	0	0	0	0	0	0
Articulated %	0.0	0.0	0.0	0.0	0.0	0.0	0.0	0.0	0.0	0.0	0.0	0.0	0.0
Buses	0	0	0	0	1	1	0	2	1	0	0	1	3
Single-Unit Trucks	0	1	0	1	0	3	0	3	7	0	0	7	11
Articulated Trucks	0	0	0	0	0	0	0	0	0	0	0	0	0
<b>Total Entering Leg</b>	<b>0</b>	<b>1</b>	<b>0</b>	<b>1</b>	<b>1</b>	<b>4</b>	<b>0</b>	<b>5</b>	<b>8</b>	<b>0</b>	<b>0</b>	<b>8</b>	<b>14</b>
Buses	1				1				1				3
Single-Unit Trucks	0				8				3				11
Articulated Trucks	0				0				0				0
<b>Total Exiting Leg</b>	<b>1</b>				<b>9</b>				<b>4</b>				<b>14</b>

PDI File #: **186391 C**  
 Location: **N: 91 Hartwell Avenue**  
 Location: **E: Hartwell Avenue W: Hartwell Avenue**  
 City, State: **Lexington, MA**  
 Client: **Vanasse & Associates/ S. Kelly**  
 Site Code: **TBA**  
 Count Date: **Wednesday, August 01, 2018**  
 Start Time: **4:00 PM**  
 End Time: **6:00 PM**  
 Class:



46 Morton Street, Framingham, MA 01702  
 Office: 508-875-0100 Fax: 508-875-0118  
 Email: datarequests@pdillc.com

**Cars**

	91 Hartwell Avenue				Hartwell Avenue				Hartwell Avenue				Total
	from North				from East				from West				
	Right	Left	U-Turn	Total	Right	Thru	U-Turn	Total	Thru	Left	U-Turn	Total	
4:00 PM	4	13	0	17	0	65	0	65	290	2	0	292	374
4:15 PM	2	9	0	11	1	69	0	70	310	1	0	311	392
4:30 PM	5	9	0	14	3	72	0	75	302	0	0	302	391
4:45 PM	3	12	0	15	2	69	0	71	287	1	0	288	374
<b>Total</b>	<b>14</b>	<b>43</b>	<b>0</b>	<b>57</b>	<b>6</b>	<b>275</b>	<b>0</b>	<b>281</b>	<b>1189</b>	<b>4</b>	<b>0</b>	<b>1193</b>	<b>1531</b>
5:00 PM	3	19	0	22	0	95	0	95	272	0	0	272	389
5:15 PM	5	7	0	12	0	105	0	105	235	0	0	235	352
5:30 PM	7	18	0	25	0	89	0	89	236	0	0	236	350
5:45 PM	8	9	0	17	1	67	0	68	195	0	0	195	280
<b>Total</b>	<b>23</b>	<b>53</b>	<b>0</b>	<b>76</b>	<b>1</b>	<b>356</b>	<b>0</b>	<b>357</b>	<b>938</b>	<b>0</b>	<b>0</b>	<b>938</b>	<b>1371</b>
<b>Grand Total</b>	<b>37</b>	<b>96</b>	<b>0</b>	<b>133</b>	<b>7</b>	<b>631</b>	<b>0</b>	<b>638</b>	<b>2127</b>	<b>4</b>	<b>0</b>	<b>2131</b>	<b>2902</b>
Approach %	27.8	72.2	0.0		1.1	98.9	0.0		99.8	0.2	0.0		
Total %	1.3	3.3	0.0	4.6	0.2	21.7	0.0	22.0	73.3	0.1	0.0	73.4	
Exiting Leg Total				11				2223				668	2902

Peak Hour Analysis from 04:00 PM to 06:00 PM begins at:

	91 Hartwell Avenue				Hartwell Avenue				Hartwell Avenue				Total
	from North				from East				from West				
	Right	Left	U-Turn	Total	Right	Thru	U-Turn	Total	Thru	Left	U-Turn	Total	
4:15 PM	2	9	0	11	1	69	0	70	310	1	0	311	392
4:30 PM	5	9	0	14	3	72	0	75	302	0	0	302	391
4:45 PM	3	12	0	15	2	69	0	71	287	1	0	288	374
5:00 PM	3	19	0	22	0	95	0	95	272	0	0	272	389
<b>Total Volume</b>	<b>13</b>	<b>49</b>	<b>0</b>	<b>62</b>	<b>6</b>	<b>305</b>	<b>0</b>	<b>311</b>	<b>1171</b>	<b>2</b>	<b>0</b>	<b>1173</b>	<b>1546</b>
% Approach Total	21.0	79.0	0.0		1.9	98.1	0.0		99.8	0.2	0.0		
PHF	0.650	0.645	0.000	0.705	0.500	0.803	0.000	0.818	0.944	0.500	0.000	0.943	0.986
Entering Leg	13	49	0	62	6	305	0	311	1171	2	0	1173	1546
Exiting Leg				8				1220				318	1546
<b>Total</b>				<b>70</b>				<b>1531</b>				<b>1491</b>	<b>3092</b>

PDI File #: **186391 C**  
 Location: **N: 91 Hartwell Avenue**  
 Location: **E: Hartwell Avenue W: Hartwell Avenue**  
 City, State: **Lexington, MA**  
 Client: **Vanasse & Associates/ S. Kelly**  
 Site Code: **TBA**  
 Count Date: **Wednesday, August 01, 2018**  
 Start Time: **4:00 PM**  
 End Time: **6:00 PM**  
 Class:



46 Morton Street, Framingham, MA 01702  
 Office: 508-875-0100 Fax: 508-875-0118  
 Email: datarequests@pdillc.com

**Light Goods Vehicle**

	91 Hartwell Avenue				Hartwell Avenue				Hartwell Avenue				Total
	from North				from East				from West				
	Right	Left	U-Turn	Total	Right	Thru	U-Turn	Total	Thru	Left	U-Turn	Total	
4:00 PM	0	0	0	0	0	7	0	7	32	0	0	32	39
4:15 PM	0	0	0	0	0	8	0	8	25	0	0	25	33
4:30 PM	0	0	0	0	0	8	0	8	11	0	0	11	19
4:45 PM	0	0	0	0	0	3	0	3	14	0	0	14	17
<b>Total</b>	<b>0</b>	<b>0</b>	<b>0</b>	<b>0</b>	<b>0</b>	<b>26</b>	<b>0</b>	<b>26</b>	<b>82</b>	<b>0</b>	<b>0</b>	<b>82</b>	<b>108</b>
5:00 PM	0	2	0	2	0	5	0	5	12	0	0	12	19
5:15 PM	1	1	0	2	1	0	0	1	13	1	0	14	17
5:30 PM	0	0	0	0	0	4	0	4	6	0	0	6	10
5:45 PM	0	0	0	0	0	2	0	2	7	0	0	7	9
<b>Total</b>	<b>1</b>	<b>3</b>	<b>0</b>	<b>4</b>	<b>1</b>	<b>11</b>	<b>0</b>	<b>12</b>	<b>38</b>	<b>1</b>	<b>0</b>	<b>39</b>	<b>55</b>
<b>Grand Total</b>	<b>1</b>	<b>3</b>	<b>0</b>	<b>4</b>	<b>1</b>	<b>37</b>	<b>0</b>	<b>38</b>	<b>120</b>	<b>1</b>	<b>0</b>	<b>121</b>	<b>163</b>
Approach %	25.0	75.0	0.0		2.6	97.4	0.0		99.2	0.8	0.0		
Total %	0.6	1.8	0.0	2.5	0.6	22.7	0.0	23.3	73.6	0.6	0.0	74.2	
Exiting Leg Total				2				123				38	163

Peak Hour Analysis from 04:00 PM to 06:00 PM begins at:

	91 Hartwell Avenue				Hartwell Avenue				Hartwell Avenue				Total
	from North				from East				from West				
	Right	Left	U-Turn	Total	Right	Thru	U-Turn	Total	Thru	Left	U-Turn	Total	
4:00 PM	0	0	0	0	0	7	0	7	32	0	0	32	39
4:15 PM	0	0	0	0	0	8	0	8	25	0	0	25	33
4:30 PM	0	0	0	0	0	8	0	8	11	0	0	11	19
4:45 PM	0	0	0	0	0	3	0	3	14	0	0	14	17
<b>Total Volume</b>	<b>0</b>	<b>0</b>	<b>0</b>	<b>0</b>	<b>0</b>	<b>26</b>	<b>0</b>	<b>26</b>	<b>82</b>	<b>0</b>	<b>0</b>	<b>82</b>	<b>108</b>
% Approach Total	0.0	0.0	0.0		0.0	100.0	0.0		100.0	0.0	0.0		
PHF	0.000	0.000	0.000	0.000	0.000	0.813	0.000	0.813	0.641	0.000	0.000	0.641	0.692
Entering Leg	0	0	0	0	0	26	0	26	82	0	0	82	108
Exiting Leg				0				82				26	108
<b>Total</b>				<b>0</b>				<b>108</b>				<b>108</b>	<b>216</b>

PDI File #: **186391 C**  
 Location: **N: 91 Hartwell Avenue**  
 Location: **E: Hartwell Avenue W: Hartwell Avenue**  
 City, State: **Lexington, MA**  
 Client: **Vanasse & Associates/ S. Kelly**  
 Site Code: **TBA**  
 Count Date: **Wednesday, August 01, 2018**  
 Start Time: **4:00 PM**  
 End Time: **6:00 PM**  
 Class:



46 Morton Street, Framingham, MA 01702  
 Office: 508-875-0100 Fax: 508-875-0118  
 Email: datarequests@pdillc.com

**Buses**


	91 Hartwell Avenue				Hartwell Avenue				Hartwell Avenue				Total
	from North				from East				from West				
	Right	Left	U-Turn	Total	Right	Thru	U-Turn	Total	Thru	Left	U-Turn	Total	
4:00 PM	0	0	0	0	0	0	0	0	0	0	0	0	0
4:15 PM	0	0	0	0	1	0	0	1	1	0	0	1	2
4:30 PM	0	0	0	0	0	1	0	1	0	0	0	0	1
4:45 PM	0	0	0	0	0	0	0	0	0	0	0	0	0
<b>Total</b>	<b>0</b>	<b>0</b>	<b>0</b>	<b>0</b>	<b>1</b>	<b>1</b>	<b>0</b>	<b>2</b>	<b>1</b>	<b>0</b>	<b>0</b>	<b>1</b>	<b>3</b>
5:00 PM	0	0	0	0	0	0	0	0	0	0	0	0	0
5:15 PM	0	0	0	0	0	0	0	0	2	0	0	2	2
5:30 PM	1	0	0	1	1	1	0	2	1	0	0	1	4
5:45 PM	0	0	0	0	0	1	0	1	1	0	0	1	2
<b>Total</b>	<b>1</b>	<b>0</b>	<b>0</b>	<b>1</b>	<b>1</b>	<b>2</b>	<b>0</b>	<b>3</b>	<b>4</b>	<b>0</b>	<b>0</b>	<b>4</b>	<b>8</b>
Grand Total	1	0	0	1	2	3	0	5	5	0	0	5	11
Approach %	100.0	0.0	0.0		40.0	60.0	0.0		100.0	0.0	0.0		
Total %	9.1	0.0	0.0	9.1	18.2	27.3	0.0	45.5	45.5	0.0	0.0	45.5	
Exiting Leg Total				2				5				4	11

Peak Hour Analysis from 04:00 PM to 06:00 PM begins at:

5:00 PM	91 Hartwell Avenue				Hartwell Avenue				Hartwell Avenue				Total
	from North				from East				from West				
	Right	Left	U-Turn	Total	Right	Thru	U-Turn	Total	Thru	Left	U-Turn	Total	
5:00 PM	0	0	0	0	0	0	0	0	0	0	0	0	0
5:15 PM	0	0	0	0	0	0	0	0	2	0	0	2	2
5:30 PM	1	0	0	1	1	1	0	2	1	0	0	1	4
5:45 PM	0	0	0	0	0	1	0	1	1	0	0	1	2
Total Volume	1	0	0	1	1	2	0	3	4	0	0	4	8
% Approach Total	100.0	0.0	0.0		33.3	66.7	0.0		100.0	0.0	0.0		
PHF	0.250	0.000	0.000	0.250	0.250	0.500	0.000	0.375	0.500	0.000	0.000	0.500	0.500
Entering Leg	1	0	0	1	1	2	0	3	4	0	0	4	8
Exiting Leg				1				4				3	8
Total				2				7				7	16



PDI File #: **186391 C**  
 Location: **N: 91 Hartwell Avenue**  
 Location: **E: Hartwell Avenue W: Hartwell Avenue**  
 City, State: **Lexington, MA**  
 Client: **Vanasse & Associates/ S. Kelly**  
 Site Code: **TBA**  
 Count Date: **Wednesday, August 01, 2018**  
 Start Time: **4:00 PM**  
 End Time: **6:00 PM**  
 Class:



46 Morton Street, Framingham, MA 01702  
 Office: 508-875-0100 Fax: 508-875-0118  
 Email: datarequests@pdillc.com


**Single-Unit Trucks**

	91 Hartwell Avenue				Hartwell Avenue				Hartwell Avenue				Total
	from North				from East				from West				
	Right	Left	U-Turn	Total	Right	Thru	U-Turn	Total	Thru	Left	U-Turn	Total	
4:00 PM	0	0	0	0	0	1	0	1	2	0	0	2	3
4:15 PM	0	1	0	1	0	0	0	0	1	0	0	1	2
4:30 PM	0	0	0	0	0	2	0	2	2	0	0	2	4
4:45 PM	0	0	0	0	0	0	0	0	2	0	0	2	2
<b>Total</b>	<b>0</b>	<b>1</b>	<b>0</b>	<b>1</b>	<b>0</b>	<b>3</b>	<b>0</b>	<b>3</b>	<b>7</b>	<b>0</b>	<b>0</b>	<b>7</b>	<b>11</b>
5:00 PM	0	0	0	0	0	1	0	1	1	0	0	1	2
5:15 PM	0	0	0	0	0	1	0	1	0	0	0	0	1
5:30 PM	0	0	0	0	0	0	0	0	0	0	0	0	0
5:45 PM	0	0	0	0	0	0	0	0	2	0	0	2	2
<b>Total</b>	<b>0</b>	<b>0</b>	<b>0</b>	<b>0</b>	<b>0</b>	<b>2</b>	<b>0</b>	<b>2</b>	<b>3</b>	<b>0</b>	<b>0</b>	<b>3</b>	<b>5</b>
<b>Grand Total</b>	<b>0</b>	<b>1</b>	<b>0</b>	<b>1</b>	<b>0</b>	<b>5</b>	<b>0</b>	<b>5</b>	<b>10</b>	<b>0</b>	<b>0</b>	<b>10</b>	<b>16</b>
Approach %	0.0	100.0	0.0		0.0	100.0	0.0		100.0	0.0	0.0		
Total %	0.0	6.3	0.0	6.3	0.0	31.3	0.0	31.3	62.5	0.0	0.0	62.5	
Exiting Leg Total				0				11				5	16

Peak Hour Analysis from 04:00 PM to 06:00 PM begins at:

4:00 PM	91 Hartwell Avenue				Hartwell Avenue				Hartwell Avenue				Total
	from North				from East				from West				
	Right	Left	U-Turn	Total	Right	Thru	U-Turn	Total	Thru	Left	U-Turn	Total	
4:00 PM	0	0	0	0	0	1	0	1	2	0	0	2	3
4:15 PM	0	1	0	1	0	0	0	0	1	0	0	1	2
4:30 PM	0	0	0	0	0	2	0	2	2	0	0	2	4
4:45 PM	0	0	0	0	0	0	0	0	2	0	0	2	2
<b>Total Volume</b>	<b>0</b>	<b>1</b>	<b>0</b>	<b>1</b>	<b>0</b>	<b>3</b>	<b>0</b>	<b>3</b>	<b>7</b>	<b>0</b>	<b>0</b>	<b>7</b>	<b>11</b>
<b>% Approach Total</b>	<b>0.0</b>	<b>100.0</b>	<b>0.0</b>		<b>0.0</b>	<b>100.0</b>	<b>0.0</b>		<b>100.0</b>	<b>0.0</b>	<b>0.0</b>		
PHF	0.000	0.250	0.000	0.250	0.000	0.375	0.000	0.375	0.875	0.000	0.000	0.875	0.688
Entering Leg	0	1	0	1	0	3	0	3	7	0	0	7	11
Exiting Leg				0				8				3	11
<b>Total</b>				<b>1</b>				<b>11</b>				<b>10</b>	<b>22</b>

PDI File #: **186391 C**  
 Location: **N: 91 Hartwell Avenue**  
 Location: **E: Hartwell Avenue W: Hartwell Avenue**  
 City, State: **Lexington, MA**  
 Client: **Vanasse & Associates/ S. Kelly**  
 Site Code: **TBA**  
 Count Date: **Wednesday, August 01, 2018**  
 Start Time: **4:00 PM**  
 End Time: **6:00 PM**  
 Class:



46 Morton Street, Framingham, MA 01702  
 Office: 508-875-0100 Fax: 508-875-0118  
 Email: datarequests@pdillc.com

**Articulated Trucks**

	91 Hartwell Avenue				Hartwell Avenue				Hartwell Avenue				Total	
	from North				from East				from West					
	Right	Left	U-Turn	Total	Right	Thru	U-Turn	Total	Thru	Left	U-Turn	Total		
4:00 PM	0	0	0	0	0	0	0	0	0	0	0	0	0	0
4:15 PM	0	0	0	0	0	0	0	0	0	0	0	0	0	0
4:30 PM	0	0	0	0	0	0	0	0	0	0	0	0	0	0
4:45 PM	0	0	0	0	0	0	0	0	0	0	0	0	0	0
Total	0	0	0	0	0	0	0	0	0	0	0	0	0	0
5:00 PM	0	0	0	0	0	0	0	0	0	0	0	0	0	0
5:15 PM	0	0	0	0	0	0	0	0	0	0	0	0	0	0
5:30 PM	0	0	0	0	0	0	0	0	0	0	0	0	0	0
5:45 PM	0	0	0	0	0	0	0	0	0	0	0	0	0	0
Total	0	0	0	0	0	0	0	0	0	0	0	0	0	0
Grand Total	0	0	0	0	0	0	0	0	0	0	0	0	0	0
Approach %	0.0	0.0	0.0		0.0	0.0	0.0		0.0	0.0	0.0			
Total %	0.0	0.0	0.0	0.0	0.0	0.0	0.0	0.0	0.0	0.0	0.0	0.0		
Exiting Leg Total	0				0				0				0	

Peak Hour Analysis from 04:00 PM to 06:00 PM begins at:

4:00 PM	91 Hartwell Avenue				Hartwell Avenue				Hartwell Avenue				Total	
	from North				from East				from West					
	Right	Left	U-Turn	Total	Right	Thru	U-Turn	Total	Thru	Left	U-Turn	Total		
4:00 PM	0	0	0	0	0	0	0	0	0	0	0	0	0	0
4:15 PM	0	0	0	0	0	0	0	0	0	0	0	0	0	0
4:30 PM	0	0	0	0	0	0	0	0	0	0	0	0	0	0
4:45 PM	0	0	0	0	0	0	0	0	0	0	0	0	0	0
Total Volume	0	0	0	0	0	0	0	0	0	0	0	0	0	0
% Approach Total	0.0	0.0	0.0		0.0	0.0	0.0		0.0	0.0	0.0			
PHF	0.000	0.000	0.000	0.000	0.000	0.000	0.000	0.000	0.000	0.000	0.000	0.000		0.000
Entering Leg	0	0	0	0	0	0	0	0	0	0	0	0	0	0
Exiting Leg	0				0				0				0	
Total	0				0				0				0	

PDI File #: 186391 C  
 Location: N: 91 Hartwell Avenue  
 Location: E: Hartwell Avenue W: Hartwell Avenue  
 City, State: Lexington, MA  
 Client: Vanasse & Associates/ S. Kelly  
 Site Code: TBA  
 Count Date: Wednesday, August 01, 2018  
 Start Time: 4:00 PM  
 End Time: 6:00 PM  
 Class:



46 Morton Street, Framingham, MA 01702  
 Office: 508-875-0100 Fax: 508-875-0118  
 Email: datarequests@pdillc.com


**Bicycles (on Roadway and Crosswalks)**

	91 Hartwell Avenue						Hartwell Avenue						Hartwell Avenue						Total
	from North						from East						from West						
	Right	Left	U-Turn	CW-EB	CW-WB	Total	Right	Thru	U-Turn	CW-SB	CW-NB	Total	Thru	Left	U-Turn	CW-NB	CW-SB	Total	
4:00 PM	0	0	0	0	0	0	0	0	0	0	0	0	0	0	0	0	0	0	0
4:15 PM	0	0	0	0	0	0	0	0	0	0	0	0	1	0	0	0	0	1	1
4:30 PM	0	0	0	0	0	0	0	0	0	0	0	0	2	0	0	0	0	2	2
4:45 PM	0	0	0	0	0	0	0	0	0	0	0	0	3	0	0	0	0	3	3
Total	0	0	0	0	0	0	0	0	0	0	0	0	6	0	0	0	0	6	6
5:00 PM	0	0	0	0	0	0	0	0	0	0	0	0	2	0	0	0	0	2	2
5:15 PM	0	0	0	0	0	0	0	0	0	0	0	0	7	0	0	0	0	7	7
5:30 PM	0	0	0	0	0	0	0	0	0	0	0	0	3	0	0	0	0	3	3
5:45 PM	0	0	0	0	0	0	0	0	0	0	0	0	3	0	0	0	0	3	3
Total	0	0	0	0	0	0	0	0	0	0	0	0	15	0	0	0	0	15	15
Grand Total	0	0	0	0	0	0	0	0	0	0	0	0	21	0	0	0	0	21	21
Approach %	0.0	0.0	0.0	0.0	0.0	0.0	0.0	0.0	0.0	0.0	0.0	100.0	0.0	0.0	0.0	0.0			
Total %	0.0	0.0	0.0	0.0	0.0	0.0	0.0	0.0	0.0	0.0	0.0	100.0	0.0	0.0	0.0	0.0	100.0		
Exiting Leg Total	0						21						0						21

Peak Hour Analysis from 04:00 PM to 06:00 PM begins at:

4:45 PM	91 Hartwell Avenue						Hartwell Avenue						Hartwell Avenue						Total
	from North						from East						from West						
	Right	Left	U-Turn	CW-EB	CW-WB	Total	Right	Thru	U-Turn	CW-SB	CW-NB	Total	Thru	Left	U-Turn	CW-NB	CW-SB	Total	
4:45 PM	0	0	0	0	0	0	0	0	0	0	0	0	3	0	0	0	0	3	3
5:00 PM	0	0	0	0	0	0	0	0	0	0	0	0	2	0	0	0	0	2	2
5:15 PM	0	0	0	0	0	0	0	0	0	0	0	0	7	0	0	0	0	7	7
5:30 PM	0	0	0	0	0	0	0	0	0	0	0	0	3	0	0	0	0	3	3
Total Volume	0	0	0	0	0	0	0	0	0	0	0	0	15	0	0	0	0	15	15
% Approach Total	0.0	0.0	0.0	0.0	0.0	0.0	0.0	0.0	0.0	0.0	0.0	100.0	0.0	0.0	0.0	0.0			
PHF	0.000	0.000	0.000	0.000	0.000	0.000	0.000	0.000	0.000	0.000	0.000	0.536	0.000	0.000	0.000	0.000	0.536	0.536	
Entering Leg	0						0						15						15
Exiting Leg	0						15						0						15
Total	0						15						15						30

PDI File #: **186391 C**  
 Location: **N: 91 Hartwell Avenue**  
 Location: **E: Hartwell Avenue W: Hartwell Avenue**  
 City, State: **Lexington, MA**  
 Client: **Vanasse & Associates/ S. Kelly**  
 Site Code: **TBA**  
 Count Date: **Wednesday, August 01, 2018**  
 Start Time: **4:00 PM**  
 End Time: **6:00 PM**  
 Class:



46 Morton Street, Framingham, MA 01702  
 Office: 508-875-0100 Fax: 508-875-0118  
 Email: datarequests@pdillc.com

**Pedestrians**

	91 Hartwell Avenue						Hartwell Avenue						Hartwell Avenue						Total	
	from North						from East						from West							
	Right	Left	U-Turn	CW-EB	CW-WB	Total	Right	Thru	U-Turn	CW-SB	CW-NB	Total	Thru	Left	U-Turn	CW-NB	CW-SB	Total		
4:00 PM	0	0	0	1	0	1	0	0	0	0	0	0	0	0	0	0	0	0	0	1
4:15 PM	0	0	0	0	0	0	0	0	0	0	0	0	0	0	0	0	0	0	0	0
4:30 PM	0	0	0	1	0	1	0	0	0	0	0	0	0	0	0	0	0	0	0	1
4:45 PM	0	0	0	0	0	0	0	0	0	0	0	0	0	0	0	0	0	0	0	0
Total	0	0	0	2	0	2	0	0	0	0	0	0	0	0	0	0	0	0	0	2
5:00 PM	0	0	0	1	0	1	0	0	0	0	0	0	0	0	0	0	0	0	0	1
5:15 PM	0	0	0	0	0	0	0	0	0	0	0	0	0	0	0	0	0	0	0	0
5:30 PM	0	0	0	0	0	0	0	0	0	0	0	0	0	0	0	0	0	0	0	0
5:45 PM	0	0	0	1	0	1	0	0	0	0	0	0	0	0	0	0	0	0	0	1
Total	0	0	0	2	0	2	0	0	0	0	0	0	0	0	0	0	0	0	0	2
Grand Total	0	0	0	4	0	4	0	0	0	0	0	0	0	0	0	0	0	0	0	4
Approach %	0	0	0	100	0		0	0	0	0	0		0	0	0	0	0			
Total %	0	0	0	100	0	100	0	0	0	0	0		0	0	0	0	0			
Exiting Leg Total	4						0						0						4	

Peak Hour Analysis from 04:00 PM to 06:00 PM begins at:

4:00 PM	91 Hartwell Avenue						Hartwell Avenue						Hartwell Avenue						Total	
	from North						from East						from West							
	Right	Left	U-Turn	CW-EB	CW-WB	Total	Right	Thru	U-Turn	CW-SB	CW-NB	Total	Thru	Left	U-Turn	CW-NB	CW-SB	Total		
4:00 PM	0	0	0	1	0	1	0	0	0	0	0	0	0	0	0	0	0	0	0	1
4:15 PM	0	0	0	0	0	0	0	0	0	0	0	0	0	0	0	0	0	0	0	0
4:30 PM	0	0	0	1	0	1	0	0	0	0	0	0	0	0	0	0	0	0	0	1
4:45 PM	0	0	0	0	0	0	0	0	0	0	0	0	0	0	0	0	0	0	0	0
Total Volume	0	0	0	2	0	2	0	0	0	0	0	0	0	0	0	0	0	0	0	2
% Approach Total	0.0	0.0	0.0	100.0	0.0		0.0	0.0	0.0	0.0	0.0		0.0	0.0	0.0	0.0	0.0			
PHF	0.000	0.000	0.000	0.500	0.000	0.500	0.000	0.000	0.000	0.000	0.000	0.000	0.000	0.000	0.000	0.000	0.000	0.000	0.000	0.500
Entering Leg	0	0	0	2	0	2	0	0	0	0	0	0	0	0	0	0	0	0	0	2
Exiting Leg	2						0						0						2	
Total	4						0						0						4	

PDI File #: **186391 D**  
 Location: **N: Hartwell Place S: Driveway**  
 Location: **E: Hartwell Avenue W: Hartwell Avenue**  
 City, State: **Lexington, MA**  
 Client: **Vanasse & Associates/ S. Kelly**  
 Site Code: **7993**  
 Count Date: **Wednesday, August 01, 2018**  
 Start Time: **7:00 AM**  
 End Time: **9:00 AM**  
 Class:



46 Morton Street, Framingham, MA 01702  
 Office: 508-875-0100 Fax: 508-875-0118  
 Email: datarequests@pdillc.com

**Cars and Heavy Vehicles (Combined)**

	Hartwell Place					Hartwell Avenue					Driveway					Hartwell Avenue					Total
	from North					from East					from South					from West					
	Right	Thru	Left	U-Turn	Total	Right	Thru	Left	U-Turn	Total	Right	Thru	Left	U-Turn	Total	Right	Thru	Left	U-Turn	Total	
7:00 AM	0	0	0	0	0	4	235	1	0	240	0	0	1	0	1	1	54	2	0	57	298
7:15 AM	0	0	0	0	0	5	289	0	0	294	0	0	0	0	0	0	44	2	0	46	340
7:30 AM	0	0	1	0	1	8	272	0	0	280	1	0	0	0	1	0	79	3	0	82	364
7:45 AM	1	0	0	0	1	6	283	1	0	290	0	0	2	0	2	1	65	2	0	68	361
<b>Total</b>	<b>1</b>	<b>0</b>	<b>1</b>	<b>0</b>	<b>2</b>	<b>23</b>	<b>1079</b>	<b>2</b>	<b>0</b>	<b>1104</b>	<b>1</b>	<b>0</b>	<b>3</b>	<b>0</b>	<b>4</b>	<b>2</b>	<b>242</b>	<b>9</b>	<b>0</b>	<b>253</b>	<b>1363</b>
8:00 AM	0	0	0	0	0	4	301	0	0	305	0	0	0	0	0	0	81	2	0	83	388
8:15 AM	0	0	0	0	0	4	261	0	0	265	0	0	0	0	0	0	84	3	0	87	352
8:30 AM	0	0	0	0	0	5	246	0	0	251	0	0	0	0	0	0	78	4	0	82	333
8:45 AM	2	0	0	0	2	5	271	2	0	278	0	0	0	0	0	1	88	6	0	95	375
<b>Total</b>	<b>2</b>	<b>0</b>	<b>0</b>	<b>0</b>	<b>2</b>	<b>18</b>	<b>1079</b>	<b>2</b>	<b>0</b>	<b>1099</b>	<b>0</b>	<b>0</b>	<b>0</b>	<b>0</b>	<b>0</b>	<b>1</b>	<b>331</b>	<b>15</b>	<b>0</b>	<b>347</b>	<b>1448</b>
Grand Total	3	0	1	0	4	41	2158	4	0	2203	1	0	3	0	4	3	573	24	0	600	2811
Approach %	75.0	0.0	25.0	0.0		1.9	98.0	0.2	0.0		25.0	0.0	75.0	0.0		0.5	95.5	4.0	0.0		
Total %	0.1	0.0	0.0	0.0	0.1	1.5	76.8	0.1	0.0	78.4	0.0	0.0	0.1	0.0	0.1	0.1	20.4	0.9	0.0	21.3	
Exiting Leg Total	65					575					7					2164					2811
Cars	3	0	1	0	4	41	2149	3	0	2193	1	0	3	0	4	3	557	24	0	584	2785
% Cars	100.0	0.0	100.0	0.0	100.0	100.0	99.6	75.0	0.0	99.5	100.0	0.0	100.0	0.0	100.0	100.0	97.2	100.0	0.0	97.3	99.1
Exiting Leg Total	65					559					6					2155					2785
Heavy Vehicles	0	0	0	0	0	0	9	1	0	10	0	0	0	0	0	0	16	0	0	16	26
% Heavy Vehicles	0.0	0.0	0.0	0.0	0.0	0.0	0.4	25.0	0.0	0.5	0.0	0.0	0.0	0.0	0.0	0.0	2.8	0.0	0.0	2.7	0.9
Exiting Leg Total	0					16					1					9					26

Peak Hour Analysis from 07:00 AM to 09:00 AM begins at:

	Hartwell Place					Hartwell Avenue					Driveway					Hartwell Avenue					Total
	from North					from East					from South					from West					
	Right	Thru	Left	U-Turn	Total	Right	Thru	Left	U-Turn	Total	Right	Thru	Left	U-Turn	Total	Right	Thru	Left	U-Turn	Total	
7:30 AM	0	0	1	0	1	8	272	0	0	280	1	0	0	0	1	0	79	3	0	82	364
7:45 AM	1	0	0	0	1	6	283	1	0	290	0	0	2	0	2	1	65	2	0	68	361
8:00 AM	0	0	0	0	0	4	301	0	0	305	0	0	0	0	0	0	81	2	0	83	388
8:15 AM	0	0	0	0	0	4	261	0	0	265	0	0	0	0	0	0	84	3	0	87	352
Total Volume	1	0	1	0	2	22	1117	1	0	1140	1	0	2	0	3	1	309	10	0	320	1465
% Approach Total	50.0	0.0	50.0	0.0		1.9	98.0	0.1	0.0		33.3	0.0	66.7	0.0		0.3	96.6	3.1	0.0		
PHF	0.250	0.000	0.250	0.000	0.500	0.688	0.928	0.250	0.000	0.934	0.250	0.000	0.250	0.000	0.375	0.250	0.920	0.833	0.000	0.920	0.944
Cars	1	0	1	0	2	22	1111	1	0	1134	1	0	2	0	3	1	301	10	0	312	1451
Cars %	100.0	0.0	100.0	0.0	100.0	100.0	99.5	100.0	0.0	99.5	100.0	0.0	100.0	0.0	100.0	100.0	97.4	100.0	0.0	97.5	99.0
Heavy Vehicles	0	0	0	0	0	0	6	0	0	6	0	0	0	0	0	0	8	0	0	8	14
Heavy Vehicles %	0.0	0.0	0.0	0.0	0.0	0.0	0.5	0.0	0.0	0.5	0.0	0.0	0.0	0.0	0.0	0.0	2.6	0.0	0.0	2.5	1.0
Cars Enter Leg	1	0	1	0	2	22	1111	1	0	1134	1	0	2	0	3	1	301	10	0	312	1451
Heavy Enter Leg	0	0	0	0	0	0	6	0	0	6	0	0	0	0	0	0	8	0	0	8	14
Total Entering Leg	1	0	1	0	2	22	1117	1	0	1140	1	0	2	0	3	1	309	10	0	320	1465
Cars Exiting Leg	32					303					2					1114					1451
Heavy Exiting Leg	0					8					0					6					14
Total Exiting Leg	32					311					2					1120					1465

PDI File #: **186391 D**  
 Location: **N: Hartwell Place S: Driveway**  
 Location: **E: Hartwell Avenue W: Hartwell Avenue**  
 City, State: **Lexington, MA**  
 Client: **Vanasse & Associates/ S. Kelly**  
 Site Code: **7993**  
 Count Date: **Wednesday, August 01, 2018**  
 Start Time: **7:00 AM**  
 End Time: **9:00 AM**  
 Class:



46 Morton Street, Framingham, MA 01702  
 Office: 508-875-0100 Fax: 508-875-0118  
 Email: datarequests@pdillc.com

**Cars-Combined (Motorcycles, Cars, Light Goods)**

	Hartwell Place					Hartwell Avenue					Driveway					Hartwell Avenue					Total
	from North					from East					from South					from West					
	Right	Thru	Left	U-Turn	Total	Right	Thru	Left	U-Turn	Total	Right	Thru	Left	U-Turn	Total	Right	Thru	Left	U-Turn	Total	
7:00 AM	0	0	0	0	0	4	234	1	0	239	0	0	1	0	1	1	51	2	0	54	294
7:15 AM	0	0	0	0	0	5	289	0	0	294	0	0	0	0	0	0	44	2	0	46	340
7:30 AM	0	0	1	0	1	8	269	0	0	277	1	0	0	0	1	0	75	3	0	78	357
7:45 AM	1	0	0	0	1	6	281	1	0	288	0	0	2	0	2	1	65	2	0	68	359
<b>Total</b>	<b>1</b>	<b>0</b>	<b>1</b>	<b>0</b>	<b>2</b>	<b>23</b>	<b>1073</b>	<b>2</b>	<b>0</b>	<b>1098</b>	<b>1</b>	<b>0</b>	<b>3</b>	<b>0</b>	<b>4</b>	<b>2</b>	<b>235</b>	<b>9</b>	<b>0</b>	<b>246</b>	<b>1350</b>
8:00 AM	0	0	0	0	0	4	300	0	0	304	0	0	0	0	0	0	79	2	0	81	385
8:15 AM	0	0	0	0	0	4	261	0	0	265	0	0	0	0	0	0	82	3	0	85	350
8:30 AM	0	0	0	0	0	5	245	0	0	250	0	0	0	0	0	0	75	4	0	79	329
8:45 AM	2	0	0	0	2	5	270	1	0	276	0	0	0	0	0	1	86	6	0	93	371
<b>Total</b>	<b>2</b>	<b>0</b>	<b>0</b>	<b>0</b>	<b>2</b>	<b>18</b>	<b>1076</b>	<b>1</b>	<b>0</b>	<b>1095</b>	<b>0</b>	<b>0</b>	<b>0</b>	<b>0</b>	<b>0</b>	<b>1</b>	<b>322</b>	<b>15</b>	<b>0</b>	<b>338</b>	<b>1435</b>
<b>Grand Total</b>	<b>3</b>	<b>0</b>	<b>1</b>	<b>0</b>	<b>4</b>	<b>41</b>	<b>2149</b>	<b>3</b>	<b>0</b>	<b>2193</b>	<b>1</b>	<b>0</b>	<b>3</b>	<b>0</b>	<b>4</b>	<b>3</b>	<b>557</b>	<b>24</b>	<b>0</b>	<b>584</b>	<b>2785</b>
Approach %	75.0	0.0	25.0	0.0		1.9	98.0	0.1	0.0		25.0	0.0	75.0	0.0		0.5	95.4	4.1	0.0		
Total %	0.1	0.0	0.0	0.0	0.1	1.5	77.2	0.1	0.0	78.7	0.0	0.0	0.1	0.0	0.1	0.1	20.0	0.9	0.0	21.0	
Exiting Leg Total	65					559					6					2155					2785

Peak Hour Analysis from 07:00 AM to 09:00 AM begins at:

	Hartwell Place					Hartwell Avenue					Driveway					Hartwell Avenue					Total
	from North					from East					from South					from West					
	Right	Thru	Left	U-Turn	Total	Right	Thru	Left	U-Turn	Total	Right	Thru	Left	U-Turn	Total	Right	Thru	Left	U-Turn	Total	
7:30 AM	0	0	1	0	1	8	269	0	0	277	1	0	0	0	1	0	75	3	0	78	357
7:45 AM	1	0	0	0	1	6	281	1	0	288	0	0	2	0	2	1	65	2	0	68	359
8:00 AM	0	0	0	0	0	4	300	0	0	304	0	0	0	0	0	0	79	2	0	81	385
8:15 AM	0	0	0	0	0	4	261	0	0	265	0	0	0	0	0	0	82	3	0	85	350
<b>Total Volume</b>	<b>1</b>	<b>0</b>	<b>1</b>	<b>0</b>	<b>2</b>	<b>22</b>	<b>1111</b>	<b>1</b>	<b>0</b>	<b>1134</b>	<b>1</b>	<b>0</b>	<b>2</b>	<b>0</b>	<b>3</b>	<b>1</b>	<b>301</b>	<b>10</b>	<b>0</b>	<b>312</b>	<b>1451</b>
<b>% Approach Total</b>	<b>50.0</b>	<b>0.0</b>	<b>50.0</b>	<b>0.0</b>		<b>1.9</b>	<b>98.0</b>	<b>0.1</b>	<b>0.0</b>		<b>33.3</b>	<b>0.0</b>	<b>66.7</b>	<b>0.0</b>		<b>0.3</b>	<b>96.5</b>	<b>3.2</b>	<b>0.0</b>		
PHF	0.250	0.000	0.250	0.000	0.500	0.688	0.926	0.250	0.000	0.933	0.250	0.000	0.250	0.000	0.375	0.250	0.918	0.833	0.000	0.918	0.942
Entering Leg	1	0	1	0	2	22	1111	1	0	1134	1	0	2	0	3	1	301	10	0	312	1451
Exiting Leg	32					303					2					1114					1451
<b>Total</b>	<b>34</b>					<b>1437</b>					<b>5</b>					<b>1426</b>					<b>2902</b>

PDI File #: **186391 D**  
 Location: **N: Hartwell Place S: Driveway**  
 Location: **E: Hartwell Avenue W: Hartwell Avenue**  
 City, State: **Lexington, MA**  
 Client: **Vanasse & Associates/ S. Kelly**  
 Site Code: **7993**  
 Count Date: **Wednesday, August 01, 2018**  
 Start Time: **7:00 AM**  
 End Time: **9:00 AM**  
 Class:



46 Morton Street, Framingham, MA 01702  
 Office: 508-875-0100 Fax: 508-875-0118  
 Email: datarequests@pdillc.com

**Heavy Vehicles-Combined (Buses, Single-Unit Trucks, Articulated Trucks)**

	Hartwell Place					Hartwell Avenue					Driveway					Hartwell Avenue					Total
	from North					from East					from South					from West					
	Right	Thru	Left	U-Turn	Total	Right	Thru	Left	U-Turn	Total	Right	Thru	Left	U-Turn	Total	Right	Thru	Left	U-Turn	Total	
7:00 AM	0	0	0	0	0	0	1	0	0	1	0	0	0	0	0	0	3	0	0	3	4
7:15 AM	0	0	0	0	0	0	0	0	0	0	0	0	0	0	0	0	0	0	0	0	0
7:30 AM	0	0	0	0	0	0	3	0	0	3	0	0	0	0	0	0	4	0	0	4	7
7:45 AM	0	0	0	0	0	0	2	0	0	2	0	0	0	0	0	0	0	0	0	0	2
<b>Total</b>	0	0	0	0	0	0	6	0	0	6	0	0	0	0	0	0	7	0	0	7	13
8:00 AM	0	0	0	0	0	0	1	0	0	1	0	0	0	0	0	0	2	0	0	2	3
8:15 AM	0	0	0	0	0	0	0	0	0	0	0	0	0	0	0	0	2	0	0	2	2
8:30 AM	0	0	0	0	0	0	1	0	0	1	0	0	0	0	0	0	3	0	0	3	4
8:45 AM	0	0	0	0	0	0	1	1	0	2	0	0	0	0	0	0	2	0	0	2	4
<b>Total</b>	0	0	0	0	0	0	3	1	0	4	0	0	0	0	0	0	9	0	0	9	13
<b>Grand Total</b>	0	0	0	0	0	0	9	1	0	10	0	0	0	0	0	0	16	0	0	16	26
Approach %	0.0	0.0	0.0	0.0		0.0	90.0	10.0	0.0		0.0	0.0	0.0	0.0		0.0	100.0	0.0	0.0		
Total %	0.0	0.0	0.0	0.0	0.0	0.0	34.6	3.8	0.0	38.5	0.0	0.0	0.0	0.0	0.0	0.0	61.5	0.0	0.0	61.5	
Exiting Leg Total	0					16					1					9					26
Buses	0	0	0	0	0	0	1	0	0	1	0	0	0	0	0	0	1	0	0	1	2
% Buses	0.0	0.0	0.0	0.0	0.0	0.0	11.1	0.0	0.0	10.0	0.0	0.0	0.0	0.0	0.0	0.0	6.3	0.0	0.0	6.3	7.7
Exiting Leg Total	0					1					0					1					2
Single-Unit Trucks	0	0	0	0	0	0	7	1	0	8	0	0	0	0	0	0	14	0	0	14	22
% Single-Unit	0.0	0.0	0.0	0.0	0.0	0.0	77.8	100.0	0.0	80.0	0.0	0.0	0.0	0.0	0.0	0.0	87.5	0.0	0.0	87.5	84.6
Exiting Leg Total	0					14					1					7					22
Articulated Trucks	0	0	0	0	0	0	1	0	0	1	0	0	0	0	0	0	1	0	0	1	2
% Articulated	0.0	0.0	0.0	0.0	0.0	0.0	11.1	0.0	0.0	10.0	0.0	0.0	0.0	0.0	0.0	0.0	6.3	0.0	0.0	6.3	7.7
Exiting Leg Total	0					1					0					1					2

Peak Hour Analysis from 07:00 AM to 09:00 AM begins at:

	Hartwell Place					Hartwell Avenue					Driveway					Hartwell Avenue					Total
	from North					from East					from South					from West					
	Right	Thru	Left	U-Turn	Total	Right	Thru	Left	U-Turn	Total	Right	Thru	Left	U-Turn	Total	Right	Thru	Left	U-Turn	Total	
7:30 AM	0	0	0	0	0	0	3	0	0	3	0	0	0	0	0	0	4	0	0	4	7
7:45 AM	0	0	0	0	0	0	2	0	0	2	0	0	0	0	0	0	0	0	0	0	2
8:00 AM	0	0	0	0	0	0	1	0	0	1	0	0	0	0	0	0	2	0	0	2	3
8:15 AM	0	0	0	0	0	0	0	0	0	0	0	0	0	0	0	0	2	0	0	2	2
<b>Total Volume</b>	0	0	0	0	0	0	6	0	0	6	0	0	0	0	0	0	8	0	0	8	14
% Approach Total	0.0	0.0	0.0	0.0		0.0	100.0	0.0	0.0		0.0	0.0	0.0	0.0		0.0	100.0	0.0	0.0		
PHF	0.000	0.000	0.000	0.000	0.000	0.000	0.500	0.000	0.000	0.500	0.000	0.000	0.000	0.000	0.000	0.000	0.500	0.000	0.000	0.500	0.500
Buses	0	0	0	0	0	0	0	0	0	0	0	0	0	0	0	0	0	0	0	0	0
Buses %	0.0	0.0	0.0	0.0	0.0	0.0	0.0	0.0	0.0	0.0	0.0	0.0	0.0	0.0	0.0	0.0	0.0	0.0	0.0	0.0	0.0
Single-Unit Trucks	0	0	0	0	0	0	5	0	0	5	0	0	0	0	0	0	7	0	0	7	12
Single-Unit %	0.0	0.0	0.0	0.0	0.0	0.0	83.3	0.0	0.0	83.3	0.0	0.0	0.0	0.0	0.0	0.0	87.5	0.0	0.0	87.5	85.7
Articulated Trucks	0	0	0	0	0	0	1	0	0	1	0	0	0	0	0	0	1	0	0	1	2
Articulated %	0.0	0.0	0.0	0.0	0.0	0.0	16.7	0.0	0.0	16.7	0.0	0.0	0.0	0.0	0.0	0.0	12.5	0.0	0.0	12.5	14.3
Buses	0	0	0	0	0	0	0	0	0	0	0	0	0	0	0	0	0	0	0	0	0
Single-Unit Trucks	0	0	0	0	0	0	5	0	0	5	0	0	0	0	0	0	7	0	0	7	12
Articulated Trucks	0	0	0	0	0	0	1	0	0	1	0	0	0	0	0	0	1	0	0	1	2
<b>Total Entering Leg</b>	0	0	0	0	0	0	6	0	0	6	0	0	0	0	0	0	8	0	0	8	14
Buses	0					0					0					0					0
Single-Unit Trucks	0					7					0					5					12
Articulated Trucks	0					1					0					1					2
<b>Total Exiting Leg</b>	0					8					0					6					14

PDI File #: **186391 D**  
 Location: **N: Hartwell Place S: Driveway**  
 Location: **E: Hartwell Avenue W: Hartwell Avenue**  
 City, State: **Lexington, MA**  
 Client: **Vanasse & Associates/ S. Kelly**  
 Site Code: **7993**  
 Count Date: **Wednesday, August 01, 2018**  
 Start Time: **7:00 AM**  
 End Time: **9:00 AM**  
 Class:



46 Morton Street, Framingham, MA 01702  
 Office: 508-875-0100 Fax: 508-875-0118  
 Email: datarequests@pdillc.com

**Cars**

	Hartwell Place					Hartwell Avenue					Driveway					Hartwell Avenue					Total
	from North					from East					from South					from West					
	Right	Thru	Left	U-Turn	Total	Right	Thru	Left	U-Turn	Total	Right	Thru	Left	U-Turn	Total	Right	Thru	Left	U-Turn	Total	
7:00 AM	0	0	0	0	0	4	204	1	0	209	0	0	1	0	1	1	43	2	0	46	256
7:15 AM	0	0	0	0	0	5	273	0	0	278	0	0	0	0	0	0	39	2	0	41	319
7:30 AM	0	0	1	0	1	8	249	0	0	257	1	0	0	0	1	0	68	3	0	71	330
7:45 AM	1	0	0	0	1	6	258	1	0	265	0	0	2	0	2	1	60	2	0	63	331
<b>Total</b>	<b>1</b>	<b>0</b>	<b>1</b>	<b>0</b>	<b>2</b>	<b>23</b>	<b>984</b>	<b>2</b>	<b>0</b>	<b>1009</b>	<b>1</b>	<b>0</b>	<b>3</b>	<b>0</b>	<b>4</b>	<b>2</b>	<b>210</b>	<b>9</b>	<b>0</b>	<b>221</b>	<b>1236</b>
8:00 AM	0	0	0	0	0	4	278	0	0	282	0	0	0	0	0	0	71	2	0	73	355
8:15 AM	0	0	0	0	0	4	241	0	0	245	0	0	0	0	0	0	76	3	0	79	324
8:30 AM	0	0	0	0	0	5	239	0	0	244	0	0	0	0	0	0	72	4	0	76	320
8:45 AM	2	0	0	0	2	5	252	1	0	258	0	0	0	0	0	1	76	6	0	83	343
<b>Total</b>	<b>2</b>	<b>0</b>	<b>0</b>	<b>0</b>	<b>2</b>	<b>18</b>	<b>1010</b>	<b>1</b>	<b>0</b>	<b>1029</b>	<b>0</b>	<b>0</b>	<b>0</b>	<b>0</b>	<b>0</b>	<b>1</b>	<b>295</b>	<b>15</b>	<b>0</b>	<b>311</b>	<b>1342</b>
Grand Total	3	0	1	0	4	41	1994	3	0	2038	1	0	3	0	4	3	505	24	0	532	2578
Approach %	75.0	0.0	25.0	0.0		2.0	97.8	0.1	0.0		25.0	0.0	75.0	0.0		0.6	94.9	4.5	0.0		
Total %	0.1	0.0	0.0	0.0	0.2	1.6	77.3	0.1	0.0	79.1	0.0	0.0	0.1	0.0	0.2	0.1	19.6	0.9	0.0	20.6	
Exiting Leg Total	65					507					6					2000					2578

Peak Hour Analysis from 07:00 AM to 09:00 AM begins at:

	Hartwell Place					Hartwell Avenue					Driveway					Hartwell Avenue					Total
	from North					from East					from South					from West					
	Right	Thru	Left	U-Turn	Total	Right	Thru	Left	U-Turn	Total	Right	Thru	Left	U-Turn	Total	Right	Thru	Left	U-Turn	Total	
8:00 AM	0	0	0	0	0	4	278	0	0	282	0	0	0	0	0	0	71	2	0	73	355
8:15 AM	0	0	0	0	0	4	241	0	0	245	0	0	0	0	0	0	76	3	0	79	324
8:30 AM	0	0	0	0	0	5	239	0	0	244	0	0	0	0	0	0	72	4	0	76	320
8:45 AM	2	0	0	0	2	5	252	1	0	258	0	0	0	0	0	1	76	6	0	83	343
Total Volume	2	0	0	0	2	18	1010	1	0	1029	0	0	0	0	0	1	295	15	0	311	1342
% Approach Total	100.0	0.0	0.0	0.0		1.7	98.2	0.1	0.0		0.0	0.0	0.0	0.0		0.3	94.9	4.8	0.0		
PHF	0.250	0.000	0.000	0.000	0.250	0.900	0.908	0.250	0.000	0.912	0.000	0.000	0.000	0.000	0.000	0.250	0.970	0.625	0.000	0.937	0.945
Entering Leg	2	0	0	0	2	18	1010	1	0	1029	0	0	0	0	0	1	295	15	0	311	1342
Exiting Leg	33					295					2					1012					1342
Total	35					1324					2					1323					2684



PDI File #: **186391 D**  
 Location: **N: Hartwell Place S: Driveway**  
 Location: **E: Hartwell Avenue W: Hartwell Avenue**  
 City, State: **Lexington, MA**  
 Client: **Vanasse & Associates/ S. Kelly**  
 Site Code: **7993**  
 Count Date: **Wednesday, August 01, 2018**  
 Start Time: **7:00 AM**  
 End Time: **9:00 AM**  
 Class: **Light Goods Vehicle**



46 Morton Street, Framingham, MA 01702  
 Office: 508-875-0100 Fax: 508-875-0118  
 Email: datarequests@pdillc.com


**Light Goods Vehicle**

	Hartwell Place					Hartwell Avenue					Driveway					Hartwell Avenue					Total	
	from North					from East					from South					from West						
	Right	Thru	Left	U-Turn	Total	Right	Thru	Left	U-Turn	Total	Right	Thru	Left	U-Turn	Total	Right	Thru	Left	U-Turn	Total		
7:00 AM	0	0	0	0	0	0	28	0	0	28	0	0	0	0	0	0	8	0	0	8	36	
7:15 AM	0	0	0	0	0	0	16	0	0	16	0	0	0	0	0	0	5	0	0	5	21	
7:30 AM	0	0	0	0	0	0	19	0	0	19	0	0	0	0	0	0	7	0	0	7	26	
7:45 AM	0	0	0	0	0	0	21	0	0	21	0	0	0	0	0	0	5	0	0	5	26	
Total	0	0	0	0	0	0	84	0	0	84	0	0	0	0	0	0	25	0	0	25	109	
8:00 AM	0	0	0	0	0	0	22	0	0	22	0	0	0	0	0	0	8	0	0	8	30	
8:15 AM	0	0	0	0	0	0	20	0	0	20	0	0	0	0	0	0	6	0	0	6	26	
8:30 AM	0	0	0	0	0	0	6	0	0	6	0	0	0	0	0	0	3	0	0	3	9	
8:45 AM	0	0	0	0	0	0	17	0	0	17	0	0	0	0	0	0	10	0	0	10	27	
Total	0	0	0	0	0	0	65	0	0	65	0	0	0	0	0	0	27	0	0	27	92	
Grand Total	0	0	0	0	0	0	149	0	0	149	0	0	0	0	0	0	52	0	0	52	201	
Approach %	0.0	0.0	0.0	0.0		0.0	100.0	0.0	0.0		0.0	0.0	0.0	0.0		0.0	100.0	0.0	0.0			
Total %	0.0	0.0	0.0	0.0	0.0	0.0	74.1	0.0	0.0	74.1	0.0	0.0	0.0	0.0	0.0	0.0	25.9	0.0	0.0	25.9		
Exiting Leg Total						0					52					0					149	201

Peak Hour Analysis from 07:00 AM to 09:00 AM begins at:

	Hartwell Place					Hartwell Avenue					Driveway					Hartwell Avenue					Total	
	from North					from East					from South					from West						
	Right	Thru	Left	U-Turn	Total	Right	Thru	Left	U-Turn	Total	Right	Thru	Left	U-Turn	Total	Right	Thru	Left	U-Turn	Total		
7:00 AM	0	0	0	0	0	0	28	0	0	28	0	0	0	0	0	0	8	0	0	8	36	
7:15 AM	0	0	0	0	0	0	16	0	0	16	0	0	0	0	0	0	5	0	0	5	21	
7:30 AM	0	0	0	0	0	0	19	0	0	19	0	0	0	0	0	0	7	0	0	7	26	
7:45 AM	0	0	0	0	0	0	21	0	0	21	0	0	0	0	0	0	5	0	0	5	26	
Total Volume	0	0	0	0	0	0	84	0	0	84	0	0	0	0	0	0	25	0	0	25	109	
% Approach Total	0.0	0.0	0.0	0.0		0.0	100.0	0.0	0.0		0.0	0.0	0.0	0.0		0.0	100.0	0.0	0.0			
PHF	0.000	0.000	0.000	0.000	0.000	0.000	0.750	0.000	0.000	0.750	0.000	0.000	0.000	0.000	0.000	0.000	0.781	0.000	0.000	0.781	0.757	
Entering Leg	0	0	0	0	0	0	84	0	0	84	0	0	0	0	0	0	25	0	0	25	109	
Exiting Leg						0					25					0					84	109
Total						0					109					0					109	218

PDI File #: **186391 D**  
 Location: **N: Hartwell Place S: Driveway**  
 Location: **E: Hartwell Avenue W: Hartwell Avenue**  
 City, State: **Lexington, MA**  
 Client: **Vanasse & Associates/ S. Kelly**  
 Site Code: **7993**  
 Count Date: **Wednesday, August 01, 2018**  
 Start Time: **7:00 AM**  
 End Time: **9:00 AM**  
 Class:



46 Morton Street, Framingham, MA 01702  
 Office: 508-875-0100 Fax: 508-875-0118  
 Email: datarequests@pdillc.com

**Buses**

	Hartwell Place					Hartwell Avenue					Driveway					Hartwell Avenue					Total
	from North					from East					from South					from West					
	Right	Thru	Left	U-Turn	Total	Right	Thru	Left	U-Turn	Total	Right	Thru	Left	U-Turn	Total	Right	Thru	Left	U-Turn	Total	
7:00 AM	0	0	0	0	0	0	0	0	0	0	0	0	0	0	0	0	1	0	0	1	1
7:15 AM	0	0	0	0	0	0	0	0	0	0	0	0	0	0	0	0	0	0	0	0	0
7:30 AM	0	0	0	0	0	0	0	0	0	0	0	0	0	0	0	0	0	0	0	0	0
7:45 AM	0	0	0	0	0	0	0	0	0	0	0	0	0	0	0	0	0	0	0	0	0
<b>Total</b>	0	0	0	0	0	0	0	0	0	0	0	0	0	0	0	0	1	0	0	1	1
8:00 AM	0	0	0	0	0	0	0	0	0	0	0	0	0	0	0	0	0	0	0	0	0
8:15 AM	0	0	0	0	0	0	0	0	0	0	0	0	0	0	0	0	0	0	0	0	0
8:30 AM	0	0	0	0	0	0	1	0	0	1	0	0	0	0	0	0	0	0	0	0	1
8:45 AM	0	0	0	0	0	0	0	0	0	0	0	0	0	0	0	0	0	0	0	0	0
<b>Total</b>	0	0	0	0	0	0	1	0	0	1	0	0	0	0	0	0	0	0	0	0	1
<b>Grand Total</b>	0	0	0	0	0	0	1	0	0	1	0	0	0	0	0	0	1	0	0	1	2
Approach %	0.0	0.0	0.0	0.0		0.0	100.0	0.0	0.0		0.0	0.0	0.0	0.0		0.0	100.0	0.0	0.0		
Total %	0.0	0.0	0.0	0.0	0.0	0.0	50.0	0.0	0.0	50.0	0.0	0.0	0.0	0.0	0.0	0.0	50.0	0.0	0.0	50.0	
Exiting Leg Total						0						1						0	1	2	

Peak Hour Analysis from 07:00 AM to 09:00 AM begins at:

	Hartwell Place					Hartwell Avenue					Driveway					Hartwell Avenue					Total
	from North					from East					from South					from West					
	Right	Thru	Left	U-Turn	Total	Right	Thru	Left	U-Turn	Total	Right	Thru	Left	U-Turn	Total	Right	Thru	Left	U-Turn	Total	
7:00 AM	0	0	0	0	0	0	0	0	0	0	0	0	0	0	0	0	1	0	0	1	1
7:15 AM	0	0	0	0	0	0	0	0	0	0	0	0	0	0	0	0	0	0	0	0	0
7:30 AM	0	0	0	0	0	0	0	0	0	0	0	0	0	0	0	0	0	0	0	0	0
7:45 AM	0	0	0	0	0	0	0	0	0	0	0	0	0	0	0	0	0	0	0	0	0
<b>Total Volume</b>	0	0	0	0	0	0	0	0	0	0	0	0	0	0	0	0	1	0	0	1	1
<b>% Approach Total</b>	0.0	0.0	0.0	0.0		0.0	0.0	0.0	0.0		0.0	0.0	0.0	0.0		0.0	100.0	0.0	0.0		
PHF	0.000	0.000	0.000	0.000	0.000	0.000	0.000	0.000	0.000	0.000	0.000	0.000	0.000	0.000	0.000	0.000	0.250	0.000	0.000	0.250	0.250
Entering Leg	0	0	0	0	0	0	0	0	0	0	0	0	0	0	0	0	1	0	0	1	1
Exiting Leg						0						1						0	1		
<b>Total</b>						0						1						0	1	2	

PDI File #: **186391 D**  
 Location: **N: Hartwell Place S: Driveway**  
 Location: **E: Hartwell Avenue W: Hartwell Avenue**  
 City, State: **Lexington, MA**  
 Client: **Vanasse & Associates/ S. Kelly**  
 Site Code: **7993**  
 Count Date: **Wednesday, August 01, 2018**  
 Start Time: **7:00 AM**  
 End Time: **9:00 AM**  
 Class:



46 Morton Street, Framingham, MA 01702  
 Office: 508-875-0100 Fax: 508-875-0118  
 Email: datarequests@pdillc.com


**Single-Unit Trucks**

	Hartwell Place					Hartwell Avenue					Driveway					Hartwell Avenue					Total
	from North					from East					from South					from West					
	Right	Thru	Left	U-Turn	Total	Right	Thru	Left	U-Turn	Total	Right	Thru	Left	U-Turn	Total	Right	Thru	Left	U-Turn	Total	
7:00 AM	0	0	0	0	0	0	1	0	0	1	0	0	0	0	0	0	2	0	0	2	3
7:15 AM	0	0	0	0	0	0	0	0	0	0	0	0	0	0	0	0	0	0	0	0	0
7:30 AM	0	0	0	0	0	0	2	0	0	2	0	0	0	0	0	0	4	0	0	4	6
7:45 AM	0	0	0	0	0	0	2	0	0	2	0	0	0	0	0	0	0	0	0	0	2
<b>Total</b>	0	0	0	0	0	0	5	0	0	5	0	0	0	0	0	0	6	0	0	6	11
8:00 AM	0	0	0	0	0	0	1	0	0	1	0	0	0	0	0	0	2	0	0	2	3
8:15 AM	0	0	0	0	0	0	0	0	0	0	0	0	0	0	0	0	1	0	0	1	1
8:30 AM	0	0	0	0	0	0	0	0	0	0	0	0	0	0	0	0	3	0	0	3	3
8:45 AM	0	0	0	0	0	0	1	1	0	2	0	0	0	0	0	0	2	0	0	2	4
<b>Total</b>	0	0	0	0	0	0	2	1	0	3	0	0	0	0	0	0	8	0	0	8	11
<b>Grand Total</b>	0	0	0	0	0	0	7	1	0	8	0	0	0	0	0	0	14	0	0	14	22
Approach %	0.0	0.0	0.0	0.0		0.0	87.5	12.5	0.0		0.0	0.0	0.0	0.0		0.0	100.0	0.0	0.0		
Total %	0.0	0.0	0.0	0.0	0.0	0.0	31.8	4.5	0.0	36.4	0.0	0.0	0.0	0.0	0.0	0.0	63.6	0.0	0.0	63.6	
Exiting Leg Total	0					14					1					7					22

Peak Hour Analysis from 07:00 AM to 09:00 AM begins at:

	Hartwell Place					Hartwell Avenue					Driveway					Hartwell Avenue					Total
	from North					from East					from South					from West					
	Right	Thru	Left	U-Turn	Total	Right	Thru	Left	U-Turn	Total	Right	Thru	Left	U-Turn	Total	Right	Thru	Left	U-Turn	Total	
7:30 AM	0	0	0	0	0	0	2	0	0	2	0	0	0	0	0	0	4	0	0	4	6
7:45 AM	0	0	0	0	0	0	2	0	0	2	0	0	0	0	0	0	0	0	0	0	2
8:00 AM	0	0	0	0	0	0	1	0	0	1	0	0	0	0	0	0	2	0	0	2	3
8:15 AM	0	0	0	0	0	0	0	0	0	0	0	0	0	0	0	0	1	0	0	1	1
<b>Total Volume</b>	0	0	0	0	0	0	5	0	0	5	0	0	0	0	0	0	7	0	0	7	12
<b>% Approach Total</b>	0.0	0.0	0.0	0.0		0.0	100.0	0.0	0.0		0.0	0.0	0.0	0.0		0.0	100.0	0.0	0.0		
PHF	0.000	0.000	0.000	0.000	0.000	0.000	0.625	0.000	0.000	0.625	0.000	0.000	0.000	0.000	0.000	0.000	0.438	0.000	0.000	0.438	0.500
Entering Leg	0	0	0	0	0	0	5	0	0	5	0	0	0	0	0	0	7	0	0	7	12
Exiting Leg	0					7					0					5					12
<b>Total</b>	0					12					0					12					24

PDI File #: **186391 D**  
 Location: **N: Hartwell Place S: Driveway**  
 Location: **E: Hartwell Avenue W: Hartwell Avenue**  
 City, State: **Lexington, MA**  
 Client: **Vanasse & Associates/ S. Kelly**  
 Site Code: **7993**  
 Count Date: **Wednesday, August 01, 2018**  
 Start Time: **7:00 AM**  
 End Time: **9:00 AM**  
 Class:



46 Morton Street, Framingham, MA 01702  
 Office: 508-875-0100 Fax: 508-875-0118  
 Email: datarequests@pdillc.com

**Articulated Trucks**

	Hartwell Place					Hartwell Avenue					Driveway					Hartwell Avenue					Total
	from North					from East					from South					from West					
	Right	Thru	Left	U-Turn	Total	Right	Thru	Left	U-Turn	Total	Right	Thru	Left	U-Turn	Total	Right	Thru	Left	U-Turn	Total	
7:00 AM	0	0	0	0	0	0	0	0	0	0	0	0	0	0	0	0	0	0	0	0	0
7:15 AM	0	0	0	0	0	0	0	0	0	0	0	0	0	0	0	0	0	0	0	0	0
7:30 AM	0	0	0	0	0	0	1	0	0	1	0	0	0	0	0	0	0	0	0	0	1
7:45 AM	0	0	0	0	0	0	0	0	0	0	0	0	0	0	0	0	0	0	0	0	0
<b>Total</b>	0	0	0	0	0	0	1	0	0	1	0	0	0	0	0	0	0	0	0	0	1
8:00 AM	0	0	0	0	0	0	0	0	0	0	0	0	0	0	0	0	0	0	0	0	0
8:15 AM	0	0	0	0	0	0	0	0	0	0	0	0	0	0	0	0	1	0	0	1	1
8:30 AM	0	0	0	0	0	0	0	0	0	0	0	0	0	0	0	0	0	0	0	0	0
8:45 AM	0	0	0	0	0	0	0	0	0	0	0	0	0	0	0	0	0	0	0	0	0
<b>Total</b>	0	0	0	0	0	0	0	0	0	0	0	0	0	0	0	0	1	0	0	1	1
<b>Grand Total</b>	0	0	0	0	0	0	1	0	0	1	0	0	0	0	0	0	1	0	0	1	2
Approach %	0.0	0.0	0.0	0.0		0.0	100.0	0.0	0.0		0.0	0.0	0.0	0.0		0.0	100.0	0.0	0.0		
Total %	0.0	0.0	0.0	0.0	0.0	0.0	50.0	0.0	0.0	50.0	0.0	0.0	0.0	0.0	0.0	0.0	50.0	0.0	0.0	50.0	
Exiting Leg Total	0					1					0					1					2

Peak Hour Analysis from 07:00 AM to 09:00 AM begins at:

7:30 AM	Hartwell Place					Hartwell Avenue					Driveway					Hartwell Avenue					Total
	from North					from East					from South					from West					
	Right	Thru	Left	U-Turn	Total	Right	Thru	Left	U-Turn	Total	Right	Thru	Left	U-Turn	Total	Right	Thru	Left	U-Turn	Total	
7:30 AM	0	0	0	0	0	0	1	0	0	1	0	0	0	0	0	0	0	0	0	0	1
7:45 AM	0	0	0	0	0	0	0	0	0	0	0	0	0	0	0	0	0	0	0	0	0
8:00 AM	0	0	0	0	0	0	0	0	0	0	0	0	0	0	0	0	0	0	0	0	0
8:15 AM	0	0	0	0	0	0	0	0	0	0	0	0	0	0	0	0	1	0	0	1	1
<b>Total Volume</b>	0	0	0	0	0	0	1	0	0	1	0	0	0	0	0	0	1	0	0	1	2
<b>% Approach Total</b>	0.0	0.0	0.0	0.0		0.0	100.0	0.0	0.0		0.0	0.0	0.0	0.0		0.0	100.0	0.0	0.0		
PHF	0.000	0.000	0.000	0.000	0.000	0.000	0.250	0.000	0.000	0.250	0.000	0.000	0.000	0.000	0.000	0.000	0.250	0.000	0.000	0.250	0.500
Entering Leg	0	0	0	0	0	0	1	0	0	1	0	0	0	0	0	0	1	0	0	1	2
Exiting Leg	0					1					0					1					2
<b>Total</b>	0					2					0					2					4

PDI File #: 186391 D  
 Location: N: Hartwell Place S: Driveway  
 Location: E: Hartwell Avenue W: Hartwell Avenue  
 City, State: Lexington, MA  
 Client: Vanasse & Associates/ S. Kelly  
 Site Code: 7993  
 Count Date: Wednesday, August 01, 2018  
 Start Time: 7:00 AM  
 End Time: 9:00 AM  
 Class:



46 Morton Street, Framingham, MA 01702  
 Office: 508-875-0100 Fax: 508-875-0118  
 Email: datarequests@pdillc.com

**Bicycles (on Roadway and Crosswalks)**

	Hartwell Place								Hartwell Avenue								Driveway								Hartwell Avenue								Total
	from North								from East								from South								from West								
	Right	Thru	Left	U-Turn	CW-EB	CW-WB	Total		Right	Thru	Left	U-Turn	CW-SB	CW-NB	Total		Right	Thru	Left	U-Turn	CW-WB	CW-EB	Total		Right	Thru	Left	U-Turn	CW-NB	CW-SB	Total		
7:00 AM	0	0	0	0	0	0	0	0	1	0	0	0	0	1		0	0	0	0	0	0	0	0	0	1	1	0	0	0	0	2	3	
7:15 AM	0	0	0	0	0	0	0	0	3	0	0	0	0	3		0	0	0	0	0	0	0	0	0	1	0	0	0	0	0	1	4	
7:30 AM	0	0	0	0	0	0	0	0	2	0	0	0	0	2		0	0	0	0	0	0	0	0	0	0	0	0	0	0	0	0	2	
7:45 AM	0	0	0	0	0	0	0	0	2	0	0	0	0	2		0	0	0	0	0	0	0	0	0	0	0	0	0	0	0	0	2	
Total	0	0	0	0	0	0	0	0	8	0	0	0	0	8		0	0	0	0	0	0	0	0	0	2	1	0	0	0	0	3	11	
8:00 AM	0	0	0	0	0	0	0	0	2	0	0	0	0	2		0	0	0	0	0	0	0	0	0	1	0	0	0	0	0	1	3	
8:15 AM	0	0	0	0	0	4	4	0	4	0	0	0	0	4		0	0	0	0	0	0	0	0	0	0	0	0	0	0	0	0	8	
8:30 AM	0	0	0	0	0	1	1	0	4	0	0	0	0	4		0	0	0	0	0	0	0	0	0	0	0	0	0	0	0	0	5	
8:45 AM	0	0	0	0	0	0	0	0	1	0	0	0	0	1		0	0	0	0	0	0	0	0	0	0	0	0	0	0	0	0	1	
Total	0	0	0	0	0	5	5	0	11	0	0	0	0	11		0	0	0	0	0	0	0	0	0	1	0	0	0	0	0	1	17	
Grand Total	0	0	0	0	0	5	5	0	19	0	0	0	0	19		0	0	0	0	0	0	0	0	0	3	1	0	0	0	0	4	28	
Approach %	0.0	0.0	0.0	0.0	0.0	100.0		0.0	100.0	0.0	0.0	0.0	0.0		0.0	0.0	0.0	0.0	0.0	0.0	0.0		0.0	75.0	25.0	0.0	0.0	0.0					
Total %	0.0	0.0	0.0	0.0	0.0	17.9	17.9	0.0	67.9	0.0	0.0	0.0	0.0	67.9		0.0	0.0	0.0	0.0	0.0	0.0	0.0		0.0	10.7	3.6	0.0	0.0	0.0	14.3			
Exiting Leg Total	6							3							0							19							28				

Peak Hour Analysis from 07:00 AM to 09:00 AM begins at:

7:45 AM	Hartwell Place								Hartwell Avenue								Driveway								Hartwell Avenue								Total
	from North								from East								from South								from West								
	Right	Thru	Left	U-Turn	CW-EB	CW-WB	Total		Right	Thru	Left	U-Turn	CW-SB	CW-NB	Total		Right	Thru	Left	U-Turn	CW-WB	CW-EB	Total		Right	Thru	Left	U-Turn	CW-NB	CW-SB	Total		
7:45 AM	0	0	0	0	0	0	0	0	2	0	0	0	0	2		0	0	0	0	0	0	0	0	0	0	0	0	0	0	0	0	2	
8:00 AM	0	0	0	0	0	0	0	0	2	0	0	0	0	2		0	0	0	0	0	0	0	0	0	1	0	0	0	0	0	1	3	
8:15 AM	0	0	0	0	0	4	4	0	4	0	0	0	0	4		0	0	0	0	0	0	0	0	0	0	0	0	0	0	0	0	8	
8:30 AM	0	0	0	0	0	1	1	0	4	0	0	0	0	4		0	0	0	0	0	0	0	0	0	0	0	0	0	0	0	0	5	
Total Volume	0	0	0	0	0	5	5	0	12	0	0	0	0	12		0	0	0	0	0	0	0	0	0	1	0	0	0	0	0	1	18	
% Approach Total	0.0	0.0	0.0	0.0	0.0	100.0		0.0	100.0	0.0	0.0	0.0	0.0		0.0	0.0	0.0	0.0	0.0	0.0	0.0		0.0	100.0	0.0	0.0	0.0	0.0					
PHF	0.000	0.000	0.000	0.000	0.000	0.313	0.313	0.000	0.750	0.000	0.000	0.000	0.750		0.000	0.000	0.000	0.000	0.000	0.000	0.000		0.000	0.250	0.000	0.000	0.000	0.000	0.250	0.563			
Entering Leg	0	0	0	0	0	5	5	0	12	0	0	0	0	12		0	0	0	0	0	0	0	0	0	1	0	0	0	0	0	1	18	
Exiting Leg	5							1							0							12							18				
Total	10							13							0							13							36				

PDI File #: **186391 D**  
 Location: **N: Hartwell Place S: Driveway**  
 Location: **E: Hartwell Avenue W: Hartwell Avenue**  
 City, State: **Lexington, MA**  
 Client: **Vanasse & Associates/ S. Kelly**  
 Site Code: **7993**  
 Count Date: **Wednesday, August 01, 2018**  
 Start Time: **7:00 AM**  
 End Time: **9:00 AM**  
 Class:



46 Morton Street, Framingham, MA 01702  
 Office: 508-875-0100 Fax: 508-875-0118  
 Email: datarequests@pdillc.com

**Pedestrians**

	Hartwell Place							Hartwell Avenue							Driveway							Hartwell Avenue							Total
	from North							from East							from South							from West							
	Right	Thru	Left	U-Turn	CW-EB	CW-WB	Total	Right	Thru	Left	U-Turn	CW-SB	CW-NB	Total	Right	Thru	Left	U-Turn	CW-WB	CW-EB	Total	Right	Thru	Left	U-Turn	CW-NB	CW-SB	Total	
7:00 AM	0	0	0	0	0	0	0	0	0	0	0	0	0	0	0	0	0	0	0	0	0	0	0	0	0	0	0	0	
7:15 AM	0	0	0	0	0	0	0	0	0	0	0	0	0	0	0	0	0	0	0	0	0	0	0	0	0	0	0	0	
7:30 AM	0	0	0	0	0	0	0	0	0	0	0	0	0	0	0	0	0	0	0	0	0	0	0	0	0	0	0	0	
7:45 AM	0	0	0	0	0	0	0	0	0	0	0	0	0	0	0	0	0	0	0	0	0	0	0	0	0	0	0	0	
Total	0	0	0	0	0	0	0	0	0	0	0	0	0	0	0	0	0	0	0	0	0	0	0	0	0	0	0	0	
8:00 AM	0	0	0	0	0	2	2	0	0	0	0	0	0	0	0	0	0	0	0	0	0	0	0	0	0	0	0	2	
8:15 AM	0	0	0	0	0	0	0	0	0	0	0	0	0	0	0	0	0	0	0	0	0	0	0	0	0	0	0	0	
8:30 AM	0	0	0	0	0	1	1	0	0	0	0	0	0	0	0	0	0	0	0	0	0	0	0	0	0	0	0	1	
8:45 AM	0	0	0	0	0	1	1	0	0	0	0	0	0	0	0	0	0	0	0	0	0	0	0	0	0	0	0	1	
Total	0	0	0	0	0	4	4	0	0	0	0	0	0	0	0	0	0	0	0	0	0	0	0	0	0	0	0	4	
Grand Total	0	0	0	0	0	4	4	0	0	0	0	0	0	0	0	0	0	0	0	0	0	0	0	0	0	0	0	4	
Approach %	0	0	0	0	0	100		0	0	0	0	0	0	0	0	0	0	0	0	0	0	0	0	0	0	0			
Total %	0	0	0	0	0	100	100	0	0	0	0	0	0	0	0	0	0	0	0	0	0	0	0	0	0	0	0		
Exiting Leg Total	4							0							0							0							4

Peak Hour Analysis from 07:00 AM to 09:00 AM begins at:

8:00 AM	Hartwell Place							Hartwell Avenue							Driveway							Hartwell Avenue							Total
	from North							from East							from South							from West							
	Right	Thru	Left	U-Turn	CW-EB	CW-WB	Total	Right	Thru	Left	U-Turn	CW-SB	CW-NB	Total	Right	Thru	Left	U-Turn	CW-WB	CW-EB	Total	Right	Thru	Left	U-Turn	CW-NB	CW-SB	Total	
8:00 AM	0	0	0	0	0	2	2	0	0	0	0	0	0	0	0	0	0	0	0	0	0	0	0	0	0	0	0	2	
8:15 AM	0	0	0	0	0	0	0	0	0	0	0	0	0	0	0	0	0	0	0	0	0	0	0	0	0	0	0	0	
8:30 AM	0	0	0	0	0	1	1	0	0	0	0	0	0	0	0	0	0	0	0	0	0	0	0	0	0	0	0	1	
8:45 AM	0	0	0	0	0	1	1	0	0	0	0	0	0	0	0	0	0	0	0	0	0	0	0	0	0	0	0	1	
Total Volume	0	0	0	0	0	4	4	0	0	0	0	0	0	0	0	0	0	0	0	0	0	0	0	0	0	0	0	4	
% Approach Total	0.0	0.0	0.0	0.0	0.0	100.0		0.0	0.0	0.0	0.0	0.0	0.0	0.0	0.0	0.0	0.0	0.0	0.0	0.0	0.0	0.0	0.0	0.0	0.0	0.0			
PHF	0.000	0.000	0.000	0.000	0.000	0.500	0.500	0.000	0.000	0.000	0.000	0.000	0.000	0.000	0.000	0.000	0.000	0.000	0.000	0.000	0.000	0.000	0.000	0.000	0.000	0.000	0.000	0.500	
Entering Leg	0	0	0	0	0	4	4	0	0	0	0	0	0	0	0	0	0	0	0	0	0	0	0	0	0	0	0	4	
Exiting Leg	4							0							0							0							4
Total	8							0							0							0							8

PDI File #: **186391 D**  
 Location: **N: Hartwell Place S: Driveway**  
 Location: **E: Hartwell Avenue W: Hartwell Avenue**  
 City, State: **Lexington, MA**  
 Client: **Vanasse & Associates/ S. Kelly**  
 Site Code: **7993**  
 Count Date: **Wednesday, August 01, 2018**  
 Start Time: **4:00 PM**  
 End Time: **6:00 PM**  
 Class:



46 Morton Street, Framingham, MA 01702  
 Office: 508-875-0100 Fax: 508-875-0118  
 Email: datarequests@pdillc.com

**Cars and Heavy Vehicles (Combined)**

	Hartwell Place					Hartwell Avenue					Driveway					Hartwell Avenue					Total
	from North					from East					from South					from West					
	Right	Thru	Left	U-Turn	Total	Right	Thru	Left	U-Turn	Total	Right	Thru	Left	U-Turn	Total	Right	Thru	Left	U-Turn	Total	
4:00 PM	1	0	7	0	8	1	72	6	0	79	13	0	5	0	18	16	304	0	0	320	425
4:15 PM	0	0	5	0	5	0	74	5	0	79	5	0	0	0	5	6	327	0	0	333	422
4:30 PM	2	0	2	0	4	0	79	5	1	85	1	0	1	0	2	7	312	0	0	319	410
4:45 PM	4	1	4	0	9	2	73	5	0	80	8	1	1	0	10	13	292	0	0	305	404
<b>Total</b>	<b>7</b>	<b>1</b>	<b>18</b>	<b>0</b>	<b>26</b>	<b>3</b>	<b>298</b>	<b>21</b>	<b>1</b>	<b>323</b>	<b>27</b>	<b>1</b>	<b>7</b>	<b>0</b>	<b>35</b>	<b>42</b>	<b>1235</b>	<b>0</b>	<b>0</b>	<b>1277</b>	<b>1661</b>
5:00 PM	11	2	3	0	16	1	85	14	0	100	3	0	2	0	5	16	279	3	0	298	419
5:15 PM	3	0	4	0	7	1	97	17	0	115	2	0	1	0	3	12	245	1	0	258	383
5:30 PM	7	0	1	0	8	1	92	5	0	98	2	0	3	0	5	7	239	0	0	246	357
5:45 PM	1	0	1	0	2	0	73	7	0	80	3	0	0	0	3	8	200	0	0	208	293
<b>Total</b>	<b>22</b>	<b>2</b>	<b>9</b>	<b>0</b>	<b>33</b>	<b>3</b>	<b>347</b>	<b>43</b>	<b>0</b>	<b>393</b>	<b>10</b>	<b>0</b>	<b>6</b>	<b>0</b>	<b>16</b>	<b>43</b>	<b>963</b>	<b>4</b>	<b>0</b>	<b>1010</b>	<b>1452</b>
Grand Total	29	3	27	0	59	6	645	64	1	716	37	1	13	0	51	85	2198	4	0	2287	3113
Approach %	49.2	5.1	45.8	0.0		0.8	90.1	8.9	0.1		72.5	2.0	25.5	0.0		3.7	96.1	0.2	0.0		
Total %	0.9	0.1	0.9	0.0	1.9	0.2	20.7	2.1	0.0	23.0	1.2	0.0	0.4	0.0	1.6	2.7	70.6	0.1	0.0	73.5	
Exiting Leg Total	11					2263					152					687					3113
Cars	29	3	27	0	59	6	637	64	1	708	37	1	13	0	51	85	2180	4	0	2269	3087
% Cars	100.0	100.0	100.0	0.0	100.0	100.0	98.8	100.0	100.0	98.9	100.0	100.0	100.0	0.0	100.0	100.0	99.2	100.0	0.0	99.2	99.2
Exiting Leg Total	11					2245					152					679					3087
Heavy Vehicles	0	0	0	0	0	0	8	0	0	8	0	0	0	0	0	0	18	0	0	18	26
% Heavy Vehicles	0.0	0.0	0.0	0.0	0.0	0.0	1.2	0.0	0.0	1.1	0.0	0.0	0.0	0.0	0.0	0.0	0.8	0.0	0.0	0.8	0.8
Exiting Leg Total	0					18					0					8					26

Peak Hour Analysis from 04:00 PM to 06:00 PM begins at:

4:00 PM	Hartwell Place					Hartwell Avenue					Driveway					Hartwell Avenue					Total
	from North					from East					from South					from West					
	Right	Thru	Left	U-Turn	Total	Right	Thru	Left	U-Turn	Total	Right	Thru	Left	U-Turn	Total	Right	Thru	Left	U-Turn	Total	
4:00 PM	1	0	7	0	8	1	72	6	0	79	13	0	5	0	18	16	304	0	0	320	425
4:15 PM	0	0	5	0	5	0	74	5	0	79	5	0	0	0	5	6	327	0	0	333	422
4:30 PM	2	0	2	0	4	0	79	5	1	85	1	0	1	0	2	7	312	0	0	319	410
4:45 PM	4	1	4	0	9	2	73	5	0	80	8	1	1	0	10	13	292	0	0	305	404
Total Volume	7	1	18	0	26	3	298	21	1	323	27	1	7	0	35	42	1235	0	0	1277	1661
% Approach Total	26.9	3.8	69.2	0.0		0.9	92.3	6.5	0.3		77.1	2.9	20.0	0.0		3.3	96.7	0.0	0.0		
PHF	0.438	0.250	0.643	0.000	0.722	0.375	0.943	0.875	0.250	0.950	0.519	0.250	0.350	0.000	0.486	0.656	0.944	0.000	0.000	0.959	0.977
Cars	7	1	18	0	26	3	295	21	1	320	27	1	7	0	35	42	1225	0	0	1267	1648
Cars %	100.0	100.0	100.0	0.0	100.0	100.0	99.0	100.0	100.0	99.1	100.0	100.0	100.0	0.0	100.0	100.0	99.2	0.0	0.0	99.2	99.2
Heavy Vehicles	0	0	0	0	0	0	3	0	0	3	0	0	0	0	0	0	10	0	0	10	13
Heavy Vehicles %	0.0	0.0	0.0	0.0	0.0	0.0	1.0	0.0	0.0	0.9	0.0	0.0	0.0	0.0	0.0	0.0	0.8	0.0	0.0	0.8	0.8
Cars Enter Leg	7	1	18	0	26	3	295	21	1	320	27	1	7	0	35	42	1225	0	0	1267	1648
Heavy Enter Leg	0	0	0	0	0	0	3	0	0	3	0	0	0	0	0	0	10	0	0	10	13
Total Entering Leg	7	1	18	0	26	3	298	21	1	323	27	1	7	0	35	42	1235	0	0	1277	1661
Cars Exiting Leg	4					1271					64					309					1648
Heavy Exiting Leg	0					10					0					3					13
Total Exiting Leg	4					1281					64					312					1661

PDI File #: **186391 D**  
 Location: **N: Hartwell Place S: Driveway**  
 Location: **E: Hartwell Avenue W: Hartwell Avenue**  
 City, State: **Lexington, MA**  
 Client: **Vanasse & Associates/ S. Kelly**  
 Site Code: **7993**  
 Count Date: **Wednesday, August 01, 2018**  
 Start Time: **4:00 PM**  
 End Time: **6:00 PM**  
 Class:



46 Morton Street, Framingham, MA 01702  
 Office: 508-875-0100 Fax: 508-875-0118  
 Email: datarequests@pdillc.com

**Cars-Combined (Motorcycles, Cars, Light Goods)**


	Hartwell Place					Hartwell Avenue					Driveway					Hartwell Avenue					Total
	from North					from East					from South					from West					
	Right	Thru	Left	U-Turn	Total	Right	Thru	Left	U-Turn	Total	Right	Thru	Left	U-Turn	Total	Right	Thru	Left	U-Turn	Total	
4:00 PM	1	0	7	0	8	1	71	6	0	78	13	0	5	0	18	16	301	0	0	317	421
4:15 PM	0	0	5	0	5	0	74	5	0	79	5	0	0	0	5	6	324	0	0	330	419
4:30 PM	2	0	2	0	4	0	77	5	1	83	1	0	1	0	2	7	310	0	0	317	406
4:45 PM	4	1	4	0	9	2	73	5	0	80	8	1	1	0	10	13	290	0	0	303	402
<b>Total</b>	<b>7</b>	<b>1</b>	<b>18</b>	<b>0</b>	<b>26</b>	<b>3</b>	<b>295</b>	<b>21</b>	<b>1</b>	<b>320</b>	<b>27</b>	<b>1</b>	<b>7</b>	<b>0</b>	<b>35</b>	<b>42</b>	<b>1225</b>	<b>0</b>	<b>0</b>	<b>1267</b>	<b>1648</b>
5:00 PM	11	2	3	0	16	1	83	14	0	98	3	0	2	0	5	16	278	3	0	297	416
5:15 PM	3	0	4	0	7	1	96	17	0	114	2	0	1	0	3	12	242	1	0	255	379
5:30 PM	7	0	1	0	8	1	91	5	0	97	2	0	3	0	5	7	238	0	0	245	355
5:45 PM	1	0	1	0	2	0	72	7	0	79	3	0	0	0	3	8	197	0	0	205	289
<b>Total</b>	<b>22</b>	<b>2</b>	<b>9</b>	<b>0</b>	<b>33</b>	<b>3</b>	<b>342</b>	<b>43</b>	<b>0</b>	<b>388</b>	<b>10</b>	<b>0</b>	<b>6</b>	<b>0</b>	<b>16</b>	<b>43</b>	<b>955</b>	<b>4</b>	<b>0</b>	<b>1002</b>	<b>1439</b>
Grand Total	29	3	27	0	59	6	637	64	1	708	37	1	13	0	51	85	2180	4	0	2269	3087
Approach %	49.2	5.1	45.8	0.0		0.8	90.0	9.0	0.1		72.5	2.0	25.5	0.0		3.7	96.1	0.2	0.0		
Total %	0.9	0.1	0.9	0.0	1.9	0.2	20.6	2.1	0.0	22.9	1.2	0.0	0.4	0.0	1.7	2.8	70.6	0.1	0.0		73.5
Exiting Leg Total	11					2245					152					679					3087

Peak Hour Analysis from 04:00 PM to 06:00 PM begins at:

	Hartwell Place					Hartwell Avenue					Driveway					Hartwell Avenue					Total
	from North					from East					from South					from West					
	Right	Thru	Left	U-Turn	Total	Right	Thru	Left	U-Turn	Total	Right	Thru	Left	U-Turn	Total	Right	Thru	Left	U-Turn	Total	
4:00 PM	1	0	7	0	8	1	71	6	0	78	13	0	5	0	18	16	301	0	0	317	421
4:15 PM	0	0	5	0	5	0	74	5	0	79	5	0	0	0	5	6	324	0	0	330	419
4:30 PM	2	0	2	0	4	0	77	5	1	83	1	0	1	0	2	7	310	0	0	317	406
4:45 PM	4	1	4	0	9	2	73	5	0	80	8	1	1	0	10	13	290	0	0	303	402
<b>Total Volume</b>	<b>7</b>	<b>1</b>	<b>18</b>	<b>0</b>	<b>26</b>	<b>3</b>	<b>295</b>	<b>21</b>	<b>1</b>	<b>320</b>	<b>27</b>	<b>1</b>	<b>7</b>	<b>0</b>	<b>35</b>	<b>42</b>	<b>1225</b>	<b>0</b>	<b>0</b>	<b>1267</b>	<b>1648</b>
<b>% Approach Total</b>	<b>26.9</b>	<b>3.8</b>	<b>69.2</b>	<b>0.0</b>		<b>0.9</b>	<b>92.2</b>	<b>6.6</b>	<b>0.3</b>		<b>77.1</b>	<b>2.9</b>	<b>20.0</b>	<b>0.0</b>		<b>3.3</b>	<b>96.7</b>	<b>0.0</b>	<b>0.0</b>		
PHF	0.438	0.250	0.643	0.000	0.722	0.375	0.958	0.875	0.250	0.964	0.519	0.250	0.350	0.000	0.486	0.656	0.945	0.000	0.000	0.960	0.979
Entering Leg	7	1	18	0	26	3	295	21	1	320	27	1	7	0	35	42	1225	0	0	1267	1648
Exiting Leg	4					1271					64					309					1648
<b>Total</b>	<b>30</b>					<b>1591</b>					<b>99</b>					<b>1576</b>					<b>3296</b>



PDI File #: **186391 D**  
 Location: **N: Hartwell Place S: Driveway**  
 Location: **E: Hartwell Avenue W: Hartwell Avenue**  
 City, State: **Lexington, MA**  
 Client: **Vanasse & Associates/ S. Kelly**  
 Site Code: **7993**  
 Count Date: **Wednesday, August 01, 2018**  
 Start Time: **4:00 PM**  
 End Time: **6:00 PM**  
 Class:



46 Morton Street, Framingham, MA 01702  
 Office: 508-875-0100 Fax: 508-875-0118  
 Email: datarequests@pdillc.com


**Heavy Vehicles-Combined (Buses, Single-Unit Trucks, Articulated Trucks)**

	Hartwell Place					Hartwell Avenue					Driveway					Hartwell Avenue					Total
	from North					from East					from South					from West					
	Right	Thru	Left	U-Turn	Total	Right	Thru	Left	U-Turn	Total	Right	Thru	Left	U-Turn	Total	Right	Thru	Left	U-Turn	Total	
4:00 PM	0	0	0	0	0	0	1	0	0	1	0	0	0	0	0	0	3	0	0	3	4
4:15 PM	0	0	0	0	0	0	0	0	0	0	0	0	0	0	0	0	3	0	0	3	3
4:30 PM	0	0	0	0	0	0	2	0	0	2	0	0	0	0	0	0	2	0	0	2	4
4:45 PM	0	0	0	0	0	0	0	0	0	0	0	0	0	0	0	0	2	0	0	2	2
<b>Total</b>	0	0	0	0	0	0	3	0	0	3	0	0	0	0	0	0	10	0	0	10	13
5:00 PM	0	0	0	0	0	0	2	0	0	2	0	0	0	0	0	0	1	0	0	1	3
5:15 PM	0	0	0	0	0	0	1	0	0	1	0	0	0	0	0	0	3	0	0	3	4
5:30 PM	0	0	0	0	0	0	1	0	0	1	0	0	0	0	0	0	1	0	0	1	2
5:45 PM	0	0	0	0	0	0	1	0	0	1	0	0	0	0	0	0	3	0	0	3	4
<b>Total</b>	0	0	0	0	0	0	5	0	0	5	0	0	0	0	0	0	8	0	0	8	13
<b>Grand Total</b>	0	0	0	0	0	0	8	0	0	8	0	0	0	0	0	0	18	0	0	18	26
Approach %	0.0	0.0	0.0	0.0		0.0	100.0	0.0	0.0		0.0	0.0	0.0	0.0		0.0	100.0	0.0	0.0		
Total %	0.0	0.0	0.0	0.0	0.0	0.0	30.8	0.0	0.0	30.8	0.0	0.0	0.0	0.0	0.0	0.0	69.2	0.0	0.0	69.2	
Exiting Leg Total	0					18					0					8					26
Buses	0	0	0	0	0	0	2	0	0	2	0	0	0	0	0	0	6	0	0	6	8
% Buses	0.0	0.0	0.0	0.0	0.0	0.0	25.0	0.0	0.0	25.0	0.0	0.0	0.0	0.0	0.0	0.0	33.3	0.0	0.0	33.3	30.8
Exiting Leg Total	0					6					0					2					8
Single-Unit Trucks	0	0	0	0	0	0	5	0	0	5	0	0	0	0	0	0	11	0	0	11	16
% Single-Unit	0.0	0.0	0.0	0.0	0.0	0.0	62.5	0.0	0.0	62.5	0.0	0.0	0.0	0.0	0.0	0.0	61.1	0.0	0.0	61.1	61.5
Exiting Leg Total	0					11					0					5					16
Articulated Trucks	0	0	0	0	0	0	1	0	0	1	0	0	0	0	0	0	1	0	0	1	2
% Articulated	0.0	0.0	0.0	0.0	0.0	0.0	12.5	0.0	0.0	12.5	0.0	0.0	0.0	0.0	0.0	0.0	5.6	0.0	0.0	5.6	7.7
Exiting Leg Total	0					1					0					1					2

Peak Hour Analysis from 04:00 PM to 06:00 PM begins at:

	Hartwell Place					Hartwell Avenue					Driveway					Hartwell Avenue					Total
	from North					from East					from South					from West					
	Right	Thru	Left	U-Turn	Total	Right	Thru	Left	U-Turn	Total	Right	Thru	Left	U-Turn	Total	Right	Thru	Left	U-Turn	Total	
4:00 PM	0	0	0	0	0	0	1	0	0	1	0	0	0	0	0	0	3	0	0	3	4
4:15 PM	0	0	0	0	0	0	0	0	0	0	0	0	0	0	0	0	3	0	0	3	3
4:30 PM	0	0	0	0	0	0	2	0	0	2	0	0	0	0	0	0	2	0	0	2	4
4:45 PM	0	0	0	0	0	0	0	0	0	0	0	0	0	0	0	0	2	0	0	2	2
<b>Total Volume</b>	0	0	0	0	0	0	3	0	0	3	0	0	0	0	0	0	10	0	0	10	13
% Approach Total	0.0	0.0	0.0	0.0		0.0	100.0	0.0	0.0		0.0	0.0	0.0	0.0		0.0	100.0	0.0	0.0		
PHF	0.000	0.000	0.000	0.000	0.000	0.000	0.375	0.000	0.000	0.375	0.000	0.000	0.000	0.000	0.000	0.000	0.833	0.000	0.000	0.833	0.813
Buses	0	0	0	0	0	0	1	0	0	1	0	0	0	0	0	0	2	0	0	2	3
Buses %	0.0	0.0	0.0	0.0	0.0	0.0	33.3	0.0	0.0	33.3	0.0	0.0	0.0	0.0	0.0	0.0	20.0	0.0	0.0	20.0	23.1
Single-Unit Trucks	0	0	0	0	0	0	2	0	0	2	0	0	0	0	0	0	8	0	0	8	10
Single-Unit %	0.0	0.0	0.0	0.0	0.0	0.0	66.7	0.0	0.0	66.7	0.0	0.0	0.0	0.0	0.0	0.0	80.0	0.0	0.0	80.0	76.9
Articulated Trucks	0	0	0	0	0	0	0	0	0	0	0	0	0	0	0	0	0	0	0	0	0
Articulated %	0.0	0.0	0.0	0.0	0.0	0.0	0.0	0.0	0.0	0.0	0.0	0.0	0.0	0.0	0.0	0.0	0.0	0.0	0.0	0.0	0.0
Buses	0	0	0	0	0	0	1	0	0	1	0	0	0	0	0	0	2	0	0	2	3
Single-Unit Trucks	0	0	0	0	0	0	2	0	0	2	0	0	0	0	0	0	8	0	0	8	10
Articulated Trucks	0	0	0	0	0	0	0	0	0	0	0	0	0	0	0	0	0	0	0	0	0
<b>Total Entering Leg</b>	0	0	0	0	0	0	3	0	0	3	0	0	0	0	0	0	10	0	0	10	13
Buses	0					2					0					1					3
Single-Unit Trucks	0					8					0					2					10
Articulated Trucks	0					0					0					0					0
<b>Total Exiting Leg</b>	0					10					0					3					13

PDI File #: **186391 D**  
 Location: **N: Hartwell Place S: Driveway**  
 Location: **E: Hartwell Avenue W: Hartwell Avenue**  
 City, State: **Lexington, MA**  
 Client: **Vanasse & Associates/ S. Kelly**  
 Site Code: **7993**  
 Count Date: **Wednesday, August 01, 2018**  
 Start Time: **4:00 PM**  
 End Time: **6:00 PM**  
 Class:



46 Morton Street, Framingham, MA 01702  
 Office: 508-875-0100 Fax: 508-875-0118  
 Email: datarequests@pdillc.com

**Cars**

	Hartwell Place					Hartwell Avenue					Driveway					Hartwell Avenue					Total					
	from North					from East					from South					from West										
	Right	Thru	Left	U-Turn	Total	Right	Thru	Left	U-Turn	Total	Right	Thru	Left	U-Turn	Total	Right	Thru	Left	U-Turn	Total						
4:00 PM	1	0	7	0	8	0	67	4	0	71	8	0	5	0	13	16	267	0	0	283	375					
4:15 PM	0	0	5	0	5	0	67	5	0	72	5	0	0	0	5	6	296	0	0	302	384					
4:30 PM	2	0	2	0	4	0	68	4	1	73	1	0	1	0	2	7	289	0	0	296	375					
4:45 PM	4	1	4	0	9	2	67	5	0	74	7	1	1	0	9	13	268	0	0	281	373					
<b>Total</b>	<b>7</b>	<b>1</b>	<b>18</b>	<b>0</b>	<b>26</b>	<b>2</b>	<b>269</b>	<b>18</b>	<b>1</b>	<b>290</b>	<b>21</b>	<b>1</b>	<b>7</b>	<b>0</b>	<b>29</b>	<b>42</b>	<b>1120</b>	<b>0</b>	<b>0</b>	<b>1162</b>	<b>1507</b>					
5:00 PM	11	2	3	0	16	1	77	13	0	91	2	0	2	0	4	16	258	3	0	277	388					
5:15 PM	3	0	4	0	7	1	90	16	0	107	1	0	1	0	2	11	231	1	0	243	359					
5:30 PM	6	0	1	0	7	0	87	5	0	92	2	0	1	0	3	7	234	0	0	241	343					
5:45 PM	1	0	1	0	2	0	67	6	0	73	3	0	0	0	3	7	190	0	0	197	275					
<b>Total</b>	<b>21</b>	<b>2</b>	<b>9</b>	<b>0</b>	<b>32</b>	<b>2</b>	<b>321</b>	<b>40</b>	<b>0</b>	<b>363</b>	<b>8</b>	<b>0</b>	<b>4</b>	<b>0</b>	<b>12</b>	<b>41</b>	<b>913</b>	<b>4</b>	<b>0</b>	<b>958</b>	<b>1365</b>					
Grand Total	28	3	27	0	58	4	590	58	1	653	29	1	11	0	41	83	2033	4	0	2120	2872					
Approach %	48.3	5.2	46.6	0.0		0.6	90.4	8.9	0.2		70.7	2.4	26.8	0.0		3.9	95.9	0.2	0.0							
Total %	1.0	0.1	0.9	0.0	2.0	0.1	20.5	2.0	0.0	22.7	1.0	0.0	0.4	0.0	1.4	2.9	70.8	0.1	0.0		73.8					
Exiting Leg Total						9					2090					144					629					2872

Peak Hour Analysis from 04:00 PM to 06:00 PM begins at:

	Hartwell Place					Hartwell Avenue					Driveway					Hartwell Avenue					Total
	from North					from East					from South					from West					
	Right	Thru	Left	U-Turn	Total	Right	Thru	Left	U-Turn	Total	Right	Thru	Left	U-Turn	Total	Right	Thru	Left	U-Turn	Total	
4:15 PM	0	0	5	0	5	0	67	5	0	72	5	0	0	0	5	6	296	0	0	302	384
4:30 PM	2	0	2	0	4	0	68	4	1	73	1	0	1	0	2	7	289	0	0	296	375
4:45 PM	4	1	4	0	9	2	67	5	0	74	7	1	1	0	9	13	268	0	0	281	373
5:00 PM	11	2	3	0	16	1	77	13	0	91	2	0	2	0	4	16	258	3	0	277	388
Total Volume	17	3	14	0	34	3	279	27	1	310	15	1	4	0	20	42	1111	3	0	1156	1520
% Approach Total	50.0	8.8	41.2	0.0		1.0	90.0	8.7	0.3		75.0	5.0	20.0	0.0		3.6	96.1	0.3	0.0		
PHF	0.386	0.375	0.700	0.000	0.531	0.375	0.906	0.519	0.250	0.852	0.536	0.250	0.500	0.000	0.556	0.656	0.938	0.250	0.000	0.957	0.979
Entering Leg	17	3	14	0	34	3	279	27	1	310	15	1	4	0	20	42	1111	3	0	1156	1520
Exiting Leg						7					1141					72					300
Total	41					1451					92					1456					3040

PDI File #: **186391 D**  
 Location: **N: Hartwell Place S: Driveway**  
 Location: **E: Hartwell Avenue W: Hartwell Avenue**  
 City, State: **Lexington, MA**  
 Client: **Vanasse & Associates/ S. Kelly**  
 Site Code: **7993**  
 Count Date: **Wednesday, August 01, 2018**  
 Start Time: **4:00 PM**  
 End Time: **6:00 PM**  
 Class: **Light Goods Vehicle**



46 Morton Street, Framingham, MA 01702  
 Office: 508-875-0100 Fax: 508-875-0118  
 Email: datarequests@pdillc.com


**Light Goods Vehicle**

	Hartwell Place					Hartwell Avenue					Driveway					Hartwell Avenue					Total					
	from North					from East					from South					from West										
	Right	Thru	Left	U-Turn	Total	Right	Thru	Left	U-Turn	Total	Right	Thru	Left	U-Turn	Total	Right	Thru	Left	U-Turn	Total						
4:00 PM	0	0	0	0	0	1	4	2	0	7	5	0	0	0	5	0	32	0	0	32	44					
4:15 PM	0	0	0	0	0	0	7	0	0	7	0	0	0	0	0	0	27	0	0	27	34					
4:30 PM	0	0	0	0	0	0	9	1	0	10	0	0	0	0	0	0	19	0	0	19	29					
4:45 PM	0	0	0	0	0	0	6	0	0	6	1	0	0	0	1	0	22	0	0	22	29					
<b>Total</b>	0	0	0	0	0	1	26	3	0	30	6	0	0	0	6	0	100	0	0	100	136					
5:00 PM	0	0	0	0	0	0	6	1	0	7	1	0	0	0	1	0	20	0	0	20	28					
5:15 PM	0	0	0	0	0	0	5	1	0	6	1	0	0	0	1	1	11	0	0	12	19					
5:30 PM	1	0	0	0	1	1	4	0	0	5	0	0	2	0	2	0	4	0	0	4	12					
5:45 PM	0	0	0	0	0	0	5	1	0	6	0	0	0	0	0	1	7	0	0	8	14					
<b>Total</b>	1	0	0	0	1	1	20	3	0	24	2	0	2	0	4	2	42	0	0	44	73					
<b>Grand Total</b>	1	0	0	0	1	2	46	6	0	54	8	0	2	0	10	2	142	0	0	144	209					
Approach %	100.0	0.0	0.0	0.0		3.7	85.2	11.1	0.0		80.0	0.0	20.0	0.0		1.4	98.6	0.0	0.0							
Total %	0.5	0.0	0.0	0.0	0.5	1.0	22.0	2.9	0.0	25.8	3.8	0.0	1.0	0.0	4.8	1.0	67.9	0.0	0.0	68.9						
Exiting Leg Total						2					150					8					49					209

Peak Hour Analysis from 04:00 PM to 06:00 PM begins at:

	Hartwell Place					Hartwell Avenue					Driveway					Hartwell Avenue					Total					
	from North					from East					from South					from West										
	Right	Thru	Left	U-Turn	Total	Right	Thru	Left	U-Turn	Total	Right	Thru	Left	U-Turn	Total	Right	Thru	Left	U-Turn	Total						
4:00 PM	0	0	0	0	0	1	4	2	0	7	5	0	0	0	5	0	32	0	0	32	44					
4:15 PM	0	0	0	0	0	0	7	0	0	7	0	0	0	0	0	0	27	0	0	27	34					
4:30 PM	0	0	0	0	0	0	9	1	0	10	0	0	0	0	0	0	19	0	0	19	29					
4:45 PM	0	0	0	0	0	0	6	0	0	6	1	0	0	0	1	0	22	0	0	22	29					
<b>Total Volume</b>	0	0	0	0	0	1	26	3	0	30	6	0	0	0	6	0	100	0	0	100	136					
<b>% Approach Total</b>	0.0	0.0	0.0	0.0		3.3	86.7	10.0	0.0		100.0	0.0	0.0	0.0		0.0	100.0	0.0	0.0							
PHF	0.000	0.000	0.000	0.000	0.000	0.250	0.722	0.375	0.000	0.750	0.300	0.000	0.000	0.000	0.300	0.000	0.781	0.000	0.000	0.781	0.773					
Entering Leg	0	0	0	0	0	1	26	3	0	30	6	0	0	0	6	0	100	0	0	100	136					
Exiting Leg						1					106					3					26					
<b>Total</b>						1					136					9					126					272

PDI File #: **186391 D**  
 Location: **N: Hartwell Place S: Driveway**  
 Location: **E: Hartwell Avenue W: Hartwell Avenue**  
 City, State: **Lexington, MA**  
 Client: **Vanasse & Associates/ S. Kelly**  
 Site Code: **7993**  
 Count Date: **Wednesday, August 01, 2018**  
 Start Time: **4:00 PM**  
 End Time: **6:00 PM**  
 Class:



46 Morton Street, Framingham, MA 01702  
 Office: 508-875-0100 Fax: 508-875-0118  
 Email: datarequests@pdillc.com

**Buses**

	Hartwell Place					Hartwell Avenue					Driveway					Hartwell Avenue					Total
	from North					from East					from South					from West					
	Right	Thru	Left	U-Turn	Total	Right	Thru	Left	U-Turn	Total	Right	Thru	Left	U-Turn	Total	Right	Thru	Left	U-Turn	Total	
4:00 PM	0	0	0	0	0	0	0	0	0	0	0	0	0	0	0	0	1	0	0	1	1
4:15 PM	0	0	0	0	0	0	0	0	0	0	0	0	0	0	0	0	1	0	0	1	1
4:30 PM	0	0	0	0	0	0	1	0	0	1	0	0	0	0	0	0	0	0	0	0	1
4:45 PM	0	0	0	0	0	0	0	0	0	0	0	0	0	0	0	0	0	0	0	0	0
<b>Total</b>	0	0	0	0	0	0	1	0	0	1	0	0	0	0	0	0	2	0	0	2	3
5:00 PM	0	0	0	0	0	0	0	0	0	0	0	0	0	0	0	0	0	0	0	0	0
5:15 PM	0	0	0	0	0	0	0	0	0	0	0	0	0	0	0	0	2	0	0	2	2
5:30 PM	0	0	0	0	0	0	0	0	0	0	0	0	0	0	0	0	1	0	0	1	1
5:45 PM	0	0	0	0	0	0	1	0	0	1	0	0	0	0	0	0	1	0	0	1	2
<b>Total</b>	0	0	0	0	0	0	1	0	0	1	0	0	0	0	0	0	4	0	0	4	5
<b>Grand Total</b>	0	0	0	0	0	0	2	0	0	2	0	0	0	0	0	0	6	0	0	6	8
Approach %	0.0	0.0	0.0	0.0		0.0	100.0	0.0	0.0		0.0	0.0	0.0	0.0		0.0	100.0	0.0	0.0		
Total %	0.0	0.0	0.0	0.0	0.0	0.0	25.0	0.0	0.0	25.0	0.0	0.0	0.0	0.0	0.0	0.0	75.0	0.0	0.0	75.0	
Exiting Leg Total	0					6					0					2					8

Peak Hour Analysis from 04:00 PM to 06:00 PM begins at:

	Hartwell Place					Hartwell Avenue					Driveway					Hartwell Avenue					Total
	from North					from East					from South					from West					
	Right	Thru	Left	U-Turn	Total	Right	Thru	Left	U-Turn	Total	Right	Thru	Left	U-Turn	Total	Right	Thru	Left	U-Turn	Total	
5:00 PM	0	0	0	0	0	0	0	0	0	0	0	0	0	0	0	0	0	0	0	0	0
5:15 PM	0	0	0	0	0	0	0	0	0	0	0	0	0	0	0	0	2	0	0	2	2
5:30 PM	0	0	0	0	0	0	0	0	0	0	0	0	0	0	0	0	1	0	0	1	1
5:45 PM	0	0	0	0	0	0	1	0	0	1	0	0	0	0	0	0	1	0	0	1	2
<b>Total Volume</b>	0	0	0	0	0	0	1	0	0	1	0	0	0	0	0	0	4	0	0	4	5
<b>% Approach Total</b>	0.0	0.0	0.0	0.0		0.0	100.0	0.0	0.0		0.0	0.0	0.0	0.0		0.0	100.0	0.0	0.0		
PHF	0.000	0.000	0.000	0.000	0.000	0.000	0.250	0.000	0.000	0.250	0.000	0.000	0.000	0.000	0.000	0.000	0.500	0.000	0.000	0.500	0.625
Entering Leg	0	0	0	0	0	0	1	0	0	1	0	0	0	0	0	0	4	0	0	4	5
Exiting Leg	0					4					0					1					5
<b>Total</b>	0					5					0					5					10

PDI File #: **186391 D**  
 Location: **N: Hartwell Place S: Driveway**  
 Location: **E: Hartwell Avenue W: Hartwell Avenue**  
 City, State: **Lexington, MA**  
 Client: **Vanasse & Associates/ S. Kelly**  
 Site Code: **7993**  
 Count Date: **Wednesday, August 01, 2018**  
 Start Time: **4:00 PM**  
 End Time: **6:00 PM**  
 Class:



46 Morton Street, Framingham, MA 01702  
 Office: 508-875-0100 Fax: 508-875-0118  
 Email: datarequests@pdillc.com

**Single-Unit Trucks**

	Hartwell Place					Hartwell Avenue					Driveway					Hartwell Avenue					Total
	from North					from East					from South					from West					
	Right	Thru	Left	U-Turn	Total	Right	Thru	Left	U-Turn	Total	Right	Thru	Left	U-Turn	Total	Right	Thru	Left	U-Turn	Total	
4:00 PM	0	0	0	0	0	0	1	0	0	1	0	0	0	0	0	0	2	0	0	2	3
4:15 PM	0	0	0	0	0	0	0	0	0	0	0	0	0	0	0	0	2	0	0	2	2
4:30 PM	0	0	0	0	0	0	1	0	0	1	0	0	0	0	0	0	2	0	0	2	3
4:45 PM	0	0	0	0	0	0	0	0	0	0	0	0	0	0	0	0	2	0	0	2	2
<b>Total</b>	0	0	0	0	0	0	2	0	0	2	0	0	0	0	0	0	8	0	0	8	10
5:00 PM	0	0	0	0	0	0	1	0	0	1	0	0	0	0	0	0	0	0	0	0	1
5:15 PM	0	0	0	0	0	0	1	0	0	1	0	0	0	0	0	0	1	0	0	1	2
5:30 PM	0	0	0	0	0	0	1	0	0	1	0	0	0	0	0	0	0	0	0	0	1
5:45 PM	0	0	0	0	0	0	0	0	0	0	0	0	0	0	0	0	2	0	0	2	2
<b>Total</b>	0	0	0	0	0	0	3	0	0	3	0	0	0	0	0	0	3	0	0	3	6
<b>Grand Total</b>	0	0	0	0	0	0	5	0	0	5	0	0	0	0	0	0	11	0	0	11	16
Approach %	0.0	0.0	0.0	0.0		0.0	100.0	0.0	0.0		0.0	0.0	0.0	0.0		0.0	100.0	0.0	0.0		
Total %	0.0	0.0	0.0	0.0	0.0	0.0	31.3	0.0	0.0	31.3	0.0	0.0	0.0	0.0	0.0	0.0	68.8	0.0	0.0	68.8	
Exiting Leg Total	0					11					0					5					16

Peak Hour Analysis from 04:00 PM to 06:00 PM begins at:

4:00 PM	Hartwell Place					Hartwell Avenue					Driveway					Hartwell Avenue					Total
	from North					from East					from South					from West					
	Right	Thru	Left	U-Turn	Total	Right	Thru	Left	U-Turn	Total	Right	Thru	Left	U-Turn	Total	Right	Thru	Left	U-Turn	Total	
4:00 PM	0	0	0	0	0	0	1	0	0	1	0	0	0	0	0	0	2	0	0	2	3
4:15 PM	0	0	0	0	0	0	0	0	0	0	0	0	0	0	0	0	2	0	0	2	2
4:30 PM	0	0	0	0	0	0	1	0	0	1	0	0	0	0	0	0	2	0	0	2	3
4:45 PM	0	0	0	0	0	0	0	0	0	0	0	0	0	0	0	0	2	0	0	2	2
<b>Total Volume</b>	0	0	0	0	0	0	2	0	0	2	0	0	0	0	0	0	8	0	0	8	10
<b>% Approach Total</b>	0.0	0.0	0.0	0.0		0.0	100.0	0.0	0.0		0.0	0.0	0.0	0.0		0.0	100.0	0.0	0.0		
PHF	0.000	0.000	0.000	0.000	0.000	0.000	0.500	0.000	0.000	0.500	0.000	0.000	0.000	0.000	0.000	0.000	1.000	0.000	0.000	1.000	0.833
Entering Leg	0	0	0	0	0	0	2	0	0	2	0	0	0	0	0	0	8	0	0	8	10
Exiting Leg	0					8					0					2					10
<b>Total</b>	0					10					0					10					20

PDI File #: **186391 D**  
 Location: **N: Hartwell Place S: Driveway**  
 Location: **E: Hartwell Avenue W: Hartwell Avenue**  
 City, State: **Lexington, MA**  
 Client: **Vanasse & Associates/ S. Kelly**  
 Site Code: **7993**  
 Count Date: **Wednesday, August 01, 2018**  
 Start Time: **4:00 PM**  
 End Time: **6:00 PM**  
 Class:



46 Morton Street, Framingham, MA 01702  
 Office: 508-875-0100 Fax: 508-875-0118  
 Email: datarequests@pdillc.com

**Articulated Trucks**

	Hartwell Place					Hartwell Avenue					Driveway					Hartwell Avenue					Total
	from North					from East					from South					from West					
	Right	Thru	Left	U-Turn	Total	Right	Thru	Left	U-Turn	Total	Right	Thru	Left	U-Turn	Total	Right	Thru	Left	U-Turn	Total	
4:00 PM	0	0	0	0	0	0	0	0	0	0	0	0	0	0	0	0	0	0	0	0	0
4:15 PM	0	0	0	0	0	0	0	0	0	0	0	0	0	0	0	0	0	0	0	0	0
4:30 PM	0	0	0	0	0	0	0	0	0	0	0	0	0	0	0	0	0	0	0	0	0
4:45 PM	0	0	0	0	0	0	0	0	0	0	0	0	0	0	0	0	0	0	0	0	0
<b>Total</b>	0	0	0	0	0	0	0	0	0	0	0	0	0	0	0	0	0	0	0	0	0
5:00 PM	0	0	0	0	0	0	1	0	0	1	0	0	0	0	0	0	1	0	0	1	2
5:15 PM	0	0	0	0	0	0	0	0	0	0	0	0	0	0	0	0	0	0	0	0	0
5:30 PM	0	0	0	0	0	0	0	0	0	0	0	0	0	0	0	0	0	0	0	0	0
5:45 PM	0	0	0	0	0	0	0	0	0	0	0	0	0	0	0	0	0	0	0	0	0
<b>Total</b>	0	0	0	0	0	0	1	0	0	1	0	0	0	0	0	0	1	0	0	1	2
Grand Total	0	0	0	0	0	0	1	0	0	1	0	0	0	0	0	0	1	0	0	1	2
Approach %	0.0	0.0	0.0	0.0		0.0	100.0	0.0	0.0		0.0	0.0	0.0	0.0		0.0	100.0	0.0	0.0		
Total %	0.0	0.0	0.0	0.0	0.0	0.0	50.0	0.0	0.0	50.0	0.0	0.0	0.0	0.0	0.0	0.0	50.0	0.0	0.0	50.0	
Exiting Leg Total	0					1					0					1					2

Peak Hour Analysis from 04:00 PM to 06:00 PM begins at:

4:15 PM	Hartwell Place					Hartwell Avenue					Driveway					Hartwell Avenue					Total
	from North					from East					from South					from West					
	Right	Thru	Left	U-Turn	Total	Right	Thru	Left	U-Turn	Total	Right	Thru	Left	U-Turn	Total	Right	Thru	Left	U-Turn	Total	
4:15 PM	0	0	0	0	0	0	0	0	0	0	0	0	0	0	0	0	0	0	0	0	0
4:30 PM	0	0	0	0	0	0	0	0	0	0	0	0	0	0	0	0	0	0	0	0	0
4:45 PM	0	0	0	0	0	0	0	0	0	0	0	0	0	0	0	0	0	0	0	0	0
5:00 PM	0	0	0	0	0	0	1	0	0	1	0	0	0	0	0	0	1	0	0	1	2
Total Volume	0	0	0	0	0	0	1	0	0	1	0	0	0	0	0	0	1	0	0	1	2
% Approach Total	0.0	0.0	0.0	0.0		0.0	100.0	0.0	0.0		0.0	0.0	0.0	0.0		0.0	100.0	0.0	0.0		
PHF	0.000	0.000	0.000	0.000	0.000	0.000	0.250	0.000	0.000	0.250	0.000	0.000	0.000	0.000	0.000	0.000	0.250	0.000	0.000	0.250	0.250
Entering Leg	0	0	0	0	0	0	1	0	0	1	0	0	0	0	0	0	1	0	0	1	2
Exiting Leg	0					1					0					1					2
Total	0					2					0					2					4

PDI File #: 186391 D  
 Location: N: Hartwell Place S: Driveway  
 Location: E: Hartwell Avenue W: Hartwell Avenue  
 City, State: Lexington, MA  
 Client: Vanasse & Associates/ S. Kelly  
 Site Code: 7993  
 Count Date: Wednesday, August 01, 2018  
 Start Time: 4:00 PM  
 End Time: 6:00 PM  
 Class:



46 Morton Street, Framingham, MA 01702  
 Office: 508-875-0100 Fax: 508-875-0118  
 Email: datarequests@pdillc.com

**Bicycles (on Roadway and Crosswalks)**

	Hartwell Place							Hartwell Avenue							Driveway							Hartwell Avenue							Total
	from North							from East							from South							from West							
	Right	Thru	Left	U-Turn	CW-EB	CW-WB	Total	Right	Thru	Left	U-Turn	CW-SB	CW-NB	Total	Right	Thru	Left	U-Turn	CW-WB	CW-EB	Total	Right	Thru	Left	U-Turn	CW-NB	CW-SB	Total	
4:00 PM	0	0	0	0	0	0	0	0	0	0	0	0	0	0	0	0	0	0	0	0	0	0	0	0	0	0	1		
4:15 PM	0	0	0	0	0	0	0	0	0	0	0	0	0	0	0	0	0	0	0	0	0	0	0	0	0	2			
4:30 PM	0	0	0	0	0	0	0	0	0	0	0	0	0	0	0	0	0	0	0	0	0	0	0	0	0	1			
4:45 PM	0	0	0	0	0	0	0	0	0	0	0	0	0	0	0	0	0	0	0	0	0	0	0	0	0	4			
Total	0	0	0	0	0	0	0	0	0	0	0	0	0	0	0	0	0	0	0	0	0	0	0	0	0	8			
5:00 PM	0	0	0	0	0	0	0	0	0	0	0	0	0	0	0	0	0	0	0	0	0	0	0	0	0	2			
5:15 PM	0	0	0	0	0	0	0	0	0	0	0	0	0	0	0	0	0	0	0	0	0	0	0	0	0	9			
5:30 PM	0	0	0	0	0	0	0	0	0	0	0	0	0	0	0	0	0	0	0	0	0	0	0	0	0	4			
5:45 PM	0	0	0	0	0	0	0	0	0	0	0	0	0	0	0	0	0	0	0	0	0	0	0	0	0	3			
Total	0	0	0	0	0	0	0	0	0	0	0	0	0	0	0	0	0	0	0	0	0	0	0	0	0	18			
Grand Total	0	0	0	0	0	0	0	0	0	0	0	0	0	0	0	0	0	0	0	0	0	0	0	0	0	26			
Approach %	0.0	0.0	0.0	0.0	0.0	0.0	0.0	0.0	0.0	0.0	0.0	0.0	0.0	0.0	0.0	0.0	0.0	0.0	0.0	0.0	0.0	0.0	0.0	0.0	0.0	100.0			
Total %	0.0	0.0	0.0	0.0	0.0	0.0	0.0	0.0	0.0	0.0	0.0	0.0	0.0	0.0	0.0	0.0	0.0	0.0	0.0	0.0	0.0	0.0	0.0	0.0	0.0	100.0			
Exiting Leg Total	0							26							0							0							26

Peak Hour Analysis from 04:00 PM to 06:00 PM begins at:

	Hartwell Place							Hartwell Avenue							Driveway							Hartwell Avenue							Total
	from North							from East							from South							from West							
	Right	Thru	Left	U-Turn	CW-EB	CW-WB	Total	Right	Thru	Left	U-Turn	CW-SB	CW-NB	Total	Right	Thru	Left	U-Turn	CW-WB	CW-EB	Total	Right	Thru	Left	U-Turn	CW-NB	CW-SB	Total	
4:45 PM	0	0	0	0	0	0	0	0	0	0	0	0	0	0	0	0	0	0	0	0	0	0	0	0	0	4			
5:00 PM	0	0	0	0	0	0	0	0	0	0	0	0	0	0	0	0	0	0	0	0	0	0	0	0	0	2			
5:15 PM	0	0	0	0	0	0	0	0	0	0	0	0	0	0	0	0	0	0	0	0	0	0	0	0	0	9			
5:30 PM	0	0	0	0	0	0	0	0	0	0	0	0	0	0	0	0	0	0	0	0	0	0	0	0	0	4			
Total Volume	0	0	0	0	0	0	0	0	0	0	0	0	0	0	0	0	0	0	0	0	0	0	0	0	0	19			
% Approach Total	0.0	0.0	0.0	0.0	0.0	0.0	0.0	0.0	0.0	0.0	0.0	0.0	0.0	0.0	0.0	0.0	0.0	0.0	0.0	0.0	0.0	0.0	0.0	0.0	0.0	100.0			
PHF	0.000	0.000	0.000	0.000	0.000	0.000	0.000	0.000	0.000	0.000	0.000	0.000	0.000	0.000	0.000	0.000	0.000	0.000	0.000	0.000	0.000	0.000	0.000	0.000	0.000	0.528			
Entering Leg	0	0	0	0	0	0	0	0	0	0	0	0	0	0	0	0	0	0	0	0	0	0	0	0	0	19			
Exiting Leg	0							19							0							0							19
Total	0							19							0							19							38

PDI File #: 186391 D  
 Location: N: Hartwell Place S: Driveway  
 Location: E: Hartwell Avenue W: Hartwell Avenue  
 City, State: Lexington, MA  
 Client: Vanasse & Associates/ S. Kelly  
 Site Code: 7993  
 Count Date: Wednesday, August 01, 2018  
 Start Time: 4:00 PM  
 End Time: 6:00 PM  
 Class:



46 Morton Street, Framingham, MA 01702  
 Office: 508-875-0100 Fax: 508-875-0118  
 Email: datarequests@pdillc.com

**Pedestrians**


	Hartwell Place							Hartwell Avenue							Driveway							Hartwell Avenue							Total
	from North							from East							from South							from West							
	Right	Thru	Left	U-Turn	CW-EB	CW-WB	Total	Right	Thru	Left	U-Turn	CW-SB	CW-NB	Total	Right	Thru	Left	U-Turn	CW-WB	CW-EB	Total	Right	Thru	Left	U-Turn	CW-NB	CW-SB	Total	
4:00 PM	0	0	0	0	1	0	1	0	0	0	0	0	0	0	0	0	0	0	0	0	0	0	0	0	0	0	1		
4:15 PM	0	0	0	0	0	0	0	0	0	0	0	0	0	0	0	0	0	0	0	0	0	0	0	0	0	0	0		
4:30 PM	0	0	0	0	0	0	0	0	0	0	0	0	0	0	0	0	0	0	0	0	0	0	0	0	0	0	0		
4:45 PM	0	0	0	0	0	0	0	0	0	0	0	0	0	0	0	0	0	0	0	0	0	0	0	0	0	0	0		
Total	0	0	0	0	1	0	1	0	0	0	0	0	0	0	0	0	0	0	0	0	0	0	0	0	0	0	1		
5:00 PM	0	0	0	0	1	0	1	0	0	0	0	0	0	0	0	0	0	0	0	0	0	0	0	0	0	0	1		
5:15 PM	0	0	0	0	0	0	0	0	0	0	0	0	0	0	0	0	0	0	0	0	0	0	0	0	0	0	0		
5:30 PM	0	0	0	0	0	0	0	0	0	0	0	0	0	0	0	0	0	0	0	0	0	0	0	0	0	0	0		
5:45 PM	0	0	0	0	1	0	1	0	0	0	0	0	0	0	0	0	0	0	0	0	0	0	0	0	0	0	1		
Total	0	0	0	0	2	0	2	0	0	0	0	0	0	0	0	0	0	0	0	0	0	0	0	0	0	0	2		
Grand Total	0	0	0	0	3	0	3	0	0	0	0	0	0	0	0	0	0	0	0	0	0	0	0	0	0	0	3		
Approach %	0	0	0	0	100	0		0	0	0	0	0	0	0	0	0	0	0	0	0	0	0	0	0	0	0			
Total %	0	0	0	0	100	0	100	0	0	0	0	0	0	0	0	0	0	0	0	0	0	0	0	0	0	0			
Exiting Leg Total	3							0							0							0							3

Peak Hour Analysis from 04:00 PM to 06:00 PM begins at:

5:00 PM	Hartwell Place							Hartwell Avenue							Driveway							Hartwell Avenue							Total
	from North							from East							from South							from West							
	Right	Thru	Left	U-Turn	CW-EB	CW-WB	Total	Right	Thru	Left	U-Turn	CW-SB	CW-NB	Total	Right	Thru	Left	U-Turn	CW-WB	CW-EB	Total	Right	Thru	Left	U-Turn	CW-NB	CW-SB	Total	
5:00 PM	0	0	0	0	1	0	1	0	0	0	0	0	0	0	0	0	0	0	0	0	0	0	0	0	0	0	1		
5:15 PM	0	0	0	0	0	0	0	0	0	0	0	0	0	0	0	0	0	0	0	0	0	0	0	0	0	0	0		
5:30 PM	0	0	0	0	0	0	0	0	0	0	0	0	0	0	0	0	0	0	0	0	0	0	0	0	0	0	0		
5:45 PM	0	0	0	0	1	0	1	0	0	0	0	0	0	0	0	0	0	0	0	0	0	0	0	0	0	0	1		
Total Volume	0	0	0	0	2	0	2	0	0	0	0	0	0	0	0	0	0	0	0	0	0	0	0	0	0	0	2		
% Approach Total	0.0	0.0	0.0	0.0	100.0	0.0		0.0	0.0	0.0	0.0	0.0	0.0	0.0	0.0	0.0	0.0	0.0	0.0	0.0	0.0	0.0	0.0	0.0	0.0	0.0			
PHF	0.000	0.000	0.000	0.000	0.500	0.000	0.500	0.000	0.000	0.000	0.000	0.000	0.000	0.000	0.000	0.000	0.000	0.000	0.000	0.000	0.000	0.000	0.000	0.000	0.000	0.500			
Entering Leg	0	0	0	0	2	0	2	0	0	0	0	0	0	0	0	0	0	0	0	0	0	0	0	0	0	2			
Exiting Leg								2							0							0							2
Total	4							0							0							0							4



PDI File #: **186391 E**  
 Location: **S: Wood Street**  
 Location: **E: Hartwell Avenue W: Hartwell Avenue**  
 City, State: **Lexington, MA**  
 Client: **Vanasse & Associates/ S. Kelly**  
 Site Code: **7993**  
 Count Date: **Wednesday, August 01, 2018**  
 Start Time: **7:00 AM**  
 End Time: **9:00 AM**  
 Class:



46 Morton Street, Framingham, MA 01702  
 Office: 508-875-0100 Fax: 508-875-0118  
 Email: datarequests@pdillc.com


**Cars and Heavy Vehicles (Combined)**

	Hartwell Avenue				Wood Street				Hartwell Avenue				Total
	from East				from South				from West				
	Thru	Left	U-Turn	Total	Right	Left	U-Turn	Total	Right	Thru	U-Turn	Total	
7:00 AM	175	50	0	225	32	34	1	67	11	30	0	41	333
7:15 AM	189	83	0	272	44	32	0	76	12	16	0	28	376
7:30 AM	181	90	0	271	58	39	0	97	11	33	0	44	412
7:45 AM	175	97	0	272	67	44	0	111	5	23	0	28	411
<b>Total</b>	<b>720</b>	<b>320</b>	<b>0</b>	<b>1040</b>	<b>201</b>	<b>149</b>	<b>1</b>	<b>351</b>	<b>39</b>	<b>102</b>	<b>0</b>	<b>141</b>	<b>1532</b>
8:00 AM	164	121	0	285	80	28	0	108	10	26	0	36	429
8:15 AM	132	112	0	244	91	30	0	121	9	29	0	38	403
8:30 AM	126	100	0	226	83	29	0	112	10	25	0	35	373
8:45 AM	149	107	0	256	91	40	0	131	18	30	0	48	435
<b>Total</b>	<b>571</b>	<b>440</b>	<b>0</b>	<b>1011</b>	<b>345</b>	<b>127</b>	<b>0</b>	<b>472</b>	<b>47</b>	<b>110</b>	<b>0</b>	<b>157</b>	<b>1640</b>
Grand Total	1291	760	0	2051	546	276	1	823	86	212	0	298	3172
Approach %	62.9	37.1	0.0		66.3	33.5	0.1		28.9	71.1	0.0		
Total %	40.7	24.0	0.0	64.7	17.2	8.7	0.0	25.9	2.7	6.7	0.0	9.4	
Exiting Leg Total				758				847				1567	3172
Cars	1289	754	0	2043	539	273	1	813	82	207	0	289	3145
% Cars	99.8	99.2	0.0	99.6	98.7	98.9	100.0	98.8	95.3	97.6	0.0	97.0	99.1
Exiting Leg Total				746				837				1562	3145
Heavy Vehicles	2	6	0	8	7	3	0	10	4	5	0	9	27
% Heavy Vehicles	0.2	0.8	0.0	0.4	1.3	1.1	0.0	1.2	4.7	2.4	0.0	3.0	0.9
Exiting Leg Total				12				10				5	27

Peak Hour Analysis from 07:00 AM to 09:00 AM begins at:

	Hartwell Avenue				Wood Street				Hartwell Avenue				Total
	from East				from South				from West				
	Thru	Left	U-Turn	Total	Right	Left	U-Turn	Total	Right	Thru	U-Turn	Total	
7:30 AM	181	90	0	271	58	39	0	97	11	33	0	44	412
7:45 AM	175	97	0	272	67	44	0	111	5	23	0	28	411
8:00 AM	164	121	0	285	80	28	0	108	10	26	0	36	429
8:15 AM	132	112	0	244	91	30	0	121	9	29	0	38	403
Total Volume	652	420	0	1072	296	141	0	437	35	111	0	146	1655
% Approach Total	60.8	39.2	0.0		67.7	32.3	0.0		24.0	76.0	0.0		
PHF	0.901	0.868	0.000	0.940	0.813	0.801	0.000	0.903	0.795	0.841	0.000	0.830	0.964
Cars	651	417	0	1068	291	140	0	431	33	108	0	141	1640
Cars %	99.8	99.3	0.0	99.6	98.3	99.3	0.0	98.6	94.3	97.3	0.0	96.6	99.1
Heavy Vehicles	1	3	0	4	5	1	0	6	2	3	0	5	15
Heavy Vehicles %	0.2	0.7	0.0	0.4	1.7	0.7	0.0	1.4	5.7	2.7	0.0	3.4	0.9
Cars Enter Leg	651	417	0	1068	291	140	0	431	33	108	0	141	1640
Heavy Enter Leg	1	3	0	4	5	1	0	6	2	3	0	5	15
Total Entering Leg	652	420	0	1072	296	141	0	437	35	111	0	146	1655
Cars Exiting Leg				399				450				791	1640
Heavy Exiting Leg				8				5				2	15
Total Exiting Leg				407				455				793	1655

PDI File #: **186391 E**  
 Location: **S: Wood Street**  
 Location: **E: Hartwell Avenue W: Hartwell Avenue**  
 City, State: **Lexington, MA**  
 Client: **Vanasse & Associates/ S. Kelly**  
 Site Code: **7993**  
 Count Date: **Wednesday, August 01, 2018**  
 Start Time: **7:00 AM**  
 End Time: **9:00 AM**  
 Class:



46 Morton Street, Framingham, MA 01702  
 Office: 508-875-0100 Fax: 508-875-0118  
 Email: datarequests@pdillc.com

**Cars-Combined (Motorcycles, Cars, Light Goods)**

	Hartwell Avenue				Wood Street				Hartwell Avenue				Total
	from East				from South				from West				
	Thru	Left	U-Turn	Total	Right	Left	U-Turn	Total	Right	Thru	U-Turn	Total	
7:00 AM	175	48	0	223	31	34	1	66	10	30	0	40	329
7:15 AM	189	83	0	272	44	32	0	76	12	16	0	28	376
7:30 AM	181	87	0	268	55	39	0	94	10	32	0	42	404
7:45 AM	174	97	0	271	67	43	0	110	5	22	0	27	408
Total	719	315	0	1034	197	148	1	346	37	100	0	137	1517
8:00 AM	164	121	0	285	79	28	0	107	9	26	0	35	427
8:15 AM	132	112	0	244	90	30	0	120	9	28	0	37	401
8:30 AM	125	100	0	225	83	28	0	111	10	23	0	33	369
8:45 AM	149	106	0	255	90	39	0	129	17	30	0	47	431
Total	570	439	0	1009	342	125	0	467	45	107	0	152	1628
Grand Total	1289	754	0	2043	539	273	1	813	82	207	0	289	3145
Approach %	63.1	36.9	0.0		66.3	33.6	0.1		28.4	71.6	0.0		
Total %	41.0	24.0	0.0	65.0	17.1	8.7	0.0	25.9	2.6	6.6	0.0	9.2	
Exiting Leg Total				746				837				1562	3145

Peak Hour Analysis from 07:00 AM to 09:00 AM begins at:

	Hartwell Avenue				Wood Street				Hartwell Avenue				Total
	from East				from South				from West				
	Thru	Left	U-Turn	Total	Right	Left	U-Turn	Total	Right	Thru	U-Turn	Total	
7:30 AM	181	87	0	268	55	39	0	94	10	32	0	42	404
7:45 AM	174	97	0	271	67	43	0	110	5	22	0	27	408
8:00 AM	164	121	0	285	79	28	0	107	9	26	0	35	427
8:15 AM	132	112	0	244	90	30	0	120	9	28	0	37	401
Total Volume	651	417	0	1068	291	140	0	431	33	108	0	141	1640
% Approach Total	61.0	39.0	0.0		67.5	32.5	0.0		23.4	76.6	0.0		
PHF	0.899	0.862	0.000	0.937	0.808	0.814	0.000	0.898	0.825	0.844	0.000	0.839	0.960
Entering Leg	651	417	0	1068	291	140	0	431	33	108	0	141	1640
Exiting Leg				399				450				791	1640
Total				1467				881				932	3280

PDI File #: **186391 E**  
 Location: **S: Wood Street**  
 Location: **E: Hartwell Avenue W: Hartwell Avenue**  
 City, State: **Lexington, MA**  
 Client: **Vanasse & Associates/ S. Kelly**  
 Site Code: **7993**  
 Count Date: **Wednesday, August 01, 2018**  
 Start Time: **7:00 AM**  
 End Time: **9:00 AM**  
 Class:



46 Morton Street, Framingham, MA 01702  
 Office: 508-875-0100 Fax: 508-875-0118  
 Email: datarequests@pdillc.com


**Heavy Vehicles-Combined (Buses, Single-Unit Trucks, Articulated Trucks)**

	Hartwell Avenue				Wood Street				Hartwell Avenue				Total
	from East				from South				from West				
	Thru	Left	U-Turn	Total	Right	Left	U-Turn	Total	Right	Thru	U-Turn	Total	
7:00 AM	0	2	0	2	1	0	0	1	1	0	0	1	4
7:15 AM	0	0	0	0	0	0	0	0	0	0	0	0	0
7:30 AM	0	3	0	3	3	0	0	3	1	1	0	2	8
7:45 AM	1	0	0	1	0	1	0	1	0	1	0	1	3
<b>Total</b>	<b>1</b>	<b>5</b>	<b>0</b>	<b>6</b>	<b>4</b>	<b>1</b>	<b>0</b>	<b>5</b>	<b>2</b>	<b>2</b>	<b>0</b>	<b>4</b>	<b>15</b>
8:00 AM	0	0	0	0	1	0	0	1	1	0	0	1	2
8:15 AM	0	0	0	0	1	0	0	1	0	1	0	1	2
8:30 AM	1	0	0	1	0	1	0	1	0	2	0	2	4
8:45 AM	0	1	0	1	1	1	0	2	1	0	0	1	4
<b>Total</b>	<b>1</b>	<b>1</b>	<b>0</b>	<b>2</b>	<b>3</b>	<b>2</b>	<b>0</b>	<b>5</b>	<b>2</b>	<b>3</b>	<b>0</b>	<b>5</b>	<b>12</b>
<b>Grand Total</b>	<b>2</b>	<b>6</b>	<b>0</b>	<b>8</b>	<b>7</b>	<b>3</b>	<b>0</b>	<b>10</b>	<b>4</b>	<b>5</b>	<b>0</b>	<b>9</b>	<b>27</b>
Approach %	25.0	75.0	0.0		70.0	30.0	0.0		44.4	55.6	0.0		
Total %	7.4	22.2	0.0	29.6	25.9	11.1	0.0	37.0	14.8	18.5	0.0	33.3	
Exiting Leg Total	12				10				5				27
Buses	1	0	0	1	1	1	0	2	0	1	0	1	4
% Buses	50.0	0.0	0.0	12.5	14.3	33.3	0.0	20.0	0.0	20.0	0.0	11.1	14.8
Exiting Leg Total	2				0				2				4
Single-Unit Trucks	1	6	0	7	6	2	0	8	4	3	0	7	22
% Single-Unit	50.0	100.0	0.0	87.5	85.7	66.7	0.0	80.0	100.0	60.0	0.0	77.8	81.5
Exiting Leg Total	9				10				3				22
Articulated Trucks	0	0	0	0	0	0	0	0	0	1	0	1	1
% Articulated	0.0	0.0	0.0	0.0	0.0	0.0	0.0	0.0	0.0	20.0	0.0	11.1	3.7
Exiting Leg Total	1				0				0				1

Peak Hour Analysis from 07:00 AM to 09:00 AM begins at:

	Hartwell Avenue				Wood Street				Hartwell Avenue				Total
	from East				from South				from West				
	Thru	Left	U-Turn	Total	Right	Left	U-Turn	Total	Right	Thru	U-Turn	Total	
7:00 AM	0	2	0	2	1	0	0	1	1	0	0	1	4
7:15 AM	0	0	0	0	0	0	0	0	0	0	0	0	0
7:30 AM	0	3	0	3	3	0	0	3	1	1	0	2	8
7:45 AM	1	0	0	1	0	1	0	1	0	1	0	1	3
<b>Total Volume</b>	<b>1</b>	<b>5</b>	<b>0</b>	<b>6</b>	<b>4</b>	<b>1</b>	<b>0</b>	<b>5</b>	<b>2</b>	<b>2</b>	<b>0</b>	<b>4</b>	<b>15</b>
% Approach Total	16.7	83.3	0.0		80.0	20.0	0.0		50.0	50.0	0.0		
PHF	0.250	0.417	0.000	0.500	0.333	0.250	0.000	0.417	0.500	0.500	0.000	0.500	0.469
Buses	0	0	0	0	1	1	0	2	0	1	0	1	3
Buses %	0.0	0.0	0.0	0.0	25.0	100.0	0.0	40.0	0.0	50.0	0.0	25.0	20.0
Single-Unit Trucks	1	5	0	6	3	0	0	3	2	1	0	3	12
Single-Unit %	100.0	100.0	0.0	100.0	75.0	0.0	0.0	60.0	100.0	50.0	0.0	75.0	80.0
Articulated Trucks	0	0	0	0	0	0	0	0	0	0	0	0	0
Articulated %	0.0	0.0	0.0	0.0	0.0	0.0	0.0	0.0	0.0	0.0	0.0	0.0	0.0
Buses	0	0	0	0	1	1	0	2	0	1	0	1	3
Single-Unit Trucks	1	5	0	6	3	0	0	3	2	1	0	3	12
Articulated Trucks	0	0	0	0	0	0	0	0	0	0	0	0	0
<b>Total Entering Leg</b>	<b>1</b>	<b>5</b>	<b>0</b>	<b>6</b>	<b>4</b>	<b>1</b>	<b>0</b>	<b>5</b>	<b>2</b>	<b>2</b>	<b>0</b>	<b>4</b>	<b>15</b>
Buses	2				0				1				3
Single-Unit Trucks	4				7				1				12
Articulated Trucks	0				0				0				0
<b>Total Exiting Leg</b>	<b>6</b>				<b>7</b>				<b>2</b>				<b>15</b>

PDI File #: **186391 E**  
 Location: **S: Wood Street**  
 Location: **E: Hartwell Avenue W: Hartwell Avenue**  
 City, State: **Lexington, MA**  
 Client: **Vanasse & Associates/ S. Kelly**  
 Site Code: **7993**  
 Count Date: **Wednesday, August 01, 2018**  
 Start Time: **7:00 AM**  
 End Time: **9:00 AM**  
 Class:



46 Morton Street, Framingham, MA 01702  
 Office: 508-875-0100 Fax: 508-875-0118  
 Email: datarequests@pdillc.com

**Cars**

	Hartwell Avenue				Wood Street				Hartwell Avenue				Total
	from East				from South				from West				
	Thru	Left	U-Turn	Total	Right	Left	U-Turn	Total	Right	Thru	U-Turn	Total	
7:00 AM	150	44	0	194	28	28	1	57	7	25	0	32	283
7:15 AM	174	78	0	252	40	27	0	67	10	12	0	22	341
7:30 AM	169	77	0	246	51	38	0	89	9	28	0	37	372
7:45 AM	153	90	0	243	63	40	0	103	2	16	0	18	364
<b>Total</b>	<b>646</b>	<b>289</b>	<b>0</b>	<b>935</b>	<b>182</b>	<b>133</b>	<b>1</b>	<b>316</b>	<b>28</b>	<b>81</b>	<b>0</b>	<b>109</b>	<b>1360</b>
8:00 AM	151	113	0	264	71	26	0	97	6	22	0	28	389
8:15 AM	115	105	0	220	88	28	0	116	8	25	0	33	369
8:30 AM	116	98	0	214	79	26	0	105	8	21	0	29	348
8:45 AM	135	96	0	231	84	38	0	122	15	26	0	41	394
<b>Total</b>	<b>517</b>	<b>412</b>	<b>0</b>	<b>929</b>	<b>322</b>	<b>118</b>	<b>0</b>	<b>440</b>	<b>37</b>	<b>94</b>	<b>0</b>	<b>131</b>	<b>1500</b>
Grand Total	1163	701	0	1864	504	251	1	756	65	175	0	240	2860
Approach %	62.4	37.6	0.0		66.7	33.2	0.1		27.1	72.9	0.0		
Total %	40.7	24.5	0.0	65.2	17.6	8.8	0.0	26.4	2.3	6.1	0.0	8.4	
Exiting Leg Total				679				767				1414	2860

Peak Hour Analysis from 07:00 AM to 09:00 AM begins at:

	Hartwell Avenue				Wood Street				Hartwell Avenue				Total
	from East				from South				from West				
	Thru	Left	U-Turn	Total	Right	Left	U-Turn	Total	Right	Thru	U-Turn	Total	
8:00 AM	151	113	0	264	71	26	0	97	6	22	0	28	389
8:15 AM	115	105	0	220	88	28	0	116	8	25	0	33	369
8:30 AM	116	98	0	214	79	26	0	105	8	21	0	29	348
8:45 AM	135	96	0	231	84	38	0	122	15	26	0	41	394
Total Volume	517	412	0	929	322	118	0	440	37	94	0	131	1500
% Approach Total	55.7	44.3	0.0		73.2	26.8	0.0		28.2	71.8	0.0		
PHF	0.856	0.912	0.000	0.880	0.915	0.776	0.000	0.902	0.617	0.904	0.000	0.799	0.952
Entering Leg	517	412	0	929	322	118	0	440	37	94	0	131	1500
Exiting Leg				416				449				635	1500
Total				1345				889				766	3000

PDI File #: **186391 E**  
 Location: **S: Wood Street**  
 Location: **E: Hartwell Avenue W: Hartwell Avenue**  
 City, State: **Lexington, MA**  
 Client: **Vanasse & Associates/ S. Kelly**  
 Site Code: **7993**  
 Count Date: **Wednesday, August 01, 2018**  
 Start Time: **7:00 AM**  
 End Time: **9:00 AM**  
 Class:



46 Morton Street, Framingham, MA 01702  
 Office: 508-875-0100 Fax: 508-875-0118  
 Email: datarequests@pdillc.com

**Light Goods Vehicle**

	Hartwell Avenue				Wood Street				Hartwell Avenue				Total
	from East				from South				from West				
	Thru	Left	U-Turn	Total	Right	Left	U-Turn	Total	Right	Thru	U-Turn	Total	
7:00 AM	24	4	0	28	3	6	0	9	3	5	0	8	45
7:15 AM	15	4	0	19	4	5	0	9	2	4	0	6	34
7:30 AM	11	10	0	21	4	1	0	5	1	4	0	5	31
7:45 AM	20	6	0	26	4	3	0	7	3	6	0	9	42
<b>Total</b>	<b>70</b>	<b>24</b>	<b>0</b>	<b>94</b>	<b>15</b>	<b>15</b>	<b>0</b>	<b>30</b>	<b>9</b>	<b>19</b>	<b>0</b>	<b>28</b>	<b>152</b>
8:00 AM	13	8	0	21	8	2	0	10	3	4	0	7	38
8:15 AM	17	7	0	24	2	2	0	4	1	3	0	4	32
8:30 AM	9	2	0	11	4	2	0	6	2	2	0	4	21
8:45 AM	13	10	0	23	6	1	0	7	2	4	0	6	36
<b>Total</b>	<b>52</b>	<b>27</b>	<b>0</b>	<b>79</b>	<b>20</b>	<b>7</b>	<b>0</b>	<b>27</b>	<b>8</b>	<b>13</b>	<b>0</b>	<b>21</b>	<b>127</b>
<b>Grand Total</b>	<b>122</b>	<b>51</b>	<b>0</b>	<b>173</b>	<b>35</b>	<b>22</b>	<b>0</b>	<b>57</b>	<b>17</b>	<b>32</b>	<b>0</b>	<b>49</b>	<b>279</b>
Approach %	70.5	29.5	0.0		61.4	38.6	0.0		34.7	65.3	0.0		
Total %	43.7	18.3	0.0	62.0	12.5	7.9	0.0	20.4	6.1	11.5	0.0	17.6	
Exiting Leg Total				67				68				144	279

Peak Hour Analysis from 07:00 AM to 09:00 AM begins at:

	Hartwell Avenue				Wood Street				Hartwell Avenue				Total
	from East				from South				from West				
	Thru	Left	U-Turn	Total	Right	Left	U-Turn	Total	Right	Thru	U-Turn	Total	
7:00 AM	24	4	0	28	3	6	0	9	3	5	0	8	45
7:15 AM	15	4	0	19	4	5	0	9	2	4	0	6	34
7:30 AM	11	10	0	21	4	1	0	5	1	4	0	5	31
7:45 AM	20	6	0	26	4	3	0	7	3	6	0	9	42
Total Volume	70	24	0	94	15	15	0	30	9	19	0	28	152
% Approach Total	74.5	25.5	0.0		50.0	50.0	0.0		32.1	67.9	0.0		
PHF	0.729	0.600	0.000	0.839	0.938	0.625	0.000	0.833	0.750	0.792	0.000	0.778	0.844
Entering Leg	70	24	0	94	15	15	0	30	9	19	0	28	152
Exiting Leg				34				33				85	152
<b>Total</b>				<b>128</b>				<b>63</b>				<b>113</b>	<b>304</b>

PDI File #: **186391 E**  
 Location: **S: Wood Street**  
 Location: **E: Hartwell Avenue W: Hartwell Avenue**  
 City, State: **Lexington, MA**  
 Client: **Vanasse & Associates/ S. Kelly**  
 Site Code: **7993**  
 Count Date: **Wednesday, August 01, 2018**  
 Start Time: **7:00 AM**  
 End Time: **9:00 AM**  
 Class:



46 Morton Street, Framingham, MA 01702  
 Office: 508-875-0100 Fax: 508-875-0118  
 Email: datarequests@pdillc.com


**Buses**

	Hartwell Avenue				Wood Street				Hartwell Avenue				Total
	from East				from South				from West				
	Thru	Left	U-Turn	Total	Right	Left	U-Turn	Total	Right	Thru	U-Turn	Total	
7:00 AM	0	0	0	0	1	0	0	1	0	0	0	0	1
7:15 AM	0	0	0	0	0	0	0	0	0	0	0	0	0
7:30 AM	0	0	0	0	0	0	0	0	0	0	0	0	0
7:45 AM	0	0	0	0	0	1	0	1	0	1	0	1	2
Total	0	0	0	0	1	1	0	2	0	1	0	1	3
8:00 AM	0	0	0	0	0	0	0	0	0	0	0	0	0
8:15 AM	0	0	0	0	0	0	0	0	0	0	0	0	0
8:30 AM	1	0	0	1	0	0	0	0	0	0	0	0	1
8:45 AM	0	0	0	0	0	0	0	0	0	0	0	0	0
Total	1	0	0	1	0	0	0	0	0	0	0	0	1
Grand Total	1	0	0	1	1	1	0	2	0	1	0	1	4
Approach %	100.0	0.0	0.0		50.0	50.0	0.0		0.0	100.0	0.0		
Total %	25.0	0.0	0.0	25.0	25.0	25.0	0.0	50.0	0.0	25.0	0.0	25.0	
Exiting Leg Total				2				0				2	4

Peak Hour Analysis from 07:00 AM to 09:00 AM begins at:

	Hartwell Avenue				Wood Street				Hartwell Avenue				Total
	from East				from South				from West				
	Thru	Left	U-Turn	Total	Right	Left	U-Turn	Total	Right	Thru	U-Turn	Total	
7:00 AM	0	0	0	0	1	0	0	1	0	0	0	0	1
7:15 AM	0	0	0	0	0	0	0	0	0	0	0	0	0
7:30 AM	0	0	0	0	0	0	0	0	0	0	0	0	0
7:45 AM	0	0	0	0	0	1	0	1	0	1	0	1	2
Total Volume	0	0	0	0	1	1	0	2	0	1	0	1	3
% Approach Total	0.0	0.0	0.0		50.0	50.0	0.0		0.0	100.0	0.0		
PHF	0.000	0.000	0.000	0.000	0.250	0.250	0.000	0.500	0.000	0.250	0.000	0.250	0.375
Entering Leg	0	0	0	0	1	1	0	2	0	1	0	1	3
Exiting Leg				2				0				1	3
Total				2				2				2	6

PDI File #: **186391 E**  
 Location: **S: Wood Street**  
 Location: **E: Hartwell Avenue W: Hartwell Avenue**  
 City, State: **Lexington, MA**  
 Client: **Vanasse & Associates/ S. Kelly**  
 Site Code: **7993**  
 Count Date: **Wednesday, August 01, 2018**  
 Start Time: **7:00 AM**  
 End Time: **9:00 AM**  
 Class:



46 Morton Street, Framingham, MA 01702  
 Office: 508-875-0100 Fax: 508-875-0118  
 Email: datarequests@pdillc.com

**Single-Unit Trucks**

	Hartwell Avenue				Wood Street				Hartwell Avenue				Total	
	from East				from South				from West					
	Thru	Left	U-Turn	Total	Right	Left	U-Turn	Total	Right	Thru	U-Turn	Total		
7:00 AM	0	2	0	2	0	0	0	0	0	1	0	0	1	3
7:15 AM	0	0	0	0	0	0	0	0	0	0	0	0	0	0
7:30 AM	0	3	0	3	3	0	0	3	3	1	1	0	2	8
7:45 AM	1	0	0	1	0	0	0	0	0	0	0	0	0	1
<b>Total</b>	<b>1</b>	<b>5</b>	<b>0</b>	<b>6</b>	<b>3</b>	<b>0</b>	<b>0</b>	<b>3</b>	<b>3</b>	<b>2</b>	<b>1</b>	<b>0</b>	<b>3</b>	<b>12</b>
8:00 AM	0	0	0	0	1	0	0	1	1	1	0	0	1	2
8:15 AM	0	0	0	0	1	0	0	1	1	0	0	0	0	1
8:30 AM	0	0	0	0	0	1	0	1	1	0	2	0	2	3
8:45 AM	0	1	0	1	1	1	0	2	2	1	0	0	1	4
<b>Total</b>	<b>0</b>	<b>1</b>	<b>0</b>	<b>1</b>	<b>3</b>	<b>2</b>	<b>0</b>	<b>5</b>	<b>5</b>	<b>2</b>	<b>2</b>	<b>0</b>	<b>4</b>	<b>10</b>
<b>Grand Total</b>	<b>1</b>	<b>6</b>	<b>0</b>	<b>7</b>	<b>6</b>	<b>2</b>	<b>0</b>	<b>8</b>	<b>8</b>	<b>4</b>	<b>3</b>	<b>0</b>	<b>7</b>	<b>22</b>
Approach %	14.3	85.7	0.0		75.0	25.0	0.0			57.1	42.9	0.0		
Total %	4.5	27.3	0.0	31.8	27.3	9.1	0.0	36.4		18.2	13.6	0.0	31.8	
Exiting Leg Total				9				10					3	22

Peak Hour Analysis from 07:00 AM to 09:00 AM begins at:

	Hartwell Avenue				Wood Street				Hartwell Avenue				Total	
	from East				from South				from West					
	Thru	Left	U-Turn	Total	Right	Left	U-Turn	Total	Right	Thru	U-Turn	Total		
7:00 AM	0	2	0	2	0	0	0	0	0	1	0	0	1	3
7:15 AM	0	0	0	0	0	0	0	0	0	0	0	0	0	0
7:30 AM	0	3	0	3	3	0	0	3	3	1	1	0	2	8
7:45 AM	1	0	0	1	0	0	0	0	0	0	0	0	0	1
Total Volume	1	5	0	6	3	0	0	3	3	2	1	0	3	12
% Approach Total	16.7	83.3	0.0		100.0	0.0	0.0			66.7	33.3	0.0		
PHF	0.250	0.417	0.000	0.500	0.250	0.000	0.000	0.250		0.500	0.250	0.000	0.375	0.375
Entering Leg	1	5	0	6	3	0	0	3		2	1	0	3	12
Exiting Leg				4				7					1	12
<b>Total</b>				<b>10</b>				<b>10</b>					<b>4</b>	<b>24</b>

PDI File #: **186391 E**  
 Location: **S: Wood Street**  
 Location: **E: Hartwell Avenue W: Hartwell Avenue**  
 City, State: **Lexington, MA**  
 Client: **Vanasse & Associates/ S. Kelly**  
 Site Code: **7993**  
 Count Date: **Wednesday, August 01, 2018**  
 Start Time: **7:00 AM**  
 End Time: **9:00 AM**  
 Class:



46 Morton Street, Framingham, MA 01702  
 Office: 508-875-0100 Fax: 508-875-0118  
 Email: datarequests@pdillc.com

**Articulated Trucks**


	Hartwell Avenue				Wood Street				Hartwell Avenue				Total
	from East				from South				from West				
	Thru	Left	U-Turn	Total	Right	Left	U-Turn	Total	Right	Thru	U-Turn	Total	
7:00 AM	0	0	0	0	0	0	0	0	0	0	0	0	0
7:15 AM	0	0	0	0	0	0	0	0	0	0	0	0	0
7:30 AM	0	0	0	0	0	0	0	0	0	0	0	0	0
7:45 AM	0	0	0	0	0	0	0	0	0	0	0	0	0
Total	0	0	0	0	0	0	0	0	0	0	0	0	0
8:00 AM	0	0	0	0	0	0	0	0	0	0	0	0	0
8:15 AM	0	0	0	0	0	0	0	0	0	1	0	1	1
8:30 AM	0	0	0	0	0	0	0	0	0	0	0	0	0
8:45 AM	0	0	0	0	0	0	0	0	0	0	0	0	0
Total	0	0	0	0	0	0	0	0	0	1	0	1	1
Grand Total	0	0	0	0	0	0	0	0	0	1	0	1	1
Approach %	0.0	0.0	0.0		0.0	0.0	0.0		0.0	100.0	0.0		
Total %	0.0	0.0	0.0	0.0	0.0	0.0	0.0	0.0	0.0	100.0	0.0	100.0	
Exiting Leg Total				1				0				0	1

Peak Hour Analysis from 07:00 AM to 09:00 AM begins at:

	Hartwell Avenue				Wood Street				Hartwell Avenue				Total
	from East				from South				from West				
	Thru	Left	U-Turn	Total	Right	Left	U-Turn	Total	Right	Thru	U-Turn	Total	
7:30 AM	0	0	0	0	0	0	0	0	0	0	0	0	0
7:45 AM	0	0	0	0	0	0	0	0	0	0	0	0	0
8:00 AM	0	0	0	0	0	0	0	0	0	0	0	0	0
8:15 AM	0	0	0	0	0	0	0	0	0	1	0	1	1
Total Volume	0	0	0	0	0	0	0	0	0	1	0	1	1
% Approach Total	0.0	0.0	0.0		0.0	0.0	0.0		0.0	100.0	0.0		
PHF	0.000	0.000	0.000	0.000	0.000	0.000	0.000	0.000	0.000	0.250	0.000	0.250	0.250
Entering Leg	0	0	0	0	0	0	0	0	0	1	0	1	1
Exiting Leg				1				0				0	1
Total				1				0				1	2



PDI File #: 186391 E  
 Location: S: Wood Street  
 Location: E: Hartwell Avenue W: Hartwell Avenue  
 City, State: Lexington, MA  
 Client: Vanasse & Associates/ S. Kelly  
 Site Code: 7993  
 Count Date: Wednesday, August 01, 2018  
 Start Time: 7:00 AM  
 End Time: 9:00 AM  
 Class:



46 Morton Street, Framingham, MA 01702  
 Office: 508-875-0100 Fax: 508-875-0118  
 Email: datarequests@pdillc.com


**Bicycles (on Roadway and Crosswalks)**

	Hartwell Avenue						Wood Street						Hartwell Avenue						Total			
	from East						from South						from West									
	Thru	Left	U-Turn	CW-SB	CW-NB	Total	Right	Left	U-Turn	CW-WB	CW-EB	Total	Right	Thru	U-Turn	CW-NB	CW-SB	Total				
7:00 AM	5	1	0	0	0	6	2	0	0	0	0	2	0	0	0	0	0	0	8			
7:15 AM	3	0	0	0	0	3	1	0	0	0	0	1	0	0	0	0	0	0	4			
7:30 AM	1	1	0	0	0	2	0	0	0	0	0	0	0	0	0	0	0	0	2			
7:45 AM	3	0	0	1	0	4	0	0	0	0	0	0	0	0	0	0	0	0	4			
<b>Total</b>	<b>12</b>	<b>2</b>	<b>0</b>	<b>1</b>	<b>0</b>	<b>15</b>	<b>3</b>	<b>0</b>	<b>0</b>	<b>0</b>	<b>0</b>	<b>3</b>	<b>0</b>	<b>0</b>	<b>0</b>	<b>0</b>	<b>0</b>	<b>0</b>	<b>18</b>			
8:00 AM	3	0	0	0	0	3	0	0	0	0	0	0	0	1	0	0	0	0	4			
8:15 AM	4	4	0	0	0	8	0	0	0	0	0	0	0	0	0	0	0	0	8			
8:30 AM	6	1	0	0	0	7	0	1	0	0	0	1	0	0	0	0	0	0	8			
8:45 AM	2	1	0	0	0	3	0	0	0	0	0	0	0	0	0	0	0	0	3			
<b>Total</b>	<b>15</b>	<b>6</b>	<b>0</b>	<b>0</b>	<b>0</b>	<b>21</b>	<b>0</b>	<b>1</b>	<b>0</b>	<b>0</b>	<b>0</b>	<b>1</b>	<b>0</b>	<b>1</b>	<b>0</b>	<b>0</b>	<b>0</b>	<b>0</b>	<b>23</b>			
Grand Total	27	8	0	1	0	36	3	1	0	0	0	4	0	1	0	0	0	0	41			
Approach %	75.0	22.2	0.0	2.8	0.0		75.0	25.0	0.0	0.0	0.0		0.0	100.0	0.0	0.0	0.0					
Total %	65.9	19.5	0.0	2.4	0.0	87.8	7.3	2.4	0.0	0.0	0.0	9.8	0.0	2.4	0.0	0.0	0.0	2.4				
Exiting Leg Total							5							8							28	41

Peak Hour Analysis from 07:00 AM to 09:00 AM begins at:

7:45 AM	Hartwell Avenue						Wood Street						Hartwell Avenue						Total			
	from East						from South						from West									
	Thru	Left	U-Turn	CW-SB	CW-NB	Total	Right	Left	U-Turn	CW-WB	CW-EB	Total	Right	Thru	U-Turn	CW-NB	CW-SB	Total				
7:45 AM	3	0	0	1	0	4	0	0	0	0	0	0	0	0	0	0	0	0	4			
8:00 AM	3	0	0	0	0	3	0	0	0	0	0	0	0	1	0	0	0	0	4			
8:15 AM	4	4	0	0	0	8	0	0	0	0	0	0	0	0	0	0	0	0	8			
8:30 AM	6	1	0	0	0	7	0	1	0	0	0	1	0	0	0	0	0	0	8			
<b>Total Volume</b>	<b>16</b>	<b>5</b>	<b>0</b>	<b>1</b>	<b>0</b>	<b>22</b>	<b>0</b>	<b>1</b>	<b>0</b>	<b>0</b>	<b>0</b>	<b>1</b>	<b>0</b>	<b>1</b>	<b>0</b>	<b>0</b>	<b>0</b>	<b>0</b>	<b>24</b>			
% Approach Total	72.7	22.7	0.0	4.5	0.0		0.0	100.0	0.0	0.0	0.0		0.0	100.0	0.0	0.0	0.0					
PHF	0.667	0.313	0.000	0.250	0.000	0.688	0.000	0.250	0.000	0.000	0.000	0.250	0.000	0.250	0.000	0.000	0.000	0.250	0.750			
Entering Leg	16	5	0	1	0	22	0	1	0	0	0	1	0	1	0	0	0	0	24			
Exiting Leg							2							5							17	24
<b>Total</b>							<b>24</b>							<b>6</b>							<b>18</b>	<b>48</b>

PDI File #: 186391 E  
 Location: S: Wood Street  
 Location: E: Hartwell Avenue W: Hartwell Avenue  
 City, State: Lexington, MA  
 Client: Vanasse & Associates/ S. Kelly  
 Site Code: 7993  
 Count Date: Wednesday, August 01, 2018  
 Start Time: 7:00 AM  
 End Time: 9:00 AM  
 Class:



46 Morton Street, Framingham, MA 01702  
 Office: 508-875-0100 Fax: 508-875-0118  
 Email: datarequests@pdillc.com

**Pedestrians**

	Hartwell Avenue						Wood Street						Hartwell Avenue						Total
	from East						from South						from West						
	Thru	Left	U-Turn	CW-SB	CW-NB	Total	Right	Left	U-Turn	CW-WB	CW-EB	Total	Right	Thru	U-Turn	CW-NB	CW-SB	Total	
7:00 AM	0	0	0	0	0	0	0	0	0	0	0	0	0	0	0	0	0	0	0
7:15 AM	0	0	0	0	0	0	0	0	0	0	0	0	0	0	0	0	0	0	0
7:30 AM	0	0	0	0	0	0	0	0	0	0	0	0	0	0	0	0	0	0	0
7:45 AM	0	0	0	0	0	0	0	0	0	0	0	0	0	0	0	0	0	0	0
Total	0	0	0	0	0	0	0	0	0	0	0	0	0	0	0	0	0	0	0
8:00 AM	0	0	0	0	0	0	0	0	0	0	0	0	0	0	0	0	0	0	0
8:15 AM	0	0	0	0	0	0	0	0	0	0	0	0	0	0	0	0	0	0	0
8:30 AM	0	0	0	0	1	1	0	0	0	0	0	0	0	0	0	0	0	0	1
8:45 AM	0	0	0	1	0	1	0	0	0	0	0	0	0	0	0	0	0	0	1
Total	0	0	0	1	1	2	0	0	0	0	0	0	0	0	0	0	0	0	2
Grand Total	0	0	0	1	1	2	0	0	0	0	0	0	0	0	0	0	0	0	2
Approach %	0	0	0	50	50		0	0	0	0	0		0	0	0	0	0		
Total %	0	0	0	50	50	100	0	0	0	0	0		0	0	0	0	0		
Exiting Leg Total	2						0						0						2

Peak Hour Analysis from 07:00 AM to 09:00 AM begins at:

8:00 AM	Hartwell Avenue						Wood Street						Hartwell Avenue						Total
	from East						from South						from West						
	Thru	Left	U-Turn	CW-SB	CW-NB	Total	Right	Left	U-Turn	CW-WB	CW-EB	Total	Right	Thru	U-Turn	CW-NB	CW-SB	Total	
8:00 AM	0	0	0	0	0	0	0	0	0	0	0	0	0	0	0	0	0	0	0
8:15 AM	0	0	0	0	0	0	0	0	0	0	0	0	0	0	0	0	0	0	0
8:30 AM	0	0	0	0	1	1	0	0	0	0	0	0	0	0	0	0	0	0	1
8:45 AM	0	0	0	1	0	1	0	0	0	0	0	0	0	0	0	0	0	0	1
Total Volume	0	0	0	1	1	2	0	0	0	0	0	0	0	0	0	0	0	0	2
% Approach Total	0.0	0.0	0.0	50.0	50.0		0.0	0.0	0.0	0.0	0.0		0.0	0.0	0.0	0.0	0.0		
PHF	0.000	0.000	0.000	0.250	0.250	0.500	0.000	0.000	0.000	0.000	0.000	0.000	0.000	0.000	0.000	0.000	0.000	0.000	0.500
Entering Leg	0	0	0	1	1	2	0	0	0	0	0	0	0	0	0	0	0	0	2
Exiting Leg	2						0						0						2
Total	4						0						0						4

PDI File #: **186391 E**  
 Location: **S: Wood Street**  
 Location: **E: Hartwell Avenue W: Hartwell Avenue**  
 City, State: **Lexington, MA**  
 Client: **Vanasse & Associates/ S. Kelly**  
 Site Code: **7993**  
 Count Date: **Wednesday, August 01, 2018**  
 Start Time: **4:00 PM**  
 End Time: **6:00 PM**  
 Class:



46 Morton Street, Framingham, MA 01702  
 Office: 508-875-0100 Fax: 508-875-0118  
 Email: datarequests@pdillc.com

**Cars and Heavy Vehicles (Combined)**

	Hartwell Avenue				Wood Street				Hartwell Avenue				Total
	from East				from South				from West				
	Thru	Left	U-Turn	Total	Right	Left	U-Turn	Total	Right	Thru	U-Turn	Total	
4:00 PM	40	61	0	101	113	7	0	120	36	195	0	231	452
4:15 PM	33	53	0	86	94	7	0	101	50	205	0	255	442
4:30 PM	23	77	0	100	114	5	0	119	49	185	0	234	453
4:45 PM	34	66	0	100	125	12	0	137	37	146	0	183	420
<b>Total</b>	<b>130</b>	<b>257</b>	<b>0</b>	<b>387</b>	<b>446</b>	<b>31</b>	<b>0</b>	<b>477</b>	<b>172</b>	<b>731</b>	<b>0</b>	<b>903</b>	<b>1767</b>
5:00 PM	34	87	0	121	114	9	0	123	38	168	0	206	450
5:15 PM	37	95	0	132	91	15	0	106	31	140	0	171	409
5:30 PM	43	81	0	124	113	5	0	118	35	128	0	163	405
5:45 PM	29	61	0	90	89	9	0	98	25	87	0	112	300
<b>Total</b>	<b>143</b>	<b>324</b>	<b>0</b>	<b>467</b>	<b>407</b>	<b>38</b>	<b>0</b>	<b>445</b>	<b>129</b>	<b>523</b>	<b>0</b>	<b>652</b>	<b>1564</b>
Grand Total	273	581	0	854	853	69	0	922	301	1254	0	1555	3331
Approach %	32.0	68.0	0.0		92.5	7.5	0.0		19.4	80.6	0.0		
Total %	8.2	17.4	0.0	25.6	25.6	2.1	0.0	27.7	9.0	37.6	0.0	46.7	
Exiting Leg Total				2107				882				342	3331
Cars	268	576	0	844	843	69	0	912	299	1248	0	1547	3303
% Cars	98.2	99.1	0.0	98.8	98.8	100.0	0.0	98.9	99.3	99.5	0.0	99.5	99.2
Exiting Leg Total				2091				875				337	3303
Heavy Vehicles	5	5	0	10	10	0	0	10	2	6	0	8	28
% Heavy Vehicles	1.8	0.9	0.0	1.2	1.2	0.0	0.0	1.1	0.7	0.5	0.0	0.5	0.8
Exiting Leg Total				16				7				5	28

Peak Hour Analysis from 04:00 PM to 06:00 PM begins at:

4:00 PM	Hartwell Avenue				Wood Street				Hartwell Avenue				Total
	from East				from South				from West				
	Thru	Left	U-Turn	Total	Right	Left	U-Turn	Total	Right	Thru	U-Turn	Total	
4:00 PM	40	61	0	101	113	7	0	120	36	195	0	231	452
4:15 PM	33	53	0	86	94	7	0	101	50	205	0	255	442
4:30 PM	23	77	0	100	114	5	0	119	49	185	0	234	453
4:45 PM	34	66	0	100	125	12	0	137	37	146	0	183	420
Total Volume	130	257	0	387	446	31	0	477	172	731	0	903	1767
% Approach Total	33.6	66.4	0.0		93.5	6.5	0.0		19.0	81.0	0.0		
PHF	0.813	0.834	0.000	0.958	0.892	0.646	0.000	0.870	0.860	0.891	0.000	0.885	0.975
Cars	128	255	0	383	441	31	0	472	170	727	0	897	1752
Cars %	98.5	99.2	0.0	99.0	98.9	100.0	0.0	99.0	98.8	99.5	0.0	99.3	99.2
Heavy Vehicles	2	2	0	4	5	0	0	5	2	4	0	6	15
Heavy Vehicles %	1.5	0.8	0.0	1.0	1.1	0.0	0.0	1.0	1.2	0.5	0.0	0.7	0.8
Cars Enter Leg	128	255	0	383	441	31	0	472	170	727	0	897	1752
Heavy Enter Leg	2	2	0	4	5	0	0	5	2	4	0	6	15
Total Entering Leg	130	257	0	387	446	31	0	477	172	731	0	903	1767
Cars Exiting Leg				1168				425				159	1752
Heavy Exiting Leg				9				4				2	15
Total Exiting Leg				1177				429				161	1767

PDI File #: **186391 E**  
 Location: **S: Wood Street**  
 Location: **E: Hartwell Avenue W: Hartwell Avenue**  
 City, State: **Lexington, MA**  
 Client: **Vanasse & Associates/ S. Kelly**  
 Site Code: **7993**  
 Count Date: **Wednesday, August 01, 2018**  
 Start Time: **4:00 PM**  
 End Time: **6:00 PM**  
 Class:



46 Morton Street, Framingham, MA 01702  
 Office: 508-875-0100 Fax: 508-875-0118  
 Email: datarequests@pdillc.com

**Cars-Combined (Motorcycles, Cars, Light Goods)**

	Hartwell Avenue				Wood Street				Hartwell Avenue				Total
	from East				from South				from West				
	Thru	Left	U-Turn	Total	Right	Left	U-Turn	Total	Right	Thru	U-Turn	Total	
4:00 PM	39	61	0	100	112	7	0	119	35	194	0	229	448
4:15 PM	32	53	0	85	92	7	0	99	50	203	0	253	437
4:30 PM	23	75	0	98	113	5	0	118	48	185	0	233	449
4:45 PM	34	66	0	100	124	12	0	136	37	145	0	182	418
<b>Total</b>	<b>128</b>	<b>255</b>	<b>0</b>	<b>383</b>	<b>441</b>	<b>31</b>	<b>0</b>	<b>472</b>	<b>170</b>	<b>727</b>	<b>0</b>	<b>897</b>	<b>1752</b>
5:00 PM	33	86	0	119	113	9	0	122	38	168	0	206	447
5:15 PM	37	94	0	131	89	15	0	104	31	140	0	171	406
5:30 PM	42	80	0	122	112	5	0	117	35	128	0	163	402
5:45 PM	28	61	0	89	88	9	0	97	25	85	0	110	296
<b>Total</b>	<b>140</b>	<b>321</b>	<b>0</b>	<b>461</b>	<b>402</b>	<b>38</b>	<b>0</b>	<b>440</b>	<b>129</b>	<b>521</b>	<b>0</b>	<b>650</b>	<b>1551</b>
Grand Total	268	576	0	844	843	69	0	912	299	1248	0	1547	3303
Approach %	31.8	68.2	0.0		92.4	7.6	0.0		19.3	80.7	0.0		
Total %	8.1	17.4	0.0	25.6	25.5	2.1	0.0	27.6	9.1	37.8	0.0	46.8	
Exiting Leg Total				2091				875				337	3303

Peak Hour Analysis from 04:00 PM to 06:00 PM begins at:

	Hartwell Avenue				Wood Street				Hartwell Avenue				Total
	from East				from South				from West				
	Thru	Left	U-Turn	Total	Right	Left	U-Turn	Total	Right	Thru	U-Turn	Total	
4:00 PM	39	61	0	100	112	7	0	119	35	194	0	229	448
4:15 PM	32	53	0	85	92	7	0	99	50	203	0	253	437
4:30 PM	23	75	0	98	113	5	0	118	48	185	0	233	449
4:45 PM	34	66	0	100	124	12	0	136	37	145	0	182	418
Total Volume	128	255	0	383	441	31	0	472	170	727	0	897	1752
% Approach Total	33.4	66.6	0.0		93.4	6.6	0.0		19.0	81.0	0.0		
PHF	0.821	0.850	0.000	0.958	0.889	0.646	0.000	0.868	0.850	0.895	0.000	0.886	0.976
Entering Leg	128	255	0	383	441	31	0	472	170	727	0	897	1752
Exiting Leg				1168				425				159	1752
<b>Total</b>				<b>1551</b>				<b>897</b>				<b>1056</b>	<b>3504</b>

PDI File #: **186391 E**  
 Location: **S: Wood Street**  
 Location: **E: Hartwell Avenue W: Hartwell Avenue**  
 City, State: **Lexington, MA**  
 Client: **Vanasse & Associates/ S. Kelly**  
 Site Code: **7993**  
 Count Date: **Wednesday, August 01, 2018**  
 Start Time: **4:00 PM**  
 End Time: **6:00 PM**  
 Class:



46 Morton Street, Framingham, MA 01702  
 Office: 508-875-0100 Fax: 508-875-0118  
 Email: datarequests@pdillc.com

**Heavy Vehicles-Combined (Buses, Single-Unit Trucks, Articulated Trucks)**

	Hartwell Avenue				Wood Street				Hartwell Avenue				Total
	from East				from South				from West				
	Thru	Left	U-Turn	Total	Right	Left	U-Turn	Total	Right	Thru	U-Turn	Total	
4:00 PM	1	0	0	1	1	0	0	1	1	1	0	2	4
4:15 PM	1	0	0	1	2	0	0	2	0	2	0	2	5
4:30 PM	0	2	0	2	1	0	0	1	1	0	0	1	4
4:45 PM	0	0	0	0	1	0	0	1	0	1	0	1	2
<b>Total</b>	<b>2</b>	<b>2</b>	<b>0</b>	<b>4</b>	<b>5</b>	<b>0</b>	<b>0</b>	<b>5</b>	<b>2</b>	<b>4</b>	<b>0</b>	<b>6</b>	<b>15</b>
5:00 PM	1	1	0	2	1	0	0	1	0	0	0	0	3
5:15 PM	0	1	0	1	2	0	0	2	0	0	0	0	3
5:30 PM	1	1	0	2	1	0	0	1	0	0	0	0	3
5:45 PM	1	0	0	1	1	0	0	1	0	2	0	2	4
<b>Total</b>	<b>3</b>	<b>3</b>	<b>0</b>	<b>6</b>	<b>5</b>	<b>0</b>	<b>0</b>	<b>5</b>	<b>0</b>	<b>2</b>	<b>0</b>	<b>2</b>	<b>13</b>
<b>Grand Total</b>	<b>5</b>	<b>5</b>	<b>0</b>	<b>10</b>	<b>10</b>	<b>0</b>	<b>0</b>	<b>10</b>	<b>2</b>	<b>6</b>	<b>0</b>	<b>8</b>	<b>28</b>
Approach %	50.0	50.0	0.0		100.0	0.0	0.0		25.0	75.0	0.0		
Total %	17.9	17.9	0.0	35.7	35.7	0.0	0.0	35.7	7.1	21.4	0.0	28.6	
Exiting Leg Total	16				7				5				28
Buses	3	1	0	4	3	0	0	3	0	2	0	2	9
% Buses	60.0	20.0	0.0	40.0	30.0	0.0	0.0	30.0	0.0	33.3	0.0	25.0	32.1
Exiting Leg Total	5				1				3				9
Single-Unit Trucks	2	3	0	5	6	0	0	6	1	4	0	5	16
% Single-Unit	40.0	60.0	0.0	50.0	60.0	0.0	0.0	60.0	50.0	66.7	0.0	62.5	57.1
Exiting Leg Total	10				4				2				16
Articulated Trucks	0	1	0	1	1	0	0	1	1	0	0	1	3
% Articulated	0.0	20.0	0.0	10.0	10.0	0.0	0.0	10.0	50.0	0.0	0.0	12.5	10.7
Exiting Leg Total	1				2				0				3

Peak Hour Analysis from 04:00 PM to 06:00 PM begins at:

	Hartwell Avenue				Wood Street				Hartwell Avenue				Total
	from East				from South				from West				
	Thru	Left	U-Turn	Total	Right	Left	U-Turn	Total	Right	Thru	U-Turn	Total	
4:00 PM	1	0	0	1	1	0	0	1	1	1	0	2	4
4:15 PM	1	0	0	1	2	0	0	2	0	2	0	2	5
4:30 PM	0	2	0	2	1	0	0	1	1	0	0	1	4
4:45 PM	0	0	0	0	1	0	0	1	0	1	0	1	2
<b>Total Volume</b>	<b>2</b>	<b>2</b>	<b>0</b>	<b>4</b>	<b>5</b>	<b>0</b>	<b>0</b>	<b>5</b>	<b>2</b>	<b>4</b>	<b>0</b>	<b>6</b>	<b>15</b>
% Approach Total	50.0	50.0	0.0		100.0	0.0	0.0		33.3	66.7	0.0		
PHF	0.500	0.250	0.000	0.500	0.625	0.000	0.000	0.625	0.500	0.500	0.000	0.750	0.750
Buses	1	1	0	2	0	0	0	0	0	1	0	1	3
Buses %	50.0	50.0	0.0	50.0	0.0	0.0	0.0	0.0	0.0	25.0	0.0	16.7	20.0
Single-Unit Trucks	1	1	0	2	5	0	0	5	1	3	0	4	11
Single-Unit %	50.0	50.0	0.0	50.0	100.0	0.0	0.0	100.0	50.0	75.0	0.0	66.7	73.3
Articulated Trucks	0	0	0	0	0	0	0	0	1	0	0	1	1
Articulated %	0.0	0.0	0.0	0.0	0.0	0.0	0.0	0.0	50.0	0.0	0.0	16.7	6.7
Buses	1	1	0	2	0	0	0	0	0	1	0	1	3
Single-Unit Trucks	1	1	0	2	5	0	0	5	1	3	0	4	11
Articulated Trucks	0	0	0	0	0	0	0	0	1	0	0	1	1
<b>Total Entering Leg</b>	<b>2</b>	<b>2</b>	<b>0</b>	<b>4</b>	<b>5</b>	<b>0</b>	<b>0</b>	<b>5</b>	<b>2</b>	<b>4</b>	<b>0</b>	<b>6</b>	<b>15</b>
Buses	1				1				1				3
Single-Unit Trucks	8				2				1				11
Articulated Trucks	0				1				0				1
<b>Total Exiting Leg</b>	<b>9</b>				<b>4</b>				<b>2</b>				<b>15</b>

PDI File #: **186391 E**  
 Location: **S: Wood Street**  
 Location: **E: Hartwell Avenue W: Hartwell Avenue**  
 City, State: **Lexington, MA**  
 Client: **Vanasse & Associates/ S. Kelly**  
 Site Code: **7993**  
 Count Date: **Wednesday, August 01, 2018**  
 Start Time: **4:00 PM**  
 End Time: **6:00 PM**  
 Class:



46 Morton Street, Framingham, MA 01702  
 Office: 508-875-0100 Fax: 508-875-0118  
 Email: datarequests@pdillc.com

**Cars**

	Hartwell Avenue				Wood Street				Hartwell Avenue				Total
	from East				from South				from West				
	Thru	Left	U-Turn	Total	Right	Left	U-Turn	Total	Right	Thru	U-Turn	Total	
4:00 PM	38	58	0	96	96	6	0	102	34	164	0	198	396
4:15 PM	29	46	0	75	83	6	0	89	48	187	0	235	399
4:30 PM	18	71	0	89	107	5	0	112	46	171	0	217	418
4:45 PM	32	61	0	93	111	11	0	122	32	134	0	166	381
<b>Total</b>	<b>117</b>	<b>236</b>	<b>0</b>	<b>353</b>	<b>397</b>	<b>28</b>	<b>0</b>	<b>425</b>	<b>160</b>	<b>656</b>	<b>0</b>	<b>816</b>	<b>1594</b>
5:00 PM	31	83	0	114	103	6	0	109	36	156	0	192	415
5:15 PM	35	88	0	123	82	14	0	96	29	129	0	158	377
5:30 PM	38	77	0	115	109	4	0	113	35	117	0	152	380
5:45 PM	25	59	0	84	83	7	0	90	25	79	0	104	278
<b>Total</b>	<b>129</b>	<b>307</b>	<b>0</b>	<b>436</b>	<b>377</b>	<b>31</b>	<b>0</b>	<b>408</b>	<b>125</b>	<b>481</b>	<b>0</b>	<b>606</b>	<b>1450</b>
Grand Total	246	543	0	789	774	59	0	833	285	1137	0	1422	3044
Approach %	31.2	68.8	0.0		92.9	7.1	0.0		20.0	80.0	0.0		
Total %	8.1	17.8	0.0	25.9	25.4	1.9	0.0	27.4	9.4	37.4	0.0	46.7	
Exiting Leg Total				1911				828				305	3044

Peak Hour Analysis from 04:00 PM to 06:00 PM begins at:

	Hartwell Avenue				Wood Street				Hartwell Avenue				Total
	from East				from South				from West				
	Thru	Left	U-Turn	Total	Right	Left	U-Turn	Total	Right	Thru	U-Turn	Total	
4:15 PM	29	46	0	75	83	6	0	89	48	187	0	235	399
4:30 PM	18	71	0	89	107	5	0	112	46	171	0	217	418
4:45 PM	32	61	0	93	111	11	0	122	32	134	0	166	381
5:00 PM	31	83	0	114	103	6	0	109	36	156	0	192	415
Total Volume	110	261	0	371	404	28	0	432	162	648	0	810	1613
% Approach Total	29.6	70.4	0.0		93.5	6.5	0.0		20.0	80.0	0.0		
PHF	0.859	0.786	0.000	0.814	0.910	0.636	0.000	0.885	0.844	0.866	0.000	0.862	0.965
Entering Leg	110	261	0	371	404	28	0	432	162	648	0	810	1613
Exiting Leg				1052				423				138	1613
<b>Total</b>				<b>1423</b>				<b>855</b>				<b>948</b>	<b>3226</b>

PDI File #: **186391 E**  
 Location: **S: Wood Street**  
 Location: **E: Hartwell Avenue W: Hartwell Avenue**  
 City, State: **Lexington, MA**  
 Client: **Vanasse & Associates/ S. Kelly**  
 Site Code: **7993**  
 Count Date: **Wednesday, August 01, 2018**  
 Start Time: **4:00 PM**  
 End Time: **6:00 PM**  
 Class:



**Light Goods Vehicle**

	Hartwell Avenue				Wood Street				Hartwell Avenue				Total
	from East				from South				from West				
	Thru	Left	U-Turn	Total	Right	Left	U-Turn	Total	Right	Thru	U-Turn	Total	
4:00 PM	1	3	0	4	14	1	0	15	1	30	0	31	50
4:15 PM	3	7	0	10	9	1	0	10	2	15	0	17	37
4:30 PM	5	4	0	9	6	0	0	6	2	13	0	15	30
4:45 PM	2	5	0	7	13	1	0	14	5	11	0	16	37
<b>Total</b>	<b>11</b>	<b>19</b>	<b>0</b>	<b>30</b>	<b>42</b>	<b>3</b>	<b>0</b>	<b>45</b>	<b>10</b>	<b>69</b>	<b>0</b>	<b>79</b>	<b>154</b>
5:00 PM	2	3	0	5	10	3	0	13	2	12	0	14	32
5:15 PM	2	5	0	7	7	1	0	8	2	11	0	13	28
5:30 PM	4	3	0	7	3	1	0	4	0	11	0	11	22
5:45 PM	3	2	0	5	5	1	0	6	0	6	0	6	17
<b>Total</b>	<b>11</b>	<b>13</b>	<b>0</b>	<b>24</b>	<b>25</b>	<b>6</b>	<b>0</b>	<b>31</b>	<b>4</b>	<b>40</b>	<b>0</b>	<b>44</b>	<b>99</b>
<b>Grand Total</b>	<b>22</b>	<b>32</b>	<b>0</b>	<b>54</b>	<b>67</b>	<b>9</b>	<b>0</b>	<b>76</b>	<b>14</b>	<b>109</b>	<b>0</b>	<b>123</b>	<b>253</b>
Approach %	40.7	59.3	0.0		88.2	11.8	0.0		11.4	88.6	0.0		
Total %	8.7	12.6	0.0	21.3	26.5	3.6	0.0	30.0	5.5	43.1	0.0	48.6	
Exiting Leg Total				176				46				31	253

Peak Hour Analysis from 04:00 PM to 06:00 PM begins at:

	Hartwell Avenue				Wood Street				Hartwell Avenue				Total
	from East				from South				from West				
	Thru	Left	U-Turn	Total	Right	Left	U-Turn	Total	Right	Thru	U-Turn	Total	
4:00 PM	1	3	0	4	14	1	0	15	1	30	0	31	50
4:15 PM	3	7	0	10	9	1	0	10	2	15	0	17	37
4:30 PM	5	4	0	9	6	0	0	6	2	13	0	15	30
4:45 PM	2	5	0	7	13	1	0	14	5	11	0	16	37
Total Volume	11	19	0	30	42	3	0	45	10	69	0	79	154
% Approach Total	36.7	63.3	0.0		93.3	6.7	0.0		12.7	87.3	0.0		
PHF	0.550	0.679	0.000	0.750	0.750	0.750	0.000	0.750	0.500	0.575	0.000	0.637	0.770
Entering Leg	11	19	0	30	42	3	0	45	10	69	0	79	154
Exiting Leg				111				29				14	154
Total				141				74				93	308

PDI File #: **186391 E**  
 Location: **S: Wood Street**  
 Location: **E: Hartwell Avenue W: Hartwell Avenue**  
 City, State: **Lexington, MA**  
 Client: **Vanasse & Associates/ S. Kelly**  
 Site Code: **7993**  
 Count Date: **Wednesday, August 01, 2018**  
 Start Time: **4:00 PM**  
 End Time: **6:00 PM**  
 Class:



46 Morton Street, Framingham, MA 01702  
 Office: 508-875-0100 Fax: 508-875-0118  
 Email: datarequests@pdillc.com

**Buses**


	Hartwell Avenue				Wood Street				Hartwell Avenue				Total
	from East				from South				from West				
	Thru	Left	U-Turn	Total	Right	Left	U-Turn	Total	Right	Thru	U-Turn	Total	
4:00 PM	0	0	0	0	0	0	0	0	0	0	0	0	0
4:15 PM	1	0	0	1	0	0	0	0	0	1	0	1	2
4:30 PM	0	1	0	1	0	0	0	0	0	0	0	0	1
4:45 PM	0	0	0	0	0	0	0	0	0	0	0	0	0
<b>Total</b>	<b>1</b>	<b>1</b>	<b>0</b>	<b>2</b>	<b>0</b>	<b>0</b>	<b>0</b>	<b>0</b>	<b>0</b>	<b>1</b>	<b>0</b>	<b>1</b>	<b>3</b>
5:00 PM	0	0	0	0	0	0	0	0	0	0	0	0	0
5:15 PM	0	0	0	0	2	0	0	2	0	0	0	0	2
5:30 PM	1	0	0	1	1	0	0	1	0	0	0	0	2
5:45 PM	1	0	0	1	0	0	0	0	0	1	0	1	2
<b>Total</b>	<b>2</b>	<b>0</b>	<b>0</b>	<b>2</b>	<b>3</b>	<b>0</b>	<b>0</b>	<b>3</b>	<b>0</b>	<b>1</b>	<b>0</b>	<b>1</b>	<b>6</b>
<b>Grand Total</b>	<b>3</b>	<b>1</b>	<b>0</b>	<b>4</b>	<b>3</b>	<b>0</b>	<b>0</b>	<b>3</b>	<b>0</b>	<b>2</b>	<b>0</b>	<b>2</b>	<b>9</b>
Approach %	75.0	25.0	0.0		100.0	0.0	0.0		0.0	100.0	0.0		
Total %	33.3	11.1	0.0	44.4	33.3	0.0	0.0	33.3	0.0	22.2	0.0	22.2	
Exiting Leg Total				5				1				3	9

Peak Hour Analysis from 04:00 PM to 06:00 PM begins at:

5:00 PM	Hartwell Avenue				Wood Street				Hartwell Avenue				Total
	from East				from South				from West				
	Thru	Left	U-Turn	Total	Right	Left	U-Turn	Total	Right	Thru	U-Turn	Total	
5:00 PM	0	0	0	0	0	0	0	0	0	0	0	0	0
5:15 PM	0	0	0	0	2	0	0	2	0	0	0	0	2
5:30 PM	1	0	0	1	1	0	0	1	0	0	0	0	2
5:45 PM	1	0	0	1	0	0	0	0	0	1	0	1	2
<b>Total Volume</b>	<b>2</b>	<b>0</b>	<b>0</b>	<b>2</b>	<b>3</b>	<b>0</b>	<b>0</b>	<b>3</b>	<b>0</b>	<b>1</b>	<b>0</b>	<b>1</b>	<b>6</b>
<b>% Approach Total</b>	<b>100.0</b>	<b>0.0</b>	<b>0.0</b>		<b>100.0</b>	<b>0.0</b>	<b>0.0</b>		<b>0.0</b>	<b>100.0</b>	<b>0.0</b>		
PHF	0.500	0.000	0.000	0.500	0.375	0.000	0.000	0.375	0.000	0.250	0.000	0.250	0.750
Entering Leg	2	0	0	2	3	0	0	3	0	1	0	1	6
Exiting Leg				4				0				2	6
<b>Total</b>				<b>6</b>				<b>3</b>				<b>3</b>	<b>12</b>



PDI File #: **186391 E**  
 Location: **S: Wood Street**  
 Location: **E: Hartwell Avenue W: Hartwell Avenue**  
 City, State: **Lexington, MA**  
 Client: **Vanasse & Associates/ S. Kelly**  
 Site Code: **7993**  
 Count Date: **Wednesday, August 01, 2018**  
 Start Time: **4:00 PM**  
 End Time: **6:00 PM**  
 Class:



46 Morton Street, Framingham, MA 01702  
 Office: 508-875-0100 Fax: 508-875-0118  
 Email: datarequests@pdillc.com


**Single-Unit Trucks**

	Hartwell Avenue				Wood Street				Hartwell Avenue				Total
	from East				from South				from West				
	Thru	Left	U-Turn	Total	Right	Left	U-Turn	Total	Right	Thru	U-Turn	Total	
4:00 PM	1	0	0	1	1	0	0	1	1	1	0	2	4
4:15 PM	0	0	0	0	2	0	0	2	0	1	0	1	3
4:30 PM	0	1	0	1	1	0	0	1	0	0	0	0	2
4:45 PM	0	0	0	0	1	0	0	1	0	1	0	1	2
<b>Total</b>	<b>1</b>	<b>1</b>	<b>0</b>	<b>2</b>	<b>5</b>	<b>0</b>	<b>0</b>	<b>5</b>	<b>1</b>	<b>3</b>	<b>0</b>	<b>4</b>	<b>11</b>
5:00 PM	1	0	0	1	0	0	0	0	0	0	0	0	1
5:15 PM	0	1	0	1	0	0	0	0	0	0	0	0	1
5:30 PM	0	1	0	1	0	0	0	0	0	0	0	0	1
5:45 PM	0	0	0	0	1	0	0	1	0	1	0	1	2
<b>Total</b>	<b>1</b>	<b>2</b>	<b>0</b>	<b>3</b>	<b>1</b>	<b>0</b>	<b>0</b>	<b>1</b>	<b>0</b>	<b>1</b>	<b>0</b>	<b>1</b>	<b>5</b>
<b>Grand Total</b>	<b>2</b>	<b>3</b>	<b>0</b>	<b>5</b>	<b>6</b>	<b>0</b>	<b>0</b>	<b>6</b>	<b>1</b>	<b>4</b>	<b>0</b>	<b>5</b>	<b>16</b>
Approach %	40.0	60.0	0.0		100.0	0.0	0.0		20.0	80.0	0.0		
Total %	12.5	18.8	0.0	31.3	37.5	0.0	0.0	37.5	6.3	25.0	0.0	31.3	
Exiting Leg Total				10				4				2	16

Peak Hour Analysis from 04:00 PM to 06:00 PM begins at:

4:00 PM	Hartwell Avenue				Wood Street				Hartwell Avenue				Total
	from East				from South				from West				
	Thru	Left	U-Turn	Total	Right	Left	U-Turn	Total	Right	Thru	U-Turn	Total	
4:00 PM	1	0	0	1	1	0	0	1	1	1	0	2	4
4:15 PM	0	0	0	0	2	0	0	2	0	1	0	1	3
4:30 PM	0	1	0	1	1	0	0	1	0	0	0	0	2
4:45 PM	0	0	0	0	1	0	0	1	0	1	0	1	2
<b>Total Volume</b>	<b>1</b>	<b>1</b>	<b>0</b>	<b>2</b>	<b>5</b>	<b>0</b>	<b>0</b>	<b>5</b>	<b>1</b>	<b>3</b>	<b>0</b>	<b>4</b>	<b>11</b>
<b>% Approach Total</b>	<b>50.0</b>	<b>50.0</b>	<b>0.0</b>		<b>100.0</b>	<b>0.0</b>	<b>0.0</b>		<b>25.0</b>	<b>75.0</b>	<b>0.0</b>		
PHF	0.250	0.250	0.000	0.500	0.625	0.000	0.000	0.625	0.250	0.750	0.000	0.500	0.688
Entering Leg	1	1	0	2	5	0	0	5	1	3	0	4	11
Exiting Leg				8				2				1	11
<b>Total</b>				<b>10</b>				<b>7</b>				<b>5</b>	<b>22</b>

PDI File #: **186391 E**  
 Location: **S: Wood Street**  
 Location: **E: Hartwell Avenue W: Hartwell Avenue**  
 City, State: **Lexington, MA**  
 Client: **Vanasse & Associates/ S. Kelly**  
 Site Code: **7993**  
 Count Date: **Wednesday, August 01, 2018**  
 Start Time: **4:00 PM**  
 End Time: **6:00 PM**  
 Class:



46 Morton Street, Framingham, MA 01702  
 Office: 508-875-0100 Fax: 508-875-0118  
 Email: datarequests@pdillc.com

**Articulated Trucks**

	Hartwell Avenue				Wood Street				Hartwell Avenue				Total	
	from East				from South				from West					
	Thru	Left	U-Turn	Total	Right	Left	U-Turn	Total	Right	Thru	U-Turn	Total		
4:00 PM	0	0	0	0	0	0	0	0	0	0	0	0	0	0
4:15 PM	0	0	0	0	0	0	0	0	0	0	0	0	0	0
4:30 PM	0	0	0	0	0	0	0	0	0	1	0	0	1	1
4:45 PM	0	0	0	0	0	0	0	0	0	0	0	0	0	0
Total	0	0	0	0	0	0	0	0	0	1	0	0	1	1
5:00 PM	0	1	0	1	1	0	0	1	0	0	0	0	0	2
5:15 PM	0	0	0	0	0	0	0	0	0	0	0	0	0	0
5:30 PM	0	0	0	0	0	0	0	0	0	0	0	0	0	0
5:45 PM	0	0	0	0	0	0	0	0	0	0	0	0	0	0
Total	0	1	0	1	1	0	0	1	0	0	0	0	0	2
Grand Total	0	1	0	1	1	0	0	1	1	0	0	1	1	3
Approach %	0.0	100.0	0.0		100.0	0.0	0.0		100.0	0.0	0.0			
Total %	0.0	33.3	0.0	33.3	33.3	0.0	0.0	33.3	33.3	0.0	0.0	33.3		
Exiting Leg Total				1				2				0		3

Peak Hour Analysis from 04:00 PM to 06:00 PM begins at:

4:15 PM	Hartwell Avenue				Wood Street				Hartwell Avenue				Total	
	from East				from South				from West					
	Thru	Left	U-Turn	Total	Right	Left	U-Turn	Total	Right	Thru	U-Turn	Total		
4:15 PM	0	0	0	0	0	0	0	0	0	0	0	0	0	0
4:30 PM	0	0	0	0	0	0	0	0	0	1	0	0	1	1
4:45 PM	0	0	0	0	0	0	0	0	0	0	0	0	0	0
5:00 PM	0	1	0	1	1	0	0	1	0	0	0	0	0	2
Total Volume	0	1	0	1	1	0	0	1	1	0	0	1	1	3
% Approach Total	0.0	100.0	0.0		100.0	0.0	0.0		100.0	0.0	0.0			
PHF	0.000	0.250	0.000	0.250	0.250	0.000	0.000	0.250	0.250	0.000	0.000	0.250		0.375
Entering Leg	0	1	0	1	1	0	0	1	1	0	0	1		3
Exiting Leg				1				2				0		3
Total				2				3				1		6

PDI File #: **186391 E**  
 Location: **S: Wood Street**  
 Location: **E: Hartwell Avenue W: Hartwell Avenue**  
 City, State: **Lexington, MA**  
 Client: **Vanasse & Associates/ S. Kelly**  
 Site Code: **7993**  
 Count Date: **Wednesday, August 01, 2018**  
 Start Time: **4:00 PM**  
 End Time: **6:00 PM**  
 Class:



46 Morton Street, Framingham, MA 01702  
 Office: 508-875-0100 Fax: 508-875-0118  
 Email: datarequests@pdillc.com

**Bicycles (on Roadway and Crosswalks)**

	Hartwell Avenue						Wood Street						Hartwell Avenue						Total			
	from East						from South						from West									
	Thru	Left	U-Turn	CW-SB	CW-NB	Total	Right	Left	U-Turn	CW-WB	CW-EB	Total	Right	Thru	U-Turn	CW-NB	CW-SB	Total				
4:00 PM	0	0	0	0	0	0	0	0	0	0	0	0	0	1	0	0	0	1	1			
4:15 PM	0	0	0	0	0	0	0	0	0	0	0	0	0	2	0	0	0	2	2			
4:30 PM	0	0	0	0	0	0	0	0	0	0	0	0	0	3	0	0	0	3	3			
4:45 PM	0	1	0	0	0	1	3	0	0	0	0	3	0	1	0	0	0	1	5			
<b>Total</b>	<b>0</b>	<b>1</b>	<b>0</b>	<b>0</b>	<b>0</b>	<b>1</b>	<b>3</b>	<b>0</b>	<b>0</b>	<b>0</b>	<b>0</b>	<b>3</b>	<b>0</b>	<b>7</b>	<b>0</b>	<b>0</b>	<b>0</b>	<b>7</b>	<b>11</b>			
5:00 PM	0	0	0	0	0	0	1	0	0	0	0	1	0	2	0	0	0	2	3			
5:15 PM	0	1	0	0	0	1	3	0	0	0	0	3	0	5	0	0	0	5	9			
5:30 PM	0	0	0	0	0	0	1	0	0	0	0	1	0	0	0	0	0	0	1			
5:45 PM	0	0	0	0	0	0	0	0	0	0	0	0	0	3	0	0	0	3	3			
<b>Total</b>	<b>0</b>	<b>1</b>	<b>0</b>	<b>0</b>	<b>0</b>	<b>1</b>	<b>5</b>	<b>0</b>	<b>0</b>	<b>0</b>	<b>0</b>	<b>5</b>	<b>0</b>	<b>10</b>	<b>0</b>	<b>0</b>	<b>0</b>	<b>10</b>	<b>16</b>			
<b>Grand Total</b>	<b>0</b>	<b>2</b>	<b>0</b>	<b>0</b>	<b>0</b>	<b>2</b>	<b>8</b>	<b>0</b>	<b>0</b>	<b>0</b>	<b>0</b>	<b>8</b>	<b>0</b>	<b>17</b>	<b>0</b>	<b>0</b>	<b>0</b>	<b>17</b>	<b>27</b>			
Approach %	0.0	100.0	0.0	0.0	0.0		100.0	0.0	0.0	0.0	0.0		0.0	100.0	0.0	0.0	0.0					
Total %	0.0	7.4	0.0	0.0	0.0	7.4	29.6	0.0	0.0	0.0	0.0	29.6	0.0	63.0	0.0	0.0	0.0	63.0				
Exiting Leg Total							25							2							0	27

Peak Hour Analysis from 04:00 PM to 06:00 PM begins at:

	Hartwell Avenue						Wood Street						Hartwell Avenue						Total			
	from East						from South						from West									
	Thru	Left	U-Turn	CW-SB	CW-NB	Total	Right	Left	U-Turn	CW-WB	CW-EB	Total	Right	Thru	U-Turn	CW-NB	CW-SB	Total				
4:30 PM	0	0	0	0	0	0	0	0	0	0	0	0	0	3	0	0	0	3	3			
4:45 PM	0	1	0	0	0	1	3	0	0	0	0	3	0	1	0	0	0	1	5			
5:00 PM	0	0	0	0	0	0	1	0	0	0	0	1	0	2	0	0	0	2	3			
5:15 PM	0	1	0	0	0	1	3	0	0	0	0	3	0	5	0	0	0	5	9			
<b>Total Volume</b>	<b>0</b>	<b>2</b>	<b>0</b>	<b>0</b>	<b>0</b>	<b>2</b>	<b>7</b>	<b>0</b>	<b>0</b>	<b>0</b>	<b>0</b>	<b>7</b>	<b>0</b>	<b>11</b>	<b>0</b>	<b>0</b>	<b>0</b>	<b>11</b>	<b>20</b>			
% Approach Total	0.0	100.0	0.0	0.0	0.0		100.0	0.0	0.0	0.0	0.0		0.0	100.0	0.0	0.0	0.0					
PHF	0.000	0.500	0.000	0.000	0.000	0.500	0.583	0.000	0.000	0.000	0.000	0.583	0.000	0.550	0.000	0.000	0.000	0.550	0.556			
Entering Leg	0	2	0	0	0	2	7	0	0	0	0	7	0	11	0	0	0	11	20			
Exiting Leg							18							2							0	20
<b>Total</b>							<b>20</b>							<b>9</b>							<b>11</b>	<b>40</b>

PDI File #: 186391 E  
 Location: S: Wood Street  
 Location: E: Hartwell Avenue W: Hartwell Avenue  
 City, State: Lexington, MA  
 Client: Vanasse & Associates/ S. Kelly  
 Site Code: 7993  
 Count Date: Wednesday, August 01, 2018  
 Start Time: 4:00 PM  
 End Time: 6:00 PM  
 Class:



46 Morton Street, Framingham, MA 01702  
 Office: 508-875-0100 Fax: 508-875-0118  
 Email: datarequests@pdillc.com

**Pedestrians**

	Hartwell Avenue						Wood Street						Hartwell Avenue						Total
	from East						from South						from West						
	Thru	Left	U-Turn	CW-SB	CW-NB	Total	Right	Left	U-Turn	CW-WB	CW-EB	Total	Right	Thru	U-Turn	CW-NB	CW-SB	Total	
4:00 PM	0	0	0	0	0	0	0	0	0	0	0	0	0	0	0	0	0	0	0
4:15 PM	0	0	0	0	0	0	0	0	0	0	0	0	0	0	0	0	0	0	0
4:30 PM	0	0	0	0	0	0	0	0	0	0	0	0	0	0	0	0	0	0	0
4:45 PM	0	0	0	1	0	1	0	0	0	0	0	0	0	0	0	0	0	0	1
Total	0	0	0	1	0	1	0	0	0	0	0	0	0	0	0	0	0	0	1
5:00 PM	0	0	0	0	0	0	0	0	0	0	0	0	0	0	0	0	0	0	0
5:15 PM	0	0	0	0	0	0	0	0	0	0	0	0	0	0	0	0	0	0	0
5:30 PM	0	0	0	0	0	0	0	0	0	0	0	0	0	0	0	0	0	0	0
5:45 PM	0	0	0	0	0	0	0	0	0	0	0	0	0	0	0	0	0	0	0
Total	0	0	0	0	0	0	0	0	0	0	0	0	0	0	0	0	0	0	0
Grand Total	0	0	0	1	0	1	0	0	0	0	0	0	0	0	0	0	0	0	1
Approach %	0	0	0	100	0		0	0	0	0	0		0	0	0	0	0		
Total %	0	0	0	100	0	100	0	0	0	0	0		0	0	0	0	0		
Exiting Leg Total							1						0						1

Peak Hour Analysis from 04:00 PM to 06:00 PM begins at:

4:00 PM	Hartwell Avenue						Wood Street						Hartwell Avenue						Total
	from East						from South						from West						
	Thru	Left	U-Turn	CW-SB	CW-NB	Total	Right	Left	U-Turn	CW-WB	CW-EB	Total	Right	Thru	U-Turn	CW-NB	CW-SB	Total	
4:00 PM	0	0	0	0	0	0	0	0	0	0	0	0	0	0	0	0	0	0	0
4:15 PM	0	0	0	0	0	0	0	0	0	0	0	0	0	0	0	0	0	0	0
4:30 PM	0	0	0	0	0	0	0	0	0	0	0	0	0	0	0	0	0	0	0
4:45 PM	0	0	0	1	0	1	0	0	0	0	0	0	0	0	0	0	0	0	1
Total Volume	0	0	0	1	0	1	0	0	0	0	0	0	0	0	0	0	0	0	1
% Approach Total	0.0	0.0	0.0	100.0	0.0		0.0	0.0	0.0	0.0	0.0		0.0	0.0	0.0	0.0	0.0		
PHF	0.000	0.000	0.000	0.250	0.000	0.250	0.000	0.000	0.000	0.000	0.000	0.000	0.000	0.000	0.000	0.000	0.000	0.000	0.250
Entering Leg	0	0	0	1	0	1	0	0	0	0	0	0	0	0	0	0	0	0	1
Exiting Leg							1						0						1
Total							2						0						2

PDI File #: **186391 F**  
 Location: **S: Hartwell Place**  
 Location: **E: 91 Hartwell Ave Driveway W: 101 Hartwell Ave Driveway**  
 City, State: **Lexington, MA**  
 Client: **Vanasse & Associates/ S. Kelly**  
 Site Code: **7993**  
 Count Date: **Wednesday, August 01, 2018**  
 Start Time: **7:00 AM**  
 End Time: **9:00 AM**  
 Class:



46 Morton Street, Framingham, MA 01702  
 Office: 508-875-0100 Fax: 508-875-0118  
 Email: datarequests@pdillc.com

**Cars and Heavy Vehicles (Combined)**

	91 Hartwell Ave Driveway				Hartwell Place				101 Hartwell Ave Driveway				Total
	from East				from South				from West				
	Thru	Left	U-Turn	Total	Right	Left	U-Turn	Total	Right	Thru	U-Turn	Total	
7:00 AM	0	0	0	0	0	5	0	5	0	0	0	0	5
7:15 AM	0	0	2	2	1	6	0	7	0	0	0	0	9
7:30 AM	0	0	0	0	0	8	0	8	1	0	0	1	9
7:45 AM	0	1	1	2	1	7	0	8	1	1	0	2	12
Total	0	1	3	4	2	26	0	28	2	1	0	3	35
8:00 AM	0	0	0	0	0	5	0	5	0	0	0	0	5
8:15 AM	0	0	0	0	1	5	0	6	0	0	0	0	6
8:30 AM	0	0	0	0	0	6	0	6	0	1	0	1	7
8:45 AM	0	1	0	1	1	8	0	9	1	0	0	1	11
Total	0	1	0	1	2	24	0	26	1	1	0	2	29
Grand Total	0	2	3	5	4	50	0	54	3	2	0	5	64
Approach %	0.0	40.0	60.0		7.4	92.6	0.0		60.0	40.0	0.0		
Total %	0.0	3.1	4.7	7.8	6.3	78.1	0.0	84.4	4.7	3.1	0.0	7.8	
Exiting Leg Total				9				5				50	64
Cars	0	2	3	5	4	50	0	54	3	1	0	4	63
% Cars	0.0	100.0	100.0	100.0	100.0	100.0	0.0	100.0	100.0	50.0	0.0	80.0	98.4
Exiting Leg Total				8				5				50	63
Heavy Vehicles	0	0	0	0	0	0	0	0	0	1	0	1	1
% Heavy Vehicles	0.0	0.0	0.0	0.0	0.0	0.0	0.0	0.0	0.0	50.0	0.0	20.0	1.6
Exiting Leg Total				1				0				0	1

Peak Hour Analysis from 07:00 AM to 09:00 AM begins at:

	91 Hartwell Ave Driveway				Hartwell Place				101 Hartwell Ave Driveway				Total
	from East				from South				from West				
	Thru	Left	U-Turn	Total	Right	Left	U-Turn	Total	Right	Thru	U-Turn	Total	
7:00 AM	0	0	0	0	0	5	0	5	0	0	0	0	5
7:15 AM	0	0	2	2	1	6	0	7	0	0	0	0	9
7:30 AM	0	0	0	0	0	8	0	8	1	0	0	1	9
7:45 AM	0	1	1	2	1	7	0	8	1	1	0	2	12
Total Volume	0	1	3	4	2	26	0	28	2	1	0	3	35
% Approach Total	0.0	25.0	75.0		7.1	92.9	0.0		66.7	33.3	0.0		
PHF	0.000	0.250	0.375	0.500	0.500	0.813	0.000	0.875	0.500	0.250	0.000	0.375	0.729
Cars	0	1	3	4	2	26	0	28	2	0	0	2	34
Cars %	0.0	100.0	100.0	100.0	100.0	100.0	0.0	100.0	100.0	0.0	0.0	66.7	97.1
Heavy Vehicles	0	0	0	0	0	0	0	0	0	1	0	1	1
Heavy Vehicles %	0.0	0.0	0.0	0.0	0.0	0.0	0.0	0.0	0.0	100.0	0.0	33.3	2.9
Cars Enter Leg	0	1	3	4	2	26	0	28	2	0	0	2	34
Heavy Enter Leg	0	0	0	0	0	0	0	0	0	1	0	1	1
Total Entering Leg	0	1	3	4	2	26	0	28	2	1	0	3	35
Cars Exiting Leg				5				3				26	34
Heavy Exiting Leg				1				0				0	1
Total Exiting Leg				6				3				26	35

PDI File #: **186391 F**  
 Location: **S: Hartwell Place**  
 Location: **E: 91 Hartwell Ave Driveway W: 101 Hartwell Ave Driveway**  
 City, State: **Lexington, MA**  
 Client: **Vanasse & Associates/ S. Kelly**  
 Site Code: **7993**  
 Count Date: **Wednesday, August 01, 2018**  
 Start Time: **7:00 AM**  
 End Time: **9:00 AM**



46 Morton Street, Framingham, MA 01702  
 Office: 508-875-0100 Fax: 508-875-0118  
 Email: datarequests@pdillc.com

Class: **Cars-Combined (Motorcycles, Cars, Light Goods)**

	91 Hartwell Ave Driveway				Hartwell Place				101 Hartwell Ave Driveway				Total	
	from East				from South				from West					
	Thru	Left	U-Turn	Total	Right	Left	U-Turn	Total	Right	Thru	U-Turn	Total		
7:00 AM	0	0	0	0	0	5	0	5	0	0	0	0	5	
7:15 AM	0	0	2	2	1	6	0	7	0	0	0	0	9	
7:30 AM	0	0	0	0	0	8	0	8	1	0	0	1	9	
7:45 AM	0	1	1	2	1	7	0	8	1	0	0	1	11	
Total	0	1	3	4	2	26	0	28	2	0	0	2	34	
8:00 AM	0	0	0	0	0	5	0	5	0	0	0	0	5	
8:15 AM	0	0	0	0	1	5	0	6	0	0	0	0	6	
8:30 AM	0	0	0	0	0	6	0	6	0	1	0	1	7	
8:45 AM	0	1	0	1	1	8	0	9	1	0	0	1	11	
Total	0	1	0	1	2	24	0	26	1	1	0	2	29	
Grand Total	0	2	3	5	4	50	0	54	3	1	0	4	63	
Approach %	0.0	40.0	60.0		7.4	92.6	0.0		75.0	25.0	0.0			
Total %	0.0	3.2	4.8	7.9	6.3	79.4	0.0	85.7	4.8	1.6	0.0	6.3		
Exiting Leg Total				8				5					50	63

Peak Hour Analysis from 07:00 AM to 09:00 AM begins at:

7:00 AM	91 Hartwell Ave Driveway				Hartwell Place				101 Hartwell Ave Driveway				Total	
	from East				from South				from West					
	Thru	Left	U-Turn	Total	Right	Left	U-Turn	Total	Right	Thru	U-Turn	Total		
7:00 AM	0	0	0	0	0	5	0	5	0	0	0	0	5	
7:15 AM	0	0	2	2	1	6	0	7	0	0	0	0	9	
7:30 AM	0	0	0	0	0	8	0	8	1	0	0	1	9	
7:45 AM	0	1	1	2	1	7	0	8	1	0	0	1	11	
Total Volume	0	1	3	4	2	26	0	28	2	0	0	2	34	
% Approach Total	0.0	25.0	75.0		7.1	92.9	0.0		100.0	0.0	0.0			
PHF	0.000	0.250	0.375	0.500	0.500	0.813	0.000	0.875	0.500	0.000	0.000	0.500	0.773	
Entering Leg	0	1	3	4	2	26	0	28	2	0	0	2	34	
Exiting Leg				5				3					26	34
Total				9				31					28	68

PDI File #: **186391 F**  
 Location: **S: Hartwell Place**  
 Location: **E: 91 Hartwell Ave Driveway W: 101 Hartwell Ave Driveway**  
 City, State: **Lexington, MA**  
 Client: **Vanasse & Associates/ S. Kelly**  
 Site Code: **7993**  
 Count Date: **Wednesday, August 01, 2018**  
 Start Time: **7:00 AM**  
 End Time: **9:00 AM**  
 Class:



46 Morton Street, Framingham, MA 01702  
 Office: 508-875-0100 Fax: 508-875-0118  
 Email: datarequests@pdillc.com

**Heavy Vehicles-Combined (Buses, Single-Unit Trucks, Articulated Trucks)**

	91 Hartwell Ave Driveway				Hartwell Place				101 Hartwell Ave Driveway				Total
	from East				from South				from West				
	Thru	Left	U-Turn	Total	Right	Left	U-Turn	Total	Right	Thru	U-Turn	Total	
7:00 AM	0	0	0	0	0	0	0	0	0	0	0	0	0
7:15 AM	0	0	0	0	0	0	0	0	0	0	0	0	0
7:30 AM	0	0	0	0	0	0	0	0	0	0	0	0	0
7:45 AM	0	0	0	0	0	0	0	0	0	1	0	1	1
Total	0	0	0	0	0	0	0	0	0	1	0	1	1
8:00 AM	0	0	0	0	0	0	0	0	0	0	0	0	0
8:15 AM	0	0	0	0	0	0	0	0	0	0	0	0	0
8:30 AM	0	0	0	0	0	0	0	0	0	0	0	0	0
8:45 AM	0	0	0	0	0	0	0	0	0	0	0	0	0
Total	0	0	0	0	0	0	0	0	0	0	0	0	0
Grand Total	0	0	0	0	0	0	0	0	0	1	0	1	1
Approach %	0.0	0.0	0.0		0.0	0.0	0.0		0.0	100.0	0.0		
Total %	0.0	0.0	0.0	0.0	0.0	0.0	0.0	0.0	0.0	100.0	0.0	100.0	
Exiting Leg Total	1				0				0				1
Buses	0	0	0	0	0	0	0	0	0	1	0	1	1
% Buses	0.0	0.0	0.0	0.0	0.0	0.0	0.0	0.0	0.0	100.0	0.0	100.0	100.0
Exiting Leg Total	1				0				0				1
Single-Unit Trucks	0	0	0	0	0	0	0	0	0	0	0	0	0
% Single-Unit	0.0	0.0	0.0	0.0	0.0	0.0	0.0	0.0	0.0	0.0	0.0	0.0	0.0
Exiting Leg Total	0				0				0				0
Articulated Trucks	0	0	0	0	0	0	0	0	0	0	0	0	0
% Articulated	0.0	0.0	0.0	0.0	0.0	0.0	0.0	0.0	0.0	0.0	0.0	0.0	0.0
Exiting Leg Total	0				0				0				0

Peak Hour Analysis from 07:00 AM to 09:00 AM begins at:

7:00 AM	91 Hartwell Ave Driveway				Hartwell Place				101 Hartwell Ave Driveway				Total
	from East				from South				from West				
	Thru	Left	U-Turn	Total	Right	Left	U-Turn	Total	Right	Thru	U-Turn	Total	
7:00 AM	0	0	0	0	0	0	0	0	0	0	0	0	0
7:15 AM	0	0	0	0	0	0	0	0	0	0	0	0	0
7:30 AM	0	0	0	0	0	0	0	0	0	0	0	0	0
7:45 AM	0	0	0	0	0	0	0	0	0	1	0	1	1
Total Volume	0	0	0	0	0	0	0	0	0	1	0	1	1
% Approach Total	0.0	0.0	0.0		0.0	0.0	0.0		0.0	100.0	0.0		
PHF	0.000	0.000	0.000	0.000	0.000	0.000	0.000	0.000	0.000	0.250	0.000	0.250	0.250
Buses	0	0	0	0	0	0	0	0	0	1	0	1	1
Buses %	0.0	0.0	0.0	0.0	0.0	0.0	0.0	0.0	0.0	100.0	0.0	100.0	100.0
Single-Unit Trucks	0	0	0	0	0	0	0	0	0	0	0	0	0
Single-Unit %	0.0	0.0	0.0	0.0	0.0	0.0	0.0	0.0	0.0	0.0	0.0	0.0	0.0
Articulated Trucks	0	0	0	0	0	0	0	0	0	0	0	0	0
Articulated %	0.0	0.0	0.0	0.0	0.0	0.0	0.0	0.0	0.0	0.0	0.0	0.0	0.0
Buses	0	0	0	0	0	0	0	0	0	1	0	1	1
Single-Unit Trucks	0	0	0	0	0	0	0	0	0	0	0	0	0
Articulated Trucks	0	0	0	0	0	0	0	0	0	0	0	0	0
Total Entering Leg	0	0	0	0	0	0	0	0	0	1	0	1	1
Buses	1				0				0				1
Single-Unit Trucks	0				0				0				0
Articulated Trucks	0				0				0				0
Total Exiting Leg	1				0				0				1

PDI File #: **186391 F**  
 Location: **S: Hartwell Place**  
 Location: **E: 91 Hartwell Ave Driveway W: 101 Hartwell Ave Driveway**  
 City, State: **Lexington, MA**  
 Client: **Vanasse & Associates/ S. Kelly**  
 Site Code: **7993**  
 Count Date: **Wednesday, August 01, 2018**  
 Start Time: **7:00 AM**  
 End Time: **9:00 AM**  
 Class:



46 Morton Street, Framingham, MA 01702  
 Office: 508-875-0100 Fax: 508-875-0118  
 Email: datarequests@pdillc.com

**Cars**


	91 Hartwell Ave Driveway				Hartwell Place				101 Hartwell Ave Driveway				Total
	from East				from South				from West				
	Thru	Left	U-Turn	Total	Right	Left	U-Turn	Total	Right	Thru	U-Turn	Total	
7:00 AM	0	0	0	0	0	5	0	5	0	0	0	0	5
7:15 AM	0	0	2	2	1	6	0	7	0	0	0	0	9
7:30 AM	0	0	0	0	0	8	0	8	1	0	0	1	9
7:45 AM	0	1	1	2	1	7	0	8	1	0	0	1	11
Total	0	1	3	4	2	26	0	28	2	0	0	2	34
8:00 AM	0	0	0	0	0	5	0	5	0	0	0	0	5
8:15 AM	0	0	0	0	1	5	0	6	0	0	0	0	6
8:30 AM	0	0	0	0	0	6	0	6	0	1	0	1	7
8:45 AM	0	1	0	1	1	8	0	9	1	0	0	1	11
Total	0	1	0	1	2	24	0	26	1	1	0	2	29
Grand Total	0	2	3	5	4	50	0	54	3	1	0	4	63
Approach %	0.0	40.0	60.0		7.4	92.6	0.0		75.0	25.0	0.0		
Total %	0.0	3.2	4.8	7.9	6.3	79.4	0.0	85.7	4.8	1.6	0.0	6.3	
Exiting Leg Total				8				5				50	63

Peak Hour Analysis from 07:00 AM to 09:00 AM begins at:

	91 Hartwell Ave Driveway				Hartwell Place				101 Hartwell Ave Driveway				Total
	from East				from South				from West				
	Thru	Left	U-Turn	Total	Right	Left	U-Turn	Total	Right	Thru	U-Turn	Total	
7:00 AM	0	0	0	0	0	5	0	5	0	0	0	0	5
7:15 AM	0	0	2	2	1	6	0	7	0	0	0	0	9
7:30 AM	0	0	0	0	0	8	0	8	1	0	0	1	9
7:45 AM	0	1	1	2	1	7	0	8	1	0	0	1	11
Total Volume	0	1	3	4	2	26	0	28	2	0	0	2	34
% Approach Total	0.0	25.0	75.0		7.1	92.9	0.0		100.0	0.0	0.0		
PHF	0.000	0.250	0.375	0.500	0.500	0.813	0.000	0.875	0.500	0.000	0.000	0.500	0.773
Entering Leg	0	1	3	4	2	26	0	28	2	0	0	2	34
Exiting Leg				5				3				26	34
Total				9				31				28	68



PDI File #: **186391 F**  
 Location: **S: Hartwell Place**  
 Location: **E: 91 Hartwell Ave Driveway W: 101 Hartwell Ave Driveway**  
 City, State: **Lexington, MA**  
 Client: **Vanasse & Associates/ S. Kelly**  
 Site Code: **7993**  
 Count Date: **Wednesday, August 01, 2018**  
 Start Time: **7:00 AM**  
 End Time: **9:00 AM**  
 Class: **Light Goods Vehicle**




46 Morton Street, Framingham, MA 01702  
 Office: 508-875-0100 Fax: 508-875-0118  
 Email: datarequests@pdillc.com

	91 Hartwell Ave Driveway				Hartwell Place				101 Hartwell Ave Driveway				Total	
	from East				from South				from West					
	Thru	Left	U-Turn	Total	Right	Left	U-Turn	Total	Right	Thru	U-Turn	Total		
7:00 AM	0	0	0	0	0	0	0	0	0	0	0	0	0	0
7:15 AM	0	0	0	0	0	0	0	0	0	0	0	0	0	0
7:30 AM	0	0	0	0	0	0	0	0	0	0	0	0	0	0
7:45 AM	0	0	0	0	0	0	0	0	0	0	0	0	0	0
Total	0	0	0	0	0	0	0	0	0	0	0	0	0	0
8:00 AM	0	0	0	0	0	0	0	0	0	0	0	0	0	0
8:15 AM	0	0	0	0	0	0	0	0	0	0	0	0	0	0
8:30 AM	0	0	0	0	0	0	0	0	0	0	0	0	0	0
8:45 AM	0	0	0	0	0	0	0	0	0	0	0	0	0	0
Total	0	0	0	0	0	0	0	0	0	0	0	0	0	0
Grand Total	0	0	0	0	0	0	0	0	0	0	0	0	0	0
Approach %	0.0	0.0	0.0		0.0	0.0	0.0		0.0	0.0	0.0			
Total %	0.0	0.0	0.0	0.0	0.0	0.0	0.0	0.0	0.0	0.0	0.0	0.0	0.0	0.0
Exiting Leg Total				0				0					0	0

Peak Hour Analysis from 07:00 AM to 09:00 AM begins at:

	91 Hartwell Ave Driveway				Hartwell Place				101 Hartwell Ave Driveway				Total	
	from East				from South				from West					
	Thru	Left	U-Turn	Total	Right	Left	U-Turn	Total	Right	Thru	U-Turn	Total		
7:00 AM	0	0	0	0	0	0	0	0	0	0	0	0	0	0
7:15 AM	0	0	0	0	0	0	0	0	0	0	0	0	0	0
7:30 AM	0	0	0	0	0	0	0	0	0	0	0	0	0	0
7:45 AM	0	0	0	0	0	0	0	0	0	0	0	0	0	0
Total Volume	0	0	0	0	0	0	0	0	0	0	0	0	0	0
% Approach Total	0.0	0.0	0.0		0.0	0.0	0.0		0.0	0.0	0.0			
PHF	0.000	0.000	0.000	0.000	0.000	0.000	0.000	0.000	0.000	0.000	0.000	0.000	0.000	0.000
Entering Leg	0	0	0	0	0	0	0	0	0	0	0	0	0	0
Exiting Leg				0				0					0	0
Total				0				0					0	0

PDI File #: **186391 F**  
 Location: **S: Hartwell Place**  
 Location: **E: 91 Hartwell Ave Driveway W: 101 Hartwell Ave Driveway**  
 City, State: **Lexington, MA**  
 Client: **Vanasse & Associates/ S. Kelly**  
 Site Code: **7993**  
 Count Date: **Wednesday, August 01, 2018**  
 Start Time: **7:00 AM**  
 End Time: **9:00 AM**  
 Class:



46 Morton Street, Framingham, MA 01702  
 Office: 508-875-0100 Fax: 508-875-0118  
 Email: datarequests@pdillc.com

**Buses**

	91 Hartwell Ave Driveway				Hartwell Place				101 Hartwell Ave Driveway				Total
	from East				from South				from West				
	Thru	Left	U-Turn	Total	Right	Left	U-Turn	Total	Right	Thru	U-Turn	Total	
7:00 AM	0	0	0	0	0	0	0	0	0	0	0	0	0
7:15 AM	0	0	0	0	0	0	0	0	0	0	0	0	0
7:30 AM	0	0	0	0	0	0	0	0	0	0	0	0	0
7:45 AM	0	0	0	0	0	0	0	0	0	1	0	1	1
Total	0	0	0	0	0	0	0	0	0	1	0	1	1
8:00 AM	0	0	0	0	0	0	0	0	0	0	0	0	0
8:15 AM	0	0	0	0	0	0	0	0	0	0	0	0	0
8:30 AM	0	0	0	0	0	0	0	0	0	0	0	0	0
8:45 AM	0	0	0	0	0	0	0	0	0	0	0	0	0
Total	0	0	0	0	0	0	0	0	0	0	0	0	0
Grand Total	0	0	0	0	0	0	0	0	0	1	0	1	1
Approach %	0.0	0.0	0.0		0.0	0.0	0.0		0.0	100.0	0.0		
Total %	0.0	0.0	0.0	0.0	0.0	0.0	0.0	0.0	0.0	100.0	0.0	100.0	
Exiting Leg Total				1				0				0	1

Peak Hour Analysis from 07:00 AM to 09:00 AM begins at:

7:00 AM	91 Hartwell Ave Driveway				Hartwell Place				101 Hartwell Ave Driveway				Total
	from East				from South				from West				
	Thru	Left	U-Turn	Total	Right	Left	U-Turn	Total	Right	Thru	U-Turn	Total	
7:00 AM	0	0	0	0	0	0	0	0	0	0	0	0	0
7:15 AM	0	0	0	0	0	0	0	0	0	0	0	0	0
7:30 AM	0	0	0	0	0	0	0	0	0	0	0	0	0
7:45 AM	0	0	0	0	0	0	0	0	0	1	0	1	1
Total Volume	0	0	0	0	0	0	0	0	0	1	0	1	1
% Approach Total	0.0	0.0	0.0		0.0	0.0	0.0		0.0	100.0	0.0		
PHF	0.000	0.000	0.000	0.000	0.000	0.000	0.000	0.000	0.000	0.250	0.000	0.250	0.250
Entering Leg	0	0	0	0	0	0	0	0	0	1	0	1	1
Exiting Leg				1				0				0	1
Total				1				0				1	2

PDI File #: **186391 F**  
 Location: **S: Hartwell Place**  
 Location: **E: 91 Hartwell Ave Driveway W: 101 Hartwell Ave Driveway**  
 City, State: **Lexington, MA**  
 Client: **Vanasse & Associates/ S. Kelly**  
 Site Code: **7993**  
 Count Date: **Wednesday, August 01, 2018**  
 Start Time: **7:00 AM**  
 End Time: **9:00 AM**  
 Class:



46 Morton Street, Framingham, MA 01702  
 Office: 508-875-0100 Fax: 508-875-0118  
 Email: datarequests@pdillc.com


**Single-Unit Trucks**

	91 Hartwell Ave Driveway				Hartwell Place				101 Hartwell Ave Driveway				Total
	from East				from South				from West				
	Thru	Left	U-Turn	Total	Right	Left	U-Turn	Total	Right	Thru	U-Turn	Total	
7:00 AM	0	0	0	0	0	0	0	0	0	0	0	0	0
7:15 AM	0	0	0	0	0	0	0	0	0	0	0	0	0
7:30 AM	0	0	0	0	0	0	0	0	0	0	0	0	0
7:45 AM	0	0	0	0	0	0	0	0	0	0	0	0	0
Total	0	0	0	0	0	0	0	0	0	0	0	0	0
8:00 AM	0	0	0	0	0	0	0	0	0	0	0	0	0
8:15 AM	0	0	0	0	0	0	0	0	0	0	0	0	0
8:30 AM	0	0	0	0	0	0	0	0	0	0	0	0	0
8:45 AM	0	0	0	0	0	0	0	0	0	0	0	0	0
Total	0	0	0	0	0	0	0	0	0	0	0	0	0
Grand Total	0	0	0	0	0	0	0	0	0	0	0	0	0
Approach %	0.0	0.0	0.0		0.0	0.0	0.0		0.0	0.0	0.0		
Total %	0.0	0.0	0.0	0.0	0.0	0.0	0.0	0.0	0.0	0.0	0.0	0.0	
Exiting Leg Total	0				0				0				0

Peak Hour Analysis from 07:00 AM to 09:00 AM begins at:

	91 Hartwell Ave Driveway				Hartwell Place				101 Hartwell Ave Driveway				Total
	from East				from South				from West				
	Thru	Left	U-Turn	Total	Right	Left	U-Turn	Total	Right	Thru	U-Turn	Total	
7:00 AM	0	0	0	0	0	0	0	0	0	0	0	0	0
7:15 AM	0	0	0	0	0	0	0	0	0	0	0	0	0
7:30 AM	0	0	0	0	0	0	0	0	0	0	0	0	0
7:45 AM	0	0	0	0	0	0	0	0	0	0	0	0	0
Total Volume	0	0	0	0	0	0	0	0	0	0	0	0	0
% Approach Total	0.0	0.0	0.0		0.0	0.0	0.0		0.0	0.0	0.0		
PHF	0.000	0.000	0.000	0.000	0.000	0.000	0.000	0.000	0.000	0.000	0.000	0.000	0.000
Entering Leg	0	0	0	0	0	0	0	0	0	0	0	0	0
Exiting Leg	0				0				0				0
Total	0				0				0				0

PDI File #: **186391 F**  
 Location: **S: Hartwell Place**  
 Location: **E: 91 Hartwell Ave Driveway W: 101 Hartwell Ave Driveway**  
 City, State: **Lexington, MA**  
 Client: **Vanasse & Associates/ S. Kelly**  
 Site Code: **7993**  
 Count Date: **Wednesday, August 01, 2018**  
 Start Time: **7:00 AM**  
 End Time: **9:00 AM**  
 Class:



46 Morton Street, Framingham, MA 01702  
 Office: 508-875-0100 Fax: 508-875-0118  
 Email: datarequests@pdillc.com

**Articulated Trucks**

	91 Hartwell Ave Driveway				Hartwell Place				101 Hartwell Ave Driveway				Total	
	from East				from South				from West					
	Thru	Left	U-Turn	Total	Right	Left	U-Turn	Total	Right	Thru	U-Turn	Total		
7:00 AM	0	0	0	0	0	0	0	0	0	0	0	0	0	0
7:15 AM	0	0	0	0	0	0	0	0	0	0	0	0	0	0
7:30 AM	0	0	0	0	0	0	0	0	0	0	0	0	0	0
7:45 AM	0	0	0	0	0	0	0	0	0	0	0	0	0	0
Total	0	0	0	0	0	0	0	0	0	0	0	0	0	0
8:00 AM	0	0	0	0	0	0	0	0	0	0	0	0	0	0
8:15 AM	0	0	0	0	0	0	0	0	0	0	0	0	0	0
8:30 AM	0	0	0	0	0	0	0	0	0	0	0	0	0	0
8:45 AM	0	0	0	0	0	0	0	0	0	0	0	0	0	0
Total	0	0	0	0	0	0	0	0	0	0	0	0	0	0
Grand Total	0	0	0	0	0	0	0	0	0	0	0	0	0	0
Approach %	0.0	0.0	0.0		0.0	0.0	0.0		0.0	0.0	0.0			
Total %	0.0	0.0	0.0	0.0	0.0	0.0	0.0	0.0	0.0	0.0	0.0	0.0		
Exiting Leg Total	0				0				0				0	

Peak Hour Analysis from 07:00 AM to 09:00 AM begins at:

	91 Hartwell Ave Driveway				Hartwell Place				101 Hartwell Ave Driveway				Total	
	from East				from South				from West					
	Thru	Left	U-Turn	Total	Right	Left	U-Turn	Total	Right	Thru	U-Turn	Total		
7:00 AM	0	0	0	0	0	0	0	0	0	0	0	0	0	0
7:15 AM	0	0	0	0	0	0	0	0	0	0	0	0	0	0
7:30 AM	0	0	0	0	0	0	0	0	0	0	0	0	0	0
7:45 AM	0	0	0	0	0	0	0	0	0	0	0	0	0	0
Total Volume	0	0	0	0	0	0	0	0	0	0	0	0	0	0
% Approach Total	0.0	0.0	0.0		0.0	0.0	0.0		0.0	0.0	0.0			
PHF	0.000	0.000	0.000	0.000	0.000	0.000	0.000	0.000	0.000	0.000	0.000	0.000		0.000
Entering Leg	0	0	0	0	0	0	0	0	0	0	0	0		0
Exiting Leg	0				0				0				0	
Total	0				0				0				0	

PDI File #: 186391 F  
 Location: S: Hartwell Place  
 Location: E: 91 Hartwell Ave Driveway W: 101 Hartwell Ave Driveway  
 City, State: Lexington, MA  
 Client: Vanasse & Associates/ S. Kelly  
 Site Code: 7993  
 Count Date: Wednesday, August 01, 2018  
 Start Time: 7:00 AM  
 End Time: 9:00 AM  
 Class:



46 Morton Street, Framingham, MA 01702  
 Office: 508-875-0100 Fax: 508-875-0118  
 Email: datarequests@pdillc.com

**Bicycles (on Roadway and Crosswalks)**

	91 Hartwell Ave Driveway						Hartwell Place						101 Hartwell Ave Driveway						Total
	from East						from South						from West						
	Thru	Left	U-Turn	CW-SB	CW-NB	Total	Right	Left	U-Turn	CW-WB	CW-EB	Total	Right	Thru	U-Turn	CW-NB	CW-SB	Total	
7:00 AM	0	0	0	0	0	0	0	1	0	0	0	1	0	0	0	0	0	0	1
7:15 AM	1	0	0	0	0	1	0	0	0	0	0	0	0	0	0	0	0	0	1
7:30 AM	0	0	0	0	0	0	0	0	0	0	0	0	0	0	0	0	0	0	0
7:45 AM	2	0	0	0	0	2	0	0	0	0	0	0	0	0	0	0	0	0	2
Total	3	0	0	0	0	3	0	1	0	0	0	1	0	0	0	0	0	0	4
8:00 AM	0	0	0	0	0	0	0	0	0	0	0	0	0	0	0	0	0	0	0
8:15 AM	0	1	0	0	0	1	0	0	0	0	0	0	0	0	0	0	0	0	1
8:30 AM	0	0	0	0	0	0	0	0	0	0	0	0	0	0	0	0	0	0	0
8:45 AM	0	0	0	0	0	0	0	0	0	0	0	0	0	0	0	0	0	0	0
Total	0	1	0	0	0	1	0	0	0	0	0	0	0	0	0	0	0	0	1
Grand Total	3	1	0	0	0	4	0	1	0	0	0	1	0	0	0	0	0	0	5
Approach %	75.0	25.0	0.0	0.0	0.0		0.0	100.0	0.0	0.0	0.0		0.0	0.0	0.0	0.0	0.0		
Total %	60.0	20.0	0.0	0.0	0.0	80.0	0.0	20.0	0.0	0.0	0.0	20.0	0.0	0.0	0.0	0.0	0.0	0.0	
Exiting Leg Total	0						1						4						5

Peak Hour Analysis from 07:00 AM to 09:00 AM begins at:

7:00 AM	91 Hartwell Ave Driveway						Hartwell Place						101 Hartwell Ave Driveway						Total
	from East						from South						from West						
	Thru	Left	U-Turn	CW-SB	CW-NB	Total	Right	Left	U-Turn	CW-WB	CW-EB	Total	Right	Thru	U-Turn	CW-NB	CW-SB	Total	
7:00 AM	0	0	0	0	0	0	0	1	0	0	0	1	0	0	0	0	0	0	1
7:15 AM	1	0	0	0	0	1	0	0	0	0	0	0	0	0	0	0	0	0	1
7:30 AM	0	0	0	0	0	0	0	0	0	0	0	0	0	0	0	0	0	0	0
7:45 AM	2	0	0	0	0	2	0	0	0	0	0	0	0	0	0	0	0	0	2
Total Volume	3	0	0	0	0	3	0	1	0	0	0	1	0	0	0	0	0	0	4
% Approach Total	100.0	0.0	0.0	0.0	0.0		0.0	100.0	0.0	0.0	0.0		0.0	0.0	0.0	0.0	0.0		
PHF	0.375	0.000	0.000	0.000	0.000	0.375	0.000	0.250	0.000	0.000	0.000	0.250	0.000	0.000	0.000	0.000	0.000	0.000	0.500
Entering Leg	3	0	0	0	0	3	0	1	0	0	0	1	0	0	0	0	0	0	4
Exiting Leg	0						0						4						4
Total	3						1						4						8

PDI File #: 186391 F  
 Location: S: Hartwell Place  
 Location: E: 91 Hartwell Ave Driveway W: 101 Hartwell Ave Driveway  
 City, State: Lexington, MA  
 Client: Vanasse & Associates/ S. Kelly  
 Site Code: 7993  
 Count Date: Wednesday, August 01, 2018  
 Start Time: 7:00 AM  
 End Time: 9:00 AM  
 Class: Pedestrians



46 Morton Street, Framingham, MA 01702  
 Office: 508-875-0100 Fax: 508-875-0118  
 Email: datarequests@pdillc.com

**Pedestrians**

	91 Hartwell Ave Driveway						Hartwell Place						101 Hartwell Ave Driveway						Total
	from East						from South						from West						
	Thru	Left	U-Turn	CW-SB	CW-NB	Total	Right	Left	U-Turn	CW-WB	CW-EB	Total	Right	Thru	U-Turn	CW-NB	CW-SB	Total	
7:00 AM	0	0	0	0	0	0	0	0	0	0	0	0	0	0	0	0	0	0	0
7:15 AM	0	0	0	0	0	0	0	0	0	0	0	0	0	0	0	0	0	0	0
7:30 AM	0	0	0	0	0	0	0	0	0	0	0	0	0	0	0	0	0	0	0
7:45 AM	0	0	0	0	0	0	0	0	0	0	0	0	0	0	0	0	0	0	0
Total	0	0	0	0	0	0	0	0	0	0	0	0	0	0	0	0	0	0	0
8:00 AM	0	0	0	1	0	1	0	0	0	0	0	0	0	0	0	0	0	0	1
8:15 AM	0	0	0	0	0	0	0	0	0	0	0	0	0	0	0	0	0	0	0
8:30 AM	0	0	0	0	0	0	0	0	0	0	1	1	0	0	0	0	0	0	1
8:45 AM	0	0	0	0	0	0	0	0	0	0	0	0	0	0	0	0	0	0	0
Total	0	0	0	1	0	1	0	0	0	0	1	1	0	0	0	0	0	0	2
Grand Total	0	0	0	1	0	1	0	0	0	0	1	1	0	0	0	0	0	0	2
Approach %	0	0	0	100	0		0	0	0	0	100		0	0	0	0	0	0	
Total %	0	0	0	50	0	50	0	0	0	0	50	50	0	0	0	0	0	0	
Exiting Leg Total	1						1						0						2

Peak Hour Analysis from 07:00 AM to 09:00 AM begins at:

7:45 AM	91 Hartwell Ave Driveway						Hartwell Place						101 Hartwell Ave Driveway						Total
	from East						from South						from West						
	Thru	Left	U-Turn	CW-SB	CW-NB	Total	Right	Left	U-Turn	CW-WB	CW-EB	Total	Right	Thru	U-Turn	CW-NB	CW-SB	Total	
7:45 AM	0	0	0	0	0	0	0	0	0	0	0	0	0	0	0	0	0	0	0
8:00 AM	0	0	0	1	0	1	0	0	0	0	0	0	0	0	0	0	0	0	1
8:15 AM	0	0	0	0	0	0	0	0	0	0	0	0	0	0	0	0	0	0	0
8:30 AM	0	0	0	0	0	0	0	0	0	0	1	1	0	0	0	0	0	0	1
Total Volume	0	0	0	1	0	1	0	0	0	0	1	1	0	0	0	0	0	0	2
% Approach Total	0.0	0.0	0.0	100.0	0.0		0.0	0.0	0.0	0.0	100.0		0.0	0.0	0.0	0.0	0.0	0.0	
PHF	0.000	0.000	0.000	0.250	0.000	0.250	0.000	0.000	0.000	0.000	0.250	0.250	0.000	0.000	0.000	0.000	0.000	0.000	0.500
Entering Leg	0	0	0	1	0	1	0	0	0	0	1	1	0	0	0	0	0	0	2
Exiting Leg	1						1						0						2
Total	2						2						0						4

PDI File #: **186391 F**  
 Location: **S: Hartwell Place**  
 Location: **E: 91 Hartwell Ave Driveway W: 101 Hartwell Ave Driveway**  
 City, State: **Lexington, MA**  
 Client: **Vanasse & Associates/ S. Kelly**  
 Site Code: **7993**  
 Count Date: **Wednesday, August 01, 2018**  
 Start Time: **4:00 PM**  
 End Time: **6:00 PM**  
 Class:



46 Morton Street, Framingham, MA 01702  
 Office: 508-875-0100 Fax: 508-875-0118  
 Email: datarequests@pdillc.com

**Cars and Heavy Vehicles (Combined)**

	91 Hartwell Ave Driveway				Hartwell Place				101 Hartwell Ave Driveway				Total
	from East				from South				from West				
	Thru	Left	U-Turn	Total	Right	Left	U-Turn	Total	Right	Thru	U-Turn	Total	
4:00 PM	0	1	0	1	1	0	0	1	6	1	0	7	9
4:15 PM	1	1	0	2	0	0	0	0	4	1	0	5	7
4:30 PM	0	1	0	1	0	0	0	0	4	1	0	5	6
4:45 PM	0	2	1	3	2	1	0	3	5	1	0	6	12
<b>Total</b>	<b>1</b>	<b>5</b>	<b>1</b>	<b>7</b>	<b>3</b>	<b>1</b>	<b>0</b>	<b>4</b>	<b>19</b>	<b>4</b>	<b>0</b>	<b>23</b>	<b>34</b>
5:00 PM	0	2	0	2	0	2	2	4	10	7	0	17	23
5:15 PM	0	1	0	1	0	1	1	2	4	1	0	5	8
5:30 PM	0	1	0	1	0	0	1	1	4	0	0	4	6
5:45 PM	0	1	0	1	0	0	0	0	1	1	0	2	3
<b>Total</b>	<b>0</b>	<b>5</b>	<b>0</b>	<b>5</b>	<b>0</b>	<b>3</b>	<b>4</b>	<b>7</b>	<b>19</b>	<b>9</b>	<b>0</b>	<b>28</b>	<b>40</b>
Grand Total	1	10	1	12	3	4	4	11	38	13	0	51	74
Approach %	8.3	83.3	8.3		27.3	36.4	36.4		74.5	25.5	0.0		
Total %	1.4	13.5	1.4	16.2	4.1	5.4	5.4	14.9	51.4	17.6	0.0	68.9	
Exiting Leg Total				17				52				5	74
Cars	0	10	1	11	3	4	4	11	38	12	0	50	72
% Cars	0.0	100.0	100.0	91.7	100.0	100.0	100.0	100.0	100.0	92.3	0.0	98.0	97.3
Exiting Leg Total				16				52				4	72
Heavy Vehicles	1	0	0	1	0	0	0	0	0	1	0	1	2
% Heavy Vehicles	100.0	0.0	0.0	8.3	0.0	0.0	0.0	0.0	0.0	7.7	0.0	2.0	2.7
Exiting Leg Total				1				0				1	2

Peak Hour Analysis from 04:00 PM to 06:00 PM begins at:

4:30 PM	91 Hartwell Ave Driveway				Hartwell Place				101 Hartwell Ave Driveway				Total
	from East				from South				from West				
	Thru	Left	U-Turn	Total	Right	Left	U-Turn	Total	Right	Thru	U-Turn	Total	
4:30 PM	0	1	0	1	0	0	0	0	4	1	0	5	6
4:45 PM	0	2	1	3	2	1	0	3	5	1	0	6	12
5:00 PM	0	2	0	2	0	2	2	4	10	7	0	17	23
5:15 PM	0	1	0	1	0	1	1	2	4	1	0	5	8
Total Volume	0	6	1	7	2	4	3	9	23	10	0	33	49
% Approach Total	0.0	85.7	14.3		22.2	44.4	33.3		69.7	30.3	0.0		
PHF	0.000	0.750	0.250	0.583	0.250	0.500	0.375	0.563	0.575	0.357	0.000	0.485	0.533
Cars	0	6	1	7	2	4	3	9	23	10	0	33	49
Cars %	0.0	100.0	100.0	100.0	100.0	100.0	100.0	100.0	100.0	100.0	0.0	100.0	100.0
Heavy Vehicles	0	0	0	0	0	0	0	0	0	0	0	0	0
Heavy Vehicles %	0.0	0.0	0.0	0.0	0.0	0.0	0.0	0.0	0.0	0.0	0.0	0.0	0.0
Cars Enter Leg	0	6	1	7	2	4	3	9	23	10	0	33	49
Heavy Enter Leg	0	0	0	0	0	0	0	0	0	0	0	0	0
Total Entering Leg	0	6	1	7	2	4	3	9	23	10	0	33	49
Cars Exiting Leg				13				32				4	49
Heavy Exiting Leg				0				0				0	0
Total Exiting Leg				13				32				4	49

PDI File #: **186391 F**  
 Location: **S: Hartwell Place**  
 Location: **E: 91 Hartwell Ave Driveway W: 101 Hartwell Ave Driveway**  
 City, State: **Lexington, MA**  
 Client: **Vanasse & Associates/ S. Kelly**  
 Site Code: **7993**  
 Count Date: **Wednesday, August 01, 2018**  
 Start Time: **4:00 PM**  
 End Time: **6:00 PM**  
 Class:



46 Morton Street, Framingham, MA 01702  
 Office: 508-875-0100 Fax: 508-875-0118  
 Email: datarequests@pdillc.com

**Cars-Combined (Motorcycles, Cars, Light Goods)**

	91 Hartwell Ave Driveway				Hartwell Place				101 Hartwell Ave Driveway				Total
	from East				from South				from West				
	Thru	Left	U-Turn	Total	Right	Left	U-Turn	Total	Right	Thru	U-Turn	Total	
4:00 PM	0	1	0	1	1	0	0	1	6	1	0	7	9
4:15 PM	0	1	0	1	0	0	0	0	4	0	0	4	5
4:30 PM	0	1	0	1	0	0	0	0	4	1	0	5	6
4:45 PM	0	2	1	3	2	1	0	3	5	1	0	6	12
Total	0	5	1	6	3	1	0	4	19	3	0	22	32
5:00 PM	0	2	0	2	0	2	2	4	10	7	0	17	23
5:15 PM	0	1	0	1	0	1	1	2	4	1	0	5	8
5:30 PM	0	1	0	1	0	0	1	1	4	0	0	4	6
5:45 PM	0	1	0	1	0	0	0	0	1	1	0	2	3
Total	0	5	0	5	0	3	4	7	19	9	0	28	40
Grand Total	0	10	1	11	3	4	4	11	38	12	0	50	72
Approach %	0.0	90.9	9.1		27.3	36.4	36.4		76.0	24.0	0.0		
Total %	0.0	13.9	1.4	15.3	4.2	5.6	5.6	15.3	52.8	16.7	0.0	69.4	
Exiting Leg Total				16				52				4	72

Peak Hour Analysis from 04:00 PM to 06:00 PM begins at:

	91 Hartwell Ave Driveway				Hartwell Place				101 Hartwell Ave Driveway				Total
	from East				from South				from West				
	Thru	Left	U-Turn	Total	Right	Left	U-Turn	Total	Right	Thru	U-Turn	Total	
4:30 PM	0	1	0	1	0	0	0	0	4	1	0	5	6
4:45 PM	0	2	1	3	2	1	0	3	5	1	0	6	12
5:00 PM	0	2	0	2	0	2	2	4	10	7	0	17	23
5:15 PM	0	1	0	1	0	1	1	2	4	1	0	5	8
Total Volume	0	6	1	7	2	4	3	9	23	10	0	33	49
% Approach Total	0.0	85.7	14.3		22.2	44.4	33.3		69.7	30.3	0.0		
PHF	0.000	0.750	0.250	0.583	0.250	0.500	0.375	0.563	0.575	0.357	0.000	0.485	0.533
Entering Leg	0	6	1	7	2	4	3	9	23	10	0	33	49
Exiting Leg				13				32				4	49
Total				20				41				37	98



PDI File #: **186391 F**  
 Location: **S: Hartwell Place**  
 Location: **E: 91 Hartwell Ave Driveway W: 101 Hartwell Ave Driveway**  
 City, State: **Lexington, MA**  
 Client: **Vanasse & Associates/ S. Kelly**  
 Site Code: **7993**  
 Count Date: **Wednesday, August 01, 2018**  
 Start Time: **4:00 PM**  
 End Time: **6:00 PM**



46 Morton Street, Framingham, MA 01702  
 Office: 508-875-0100 Fax: 508-875-0118  
 Email: datarequests@pdillc.com


Class: **Heavy Vehicles-Combined (Buses, Single-Unit Trucks, Articulated Trucks)**

	91 Hartwell Ave Driveway				Hartwell Place				101 Hartwell Ave Driveway				Total
	from East				from South				from West				
	Thru	Left	U-Turn	Total	Right	Left	U-Turn	Total	Right	Thru	U-Turn	Total	
4:00 PM	0	0	0	0	0	0	0	0	0	0	0	0	0
4:15 PM	1	0	0	1	0	0	0	0	0	1	0	1	2
4:30 PM	0	0	0	0	0	0	0	0	0	0	0	0	0
4:45 PM	0	0	0	0	0	0	0	0	0	0	0	0	0
<b>Total</b>	<b>1</b>	<b>0</b>	<b>0</b>	<b>1</b>	<b>0</b>	<b>0</b>	<b>0</b>	<b>0</b>	<b>0</b>	<b>1</b>	<b>0</b>	<b>1</b>	<b>2</b>
5:00 PM	0	0	0	0	0	0	0	0	0	0	0	0	0
5:15 PM	0	0	0	0	0	0	0	0	0	0	0	0	0
5:30 PM	0	0	0	0	0	0	0	0	0	0	0	0	0
5:45 PM	0	0	0	0	0	0	0	0	0	0	0	0	0
<b>Total</b>	<b>0</b>	<b>0</b>	<b>0</b>	<b>0</b>	<b>0</b>	<b>0</b>	<b>0</b>	<b>0</b>	<b>0</b>	<b>0</b>	<b>0</b>	<b>0</b>	<b>0</b>
<b>Grand Total</b>	<b>1</b>	<b>0</b>	<b>0</b>	<b>1</b>	<b>0</b>	<b>0</b>	<b>0</b>	<b>0</b>	<b>0</b>	<b>1</b>	<b>0</b>	<b>1</b>	<b>2</b>
Approach %	100.0	0.0	0.0		0.0	0.0	0.0		0.0	100.0	0.0		
Total %	50.0	0.0	0.0	50.0	0.0	0.0	0.0	0.0	0.0	50.0	0.0	50.0	
Exiting Leg Total				1				0				1	2
Buses	1	0	0	1	0	0	0	0	0	0	0	0	1
% Buses	100.0	0.0	0.0	100.0	0.0	0.0	0.0	0.0	0.0	0.0	0.0	0.0	50.0
Exiting Leg Total				0				0				1	1
Single-Unit Trucks	0	0	0	0	0	0	0	0	0	1	0	1	1
% Single-Unit	0.0	0.0	0.0	0.0	0.0	0.0	0.0	0.0	0.0	100.0	0.0	100.0	50.0
Exiting Leg Total				1				0				0	1
Articulated Trucks	0	0	0	0	0	0	0	0	0	0	0	0	0
% Articulated	0.0	0.0	0.0	0.0	0.0	0.0	0.0	0.0	0.0	0.0	0.0	0.0	0.0
Exiting Leg Total				0				0				0	0

Peak Hour Analysis from 04:00 PM to 06:00 PM begins at:

4:00 PM	91 Hartwell Ave Driveway				Hartwell Place				101 Hartwell Ave Driveway				Total
	from East				from South				from West				
	Thru	Left	U-Turn	Total	Right	Left	U-Turn	Total	Right	Thru	U-Turn	Total	
4:00 PM	0	0	0	0	0	0	0	0	0	0	0	0	0
4:15 PM	1	0	0	1	0	0	0	0	0	1	0	1	2
4:30 PM	0	0	0	0	0	0	0	0	0	0	0	0	0
4:45 PM	0	0	0	0	0	0	0	0	0	0	0	0	0
<b>Total Volume</b>	<b>1</b>	<b>0</b>	<b>0</b>	<b>1</b>	<b>0</b>	<b>0</b>	<b>0</b>	<b>0</b>	<b>0</b>	<b>1</b>	<b>0</b>	<b>1</b>	<b>2</b>
% Approach Total	100.0	0.0	0.0		0.0	0.0	0.0		0.0	100.0	0.0		
PHF	0.250	0.000	0.000	0.250	0.000	0.000	0.000	0.000	0.000	0.250	0.000	0.250	0.250
Buses	1	0	0	1	0	0	0	0	0	0	0	0	1
Buses %	100.0	0.0	0.0	100.0	0.0	0.0	0.0	0.0	0.0	0.0	0.0	0.0	50.0
Single-Unit Trucks	0	0	0	0	0	0	0	0	0	1	0	1	1
Single-Unit %	0.0	0.0	0.0	0.0	0.0	0.0	0.0	0.0	0.0	100.0	0.0	100.0	50.0
Articulated Trucks	0	0	0	0	0	0	0	0	0	0	0	0	0
Articulated %	0.0	0.0	0.0	0.0	0.0	0.0	0.0	0.0	0.0	0.0	0.0	0.0	0.0
Buses	1	0	0	1	0	0	0	0	0	0	0	0	1
Single-Unit Trucks	0	0	0	0	0	0	0	0	0	1	0	1	1
Articulated Trucks	0	0	0	0	0	0	0	0	0	0	0	0	0
<b>Total Entering Leg</b>	<b>1</b>	<b>0</b>	<b>0</b>	<b>1</b>	<b>0</b>	<b>0</b>	<b>0</b>	<b>0</b>	<b>0</b>	<b>1</b>	<b>0</b>	<b>1</b>	<b>2</b>
Buses				0				0				1	1
Single-Unit Trucks				1				0				0	1
Articulated Trucks				0				0				0	0
<b>Total Exiting Leg</b>				<b>1</b>				<b>0</b>				<b>1</b>	<b>2</b>

PDI File #: **186391 F**  
 Location: **S: Hartwell Place**  
 Location: **E: 91 Hartwell Ave Driveway W: 101 Hartwell Ave Driveway**  
 City, State: **Lexington, MA**  
 Client: **Vanasse & Associates/ S. Kelly**  
 Site Code: **7993**  
 Count Date: **Wednesday, August 01, 2018**  
 Start Time: **4:00 PM**  
 End Time: **6:00 PM**  
 Class:



46 Morton Street, Framingham, MA 01702  
 Office: 508-875-0100 Fax: 508-875-0118  
 Email: datarequests@pdillc.com

**Cars**

	91 Hartwell Ave Driveway				Hartwell Place				101 Hartwell Ave Driveway				Total
	from East				from South				from West				
	Thru	Left	U-Turn	Total	Right	Left	U-Turn	Total	Right	Thru	U-Turn	Total	
4:00 PM	0	1	0	1	1	0	0	1	6	0	0	6	8
4:15 PM	0	1	0	1	0	0	0	0	4	0	0	4	5
4:30 PM	0	1	0	1	0	0	0	0	4	1	0	5	6
4:45 PM	0	2	1	3	2	1	0	3	5	1	0	6	12
Total	0	5	1	6	3	1	0	4	19	2	0	21	31
5:00 PM	0	2	0	2	0	2	2	4	10	7	0	17	23
5:15 PM	0	0	0	0	0	1	1	2	4	1	0	5	7
5:30 PM	0	1	0	1	0	0	0	0	4	0	0	4	5
5:45 PM	0	1	0	1	0	0	0	0	1	1	0	2	3
Total	0	4	0	4	0	3	3	6	19	9	0	28	38
Grand Total	0	9	1	10	3	4	3	10	38	11	0	49	69
Approach %	0.0	90.0	10.0		30.0	40.0	30.0		77.6	22.4	0.0		
Total %	0.0	13.0	1.4	14.5	4.3	5.8	4.3	14.5	55.1	15.9	0.0	71.0	
Exiting Leg Total				15				50				4	69

Peak Hour Analysis from 04:00 PM to 06:00 PM begins at:

	91 Hartwell Ave Driveway				Hartwell Place				101 Hartwell Ave Driveway				Total
	from East				from South				from West				
	Thru	Left	U-Turn	Total	Right	Left	U-Turn	Total	Right	Thru	U-Turn	Total	
4:30 PM	0	1	0	1	0	0	0	0	4	1	0	5	6
4:45 PM	0	2	1	3	2	1	0	3	5	1	0	6	12
5:00 PM	0	2	0	2	0	2	2	4	10	7	0	17	23
5:15 PM	0	0	0	0	0	1	1	2	4	1	0	5	7
Total Volume	0	5	1	6	2	4	3	9	23	10	0	33	48
% Approach Total	0.0	83.3	16.7		22.2	44.4	33.3		69.7	30.3	0.0		
PHF	0.000	0.625	0.250	0.500	0.250	0.500	0.375	0.563	0.575	0.357	0.000	0.485	0.522
Entering Leg	0	5	1	6	2	4	3	9	23	10	0	33	48
Exiting Leg				13				31				4	48
Total				19				40				37	96

PDI File #: **186391 F**  
 Location: **S: Hartwell Place**  
 Location: **E: 91 Hartwell Ave Driveway W: 101 Hartwell Ave Driveway**  
 City, State: **Lexington, MA**  
 Client: **Vanasse & Associates/ S. Kelly**  
 Site Code: **7993**  
 Count Date: **Wednesday, August 01, 2018**  
 Start Time: **4:00 PM**  
 End Time: **6:00 PM**  
 Class: **Light Goods Vehicle**




46 Morton Street, Framingham, MA 01702  
 Office: 508-875-0100 Fax: 508-875-0118  
 Email: datarequests@pdillc.com

	91 Hartwell Ave Driveway				Hartwell Place				101 Hartwell Ave Driveway				Total	
	from East				from South				from West					
	Thru	Left	U-Turn	Total	Right	Left	U-Turn	Total	Right	Thru	U-Turn	Total		
4:00 PM	0	0	0	0	0	0	0	0	0	0	1	0	1	1
4:15 PM	0	0	0	0	0	0	0	0	0	0	0	0	0	0
4:30 PM	0	0	0	0	0	0	0	0	0	0	0	0	0	0
4:45 PM	0	0	0	0	0	0	0	0	0	0	0	0	0	0
Total	0	0	0	0	0	0	0	0	0	0	1	0	1	1
5:00 PM	0	0	0	0	0	0	0	0	0	0	0	0	0	0
5:15 PM	0	1	0	1	0	0	0	0	0	0	0	0	0	1
5:30 PM	0	0	0	0	0	0	1	1	0	0	0	0	0	1
5:45 PM	0	0	0	0	0	0	0	0	0	0	0	0	0	0
Total	0	1	0	1	0	0	1	1	0	0	0	0	0	2
Grand Total	0	1	0	1	0	0	1	1	0	1	0	1	1	3
Approach %	0.0	100.0	0.0		0.0	0.0	100.0		0.0	100.0	0.0			
Total %	0.0	33.3	0.0	33.3	0.0	0.0	33.3	33.3	0.0	33.3	0.0	33.3		
Exiting Leg Total	1				2				0				3	

Peak Hour Analysis from 04:00 PM to 06:00 PM begins at:

	91 Hartwell Ave Driveway				Hartwell Place				101 Hartwell Ave Driveway				Total	
	from East				from South				from West					
	Thru	Left	U-Turn	Total	Right	Left	U-Turn	Total	Right	Thru	U-Turn	Total		
4:45 PM	0	0	0	0	0	0	0	0	0	0	0	0	0	0
5:00 PM	0	0	0	0	0	0	0	0	0	0	0	0	0	0
5:15 PM	0	1	0	1	0	0	0	0	0	0	0	0	0	1
5:30 PM	0	0	0	0	0	0	1	1	0	0	0	0	0	1
Total Volume	0	1	0	1	0	0	1	1	0	0	0	0	0	2
% Approach Total	0.0	100.0	0.0		0.0	0.0	100.0		0.0	0.0	0.0			
PHF	0.000	0.250	0.000	0.250	0.000	0.000	0.250	0.250	0.000	0.000	0.000	0.000	0.000	0.500
Entering Leg	0	1	0	1	0	0	1	1	0	0	0	0	0	2
Exiting Leg	0				2				0				2	
Total	1				3				0				4	

PDI File #: **186391 F**  
 Location: **S: Hartwell Place**  
 Location: **E: 91 Hartwell Ave Driveway W: 101 Hartwell Ave Driveway**  
 City, State: **Lexington, MA**  
 Client: **Vanasse & Associates/ S. Kelly**  
 Site Code: **7993**  
 Count Date: **Wednesday, August 01, 2018**  
 Start Time: **4:00 PM**  
 End Time: **6:00 PM**  
 Class:



46 Morton Street, Framingham, MA 01702  
 Office: 508-875-0100 Fax: 508-875-0118  
 Email: datarequests@pdillc.com

**Buses**

	91 Hartwell Ave Driveway				Hartwell Place				101 Hartwell Ave Driveway				Total	
	from East				from South				from West					
	Thru	Left	U-Turn	Total	Right	Left	U-Turn	Total	Right	Thru	U-Turn	Total		
4:00 PM	0	0	0	0	0	0	0	0	0	0	0	0	0	
4:15 PM	1	0	0	1	0	0	0	0	0	0	0	0	1	
4:30 PM	0	0	0	0	0	0	0	0	0	0	0	0	0	
4:45 PM	0	0	0	0	0	0	0	0	0	0	0	0	0	
<b>Total</b>	<b>1</b>	<b>0</b>	<b>0</b>	<b>1</b>	<b>0</b>	<b>0</b>	<b>0</b>	<b>0</b>	<b>0</b>	<b>0</b>	<b>0</b>	<b>0</b>	<b>1</b>	
5:00 PM	0	0	0	0	0	0	0	0	0	0	0	0	0	
5:15 PM	0	0	0	0	0	0	0	0	0	0	0	0	0	
5:30 PM	0	0	0	0	0	0	0	0	0	0	0	0	0	
5:45 PM	0	0	0	0	0	0	0	0	0	0	0	0	0	
<b>Total</b>	<b>0</b>	<b>0</b>	<b>0</b>	<b>0</b>	<b>0</b>	<b>0</b>	<b>0</b>	<b>0</b>	<b>0</b>	<b>0</b>	<b>0</b>	<b>0</b>	<b>0</b>	
<b>Grand Total</b>	<b>1</b>	<b>0</b>	<b>0</b>	<b>1</b>	<b>0</b>	<b>0</b>	<b>0</b>	<b>0</b>	<b>0</b>	<b>0</b>	<b>0</b>	<b>0</b>	<b>1</b>	
Approach %	100.0	0.0	0.0		0.0	0.0	0.0		0.0	0.0	0.0			
Total %	100.0	0.0	0.0	100.0	0.0	0.0	0.0	0.0	0.0	0.0	0.0	0.0		
Exiting Leg Total				0				0					1	1

Peak Hour Analysis from 04:00 PM to 06:00 PM begins at:

4:00 PM	91 Hartwell Ave Driveway				Hartwell Place				101 Hartwell Ave Driveway				Total
	from East				from South				from West				
	Thru	Left	U-Turn	Total	Right	Left	U-Turn	Total	Right	Thru	U-Turn	Total	
4:00 PM	0	0	0	0	0	0	0	0	0	0	0	0	0
4:15 PM	1	0	0	1	0	0	0	0	0	0	0	0	1
4:30 PM	0	0	0	0	0	0	0	0	0	0	0	0	0
4:45 PM	0	0	0	0	0	0	0	0	0	0	0	0	0
<b>Total Volume</b>	<b>1</b>	<b>0</b>	<b>0</b>	<b>1</b>	<b>0</b>	<b>0</b>	<b>0</b>	<b>0</b>	<b>0</b>	<b>0</b>	<b>0</b>	<b>0</b>	<b>1</b>
<b>% Approach Total</b>	<b>100.0</b>	<b>0.0</b>	<b>0.0</b>		<b>0.0</b>	<b>0.0</b>	<b>0.0</b>		<b>0.0</b>	<b>0.0</b>	<b>0.0</b>		
PHF	0.250	0.000	0.000	0.250	0.000	0.000	0.000	0.000	0.000	0.000	0.000	0.000	0.250
Entering Leg	1	0	0	1	0	0	0	0	0	0	0	0	1
Exiting Leg				0				0				1	1
<b>Total</b>				<b>1</b>				<b>0</b>				<b>1</b>	<b>2</b>

PDI File #: **186391 F**  
 Location: **S: Hartwell Place**  
 Location: **E: 91 Hartwell Ave Driveway W: 101 Hartwell Ave Driveway**  
 City, State: **Lexington, MA**  
 Client: **Vanasse & Associates/ S. Kelly**  
 Site Code: **7993**  
 Count Date: **Wednesday, August 01, 2018**  
 Start Time: **4:00 PM**  
 End Time: **6:00 PM**  
 Class:



46 Morton Street, Framingham, MA 01702  
 Office: 508-875-0100 Fax: 508-875-0118  
 Email: datarequests@pdillc.com

**Single-Unit Trucks**

	91 Hartwell Ave Driveway				Hartwell Place				101 Hartwell Ave Driveway				Total
	from East				from South				from West				
	Thru	Left	U-Turn	Total	Right	Left	U-Turn	Total	Right	Thru	U-Turn	Total	
4:00 PM	0	0	0	0	0	0	0	0	0	0	0	0	0
4:15 PM	0	0	0	0	0	0	0	0	0	1	0	1	1
4:30 PM	0	0	0	0	0	0	0	0	0	0	0	0	0
4:45 PM	0	0	0	0	0	0	0	0	0	0	0	0	0
<b>Total</b>	0	0	0	0	0	0	0	0	0	1	0	1	1
5:00 PM	0	0	0	0	0	0	0	0	0	0	0	0	0
5:15 PM	0	0	0	0	0	0	0	0	0	0	0	0	0
5:30 PM	0	0	0	0	0	0	0	0	0	0	0	0	0
5:45 PM	0	0	0	0	0	0	0	0	0	0	0	0	0
<b>Total</b>	0	0	0	0	0	0	0	0	0	0	0	0	0
<b>Grand Total</b>	0	0	0	0	0	0	0	0	0	1	0	1	1
<b>Approach %</b>	0.0	0.0	0.0		0.0	0.0	0.0		0.0	100.0	0.0		
<b>Total %</b>	0.0	0.0	0.0	0.0	0.0	0.0	0.0	0.0	0.0	100.0	0.0	100.0	
<b>Exiting Leg Total</b>				1				0				0	1

Peak Hour Analysis from 04:00 PM to 06:00 PM begins at:

4:00 PM	91 Hartwell Ave Driveway				Hartwell Place				101 Hartwell Ave Driveway				Total
	from East				from South				from West				
	Thru	Left	U-Turn	Total	Right	Left	U-Turn	Total	Right	Thru	U-Turn	Total	
4:00 PM	0	0	0	0	0	0	0	0	0	0	0	0	0
4:15 PM	0	0	0	0	0	0	0	0	0	1	0	1	1
4:30 PM	0	0	0	0	0	0	0	0	0	0	0	0	0
4:45 PM	0	0	0	0	0	0	0	0	0	0	0	0	0
<b>Total Volume</b>	0	0	0	0	0	0	0	0	0	1	0	1	1
<b>% Approach Total</b>	0.0	0.0	0.0		0.0	0.0	0.0		0.0	100.0	0.0		
<b>PHF</b>	0.000	0.000	0.000	0.000	0.000	0.000	0.000	0.000	0.000	0.250	0.000	0.250	0.250
<b>Entering Leg</b>	0	0	0	0	0	0	0	0	0	1	0	1	1
<b>Exiting Leg</b>				1				0				0	1
<b>Total</b>				1				0				1	2

PDI File #: **186391 F**  
 Location: **S: Hartwell Place**  
 Location: **E: 91 Hartwell Ave Driveway W: 101 Hartwell Ave Driveway**  
 City, State: **Lexington, MA**  
 Client: **Vanasse & Associates/ S. Kelly**  
 Site Code: **7993**  
 Count Date: **Wednesday, August 01, 2018**  
 Start Time: **4:00 PM**  
 End Time: **6:00 PM**  
 Class:



46 Morton Street, Framingham, MA 01702  
 Office: 508-875-0100 Fax: 508-875-0118  
 Email: datarequests@pdillc.com

**Articulated Trucks**

	91 Hartwell Ave Driveway				Hartwell Place				101 Hartwell Ave Driveway				Total	
	from East				from South				from West					
	Thru	Left	U-Turn	Total	Right	Left	U-Turn	Total	Right	Thru	U-Turn	Total		
4:00 PM	0	0	0	0	0	0	0	0	0	0	0	0	0	0
4:15 PM	0	0	0	0	0	0	0	0	0	0	0	0	0	0
4:30 PM	0	0	0	0	0	0	0	0	0	0	0	0	0	0
4:45 PM	0	0	0	0	0	0	0	0	0	0	0	0	0	0
Total	0	0	0	0	0	0	0	0	0	0	0	0	0	0
5:00 PM	0	0	0	0	0	0	0	0	0	0	0	0	0	0
5:15 PM	0	0	0	0	0	0	0	0	0	0	0	0	0	0
5:30 PM	0	0	0	0	0	0	0	0	0	0	0	0	0	0
5:45 PM	0	0	0	0	0	0	0	0	0	0	0	0	0	0
Total	0	0	0	0	0	0	0	0	0	0	0	0	0	0
Grand Total	0	0	0	0	0	0	0	0	0	0	0	0	0	0
Approach %	0.0	0.0	0.0		0.0	0.0	0.0		0.0	0.0	0.0			
Total %	0.0	0.0	0.0	0.0	0.0	0.0	0.0	0.0	0.0	0.0	0.0	0.0		
Exiting Leg Total	0				0				0				0	

Peak Hour Analysis from 04:00 PM to 06:00 PM begins at:

4:00 PM	91 Hartwell Ave Driveway				Hartwell Place				101 Hartwell Ave Driveway				Total	
	from East				from South				from West					
	Thru	Left	U-Turn	Total	Right	Left	U-Turn	Total	Right	Thru	U-Turn	Total		
4:00 PM	0	0	0	0	0	0	0	0	0	0	0	0	0	0
4:15 PM	0	0	0	0	0	0	0	0	0	0	0	0	0	0
4:30 PM	0	0	0	0	0	0	0	0	0	0	0	0	0	0
4:45 PM	0	0	0	0	0	0	0	0	0	0	0	0	0	0
Total Volume	0	0	0	0	0	0	0	0	0	0	0	0	0	0
% Approach Total	0.0	0.0	0.0		0.0	0.0	0.0		0.0	0.0	0.0			
PHF	0.000	0.000	0.000	0.000	0.000	0.000	0.000	0.000	0.000	0.000	0.000	0.000		0.000
Entering Leg	0	0	0	0	0	0	0	0	0	0	0	0	0	0
Exiting Leg	0				0				0				0	
Total	0				0				0				0	

PDI File #: 186391 F  
 Location: S: Hartwell Place  
 Location: E: 91 Hartwell Ave Driveway W: 101 Hartwell Ave Driveway  
 City, State: Lexington, MA  
 Client: Vanasse & Associates/ S. Kelly  
 Site Code: 7993  
 Count Date: Wednesday, August 01, 2018  
 Start Time: 4:00 PM  
 End Time: 6:00 PM  
 Class:



46 Morton Street, Framingham, MA 01702  
 Office: 508-875-0100 Fax: 508-875-0118  
 Email: datarequests@pdillc.com

**Bicycles (on Roadway and Crosswalks)**

	91 Hartwell Ave Driveway						Hartwell Place						101 Hartwell Ave Driveway						Total
	from East						from South						from West						
	Thru	Left	U-Turn	CW-SB	CW-NB	Total	Right	Left	U-Turn	CW-WB	CW-EB	Total	Right	Thru	U-Turn	CW-NB	CW-SB	Total	
4:00 PM	0	0	0	0	0	0	0	0	0	0	0	0	0	0	0	0	0	0	0
4:15 PM	0	0	0	0	0	0	0	0	0	0	0	0	0	0	0	0	0	0	0
4:30 PM	0	0	0	0	0	0	0	0	0	0	0	0	0	1	0	0	0	1	1
4:45 PM	0	0	0	0	0	0	0	0	0	0	0	0	1	0	0	0	0	1	1
<b>Total</b>	0	0	0	0	0	0	0	0	0	0	0	0	1	1	0	0	0	2	2
5:00 PM	0	0	0	0	0	0	0	0	0	0	0	0	0	0	0	0	0	0	0
5:15 PM	0	0	0	0	0	0	1	0	0	0	0	1	0	0	0	0	0	0	1
5:30 PM	0	0	0	0	0	0	0	0	0	0	0	0	0	0	0	0	0	0	0
5:45 PM	0	0	0	0	0	0	0	0	0	0	0	0	0	0	0	0	0	0	0
<b>Total</b>	0	0	0	0	0	0	1	0	0	0	0	1	0	0	0	0	0	0	1
<b>Grand Total</b>	0	0	0	0	0	0	1	0	0	0	0	1	1	1	0	0	0	2	3
Approach %	0.0	0.0	0.0	0.0	0.0	0.0	100.0	0.0	0.0	0.0	0.0	50.0	50.0	0.0	0.0	0.0			
Total %	0.0	0.0	0.0	0.0	0.0	0.0	33.3	0.0	0.0	0.0	0.0	33.3	33.3	0.0	0.0	0.0	66.7		
Exiting Leg Total	2						1						0						3

Peak Hour Analysis from 04:00 PM to 06:00 PM begins at:

4:30 PM	91 Hartwell Ave Driveway						Hartwell Place						101 Hartwell Ave Driveway						Total
	from East						from South						from West						
	Thru	Left	U-Turn	CW-SB	CW-NB	Total	Right	Left	U-Turn	CW-WB	CW-EB	Total	Right	Thru	U-Turn	CW-NB	CW-SB	Total	
4:30 PM	0	0	0	0	0	0	0	0	0	0	0	0	0	1	0	0	0	1	1
4:45 PM	0	0	0	0	0	0	0	0	0	0	0	0	1	0	0	0	0	1	1
5:00 PM	0	0	0	0	0	0	0	0	0	0	0	0	0	0	0	0	0	0	0
5:15 PM	0	0	0	0	0	0	1	0	0	0	0	1	0	0	0	0	0	0	1
<b>Total Volume</b>	0	0	0	0	0	0	1	0	0	0	0	1	1	1	0	0	0	2	3
% Approach Total	0.0	0.0	0.0	0.0	0.0	0.0	100.0	0.0	0.0	0.0	0.0	50.0	50.0	0.0	0.0	0.0			
PHF	0.000	0.000	0.000	0.000	0.000	0.000	0.250	0.000	0.000	0.000	0.000	0.250	0.250	0.000	0.000	0.000	0.500	0.750	
Entering Leg	0						1						1						3
Exiting Leg	2						1						0						3
<b>Total</b>	2						2						2						6

PDI File #: **186391 F**  
 Location: **S: Hartwell Place**  
 Location: **E: 91 Hartwell Ave Driveway W: 101 Hartwell Ave Driveway**  
 City, State: **Lexington, MA**  
 Client: **Vanasse & Associates/ S. Kelly**  
 Site Code: **7993**  
 Count Date: **Wednesday, August 01, 2018**  
 Start Time: **4:00 PM**  
 End Time: **6:00 PM**  
 Class:



46 Morton Street, Framingham, MA 01702  
 Office: 508-875-0100 Fax: 508-875-0118  
 Email: datarequests@pdillc.com

**Pedestrians**

	91 Hartwell Ave Driveway							Hartwell Place						101 Hartwell Ave Driveway						Total	
	from East							from South						from West							
	Thru	Left	U-Turn	CW-SB	CW-NB	Total		Right	Left	U-Turn	CW-WB	CW-EB	Total	Right	Thru	U-Turn	CW-NB	CW-SB	Total		
4:00 PM	0	0	0	0	0	1	1	0	0	0	0	0	0	0	0	0	0	0	0	0	1
4:15 PM	0	0	0	0	0	0	0	0	0	0	0	0	0	0	0	0	0	0	0	0	0
4:30 PM	0	0	0	0	0	1	1	0	0	0	0	0	0	0	0	0	0	0	0	0	1
4:45 PM	0	0	0	0	0	1	1	0	0	0	0	0	0	0	0	0	0	0	0	0	1
<b>Total</b>	0	0	0	0	0	3	3	0	0	0	0	0	0	0	0	0	0	0	0	0	3
5:00 PM	0	0	0	0	0	0	0	0	0	0	0	0	0	0	0	0	0	0	0	0	0
5:15 PM	0	0	0	0	0	0	0	0	0	0	0	0	0	0	0	0	0	0	0	0	0
5:30 PM	0	0	0	0	0	0	0	0	0	0	0	0	0	0	0	0	0	0	0	0	0
5:45 PM	0	0	0	0	0	0	0	0	0	0	0	0	0	0	0	0	0	0	0	0	0
<b>Total</b>	0	0	0	0	0	0	0	0	0	0	0	0	0	0	0	0	0	0	0	0	0
Grand Total	0	0	0	0	0	3	3	0	0	0	0	0	0	0	0	0	0	0	0	0	3
Approach %	0	0	0	0	0	100		0	0	0	0	0	0	0	0	0	0	0	0	0	
Total %	0	0	0	0	0	100	100	0	0	0	0	0	0	0	0	0	0	0	0	0	
Exiting Leg Total								3						0						3	

Peak Hour Analysis from 04:00 PM to 06:00 PM begins at:

	91 Hartwell Ave Driveway							Hartwell Place						101 Hartwell Ave Driveway						Total	
	from East							from South						from West							
	Thru	Left	U-Turn	CW-SB	CW-NB	Total		Right	Left	U-Turn	CW-WB	CW-EB	Total	Right	Thru	U-Turn	CW-NB	CW-SB	Total		
4:00 PM	0	0	0	0	0	1	1	0	0	0	0	0	0	0	0	0	0	0	0	0	1
4:15 PM	0	0	0	0	0	0	0	0	0	0	0	0	0	0	0	0	0	0	0	0	0
4:30 PM	0	0	0	0	0	1	1	0	0	0	0	0	0	0	0	0	0	0	0	0	1
4:45 PM	0	0	0	0	0	1	1	0	0	0	0	0	0	0	0	0	0	0	0	0	1
<b>Total Volume</b>	0	0	0	0	0	3	3	0	0	0	0	0	0	0	0	0	0	0	0	0	3
<b>% Approach Total</b>	0.0	0.0	0.0	0.0	0.0	100.0		0.0	0.0	0.0	0.0	0.0	0.0	0.0	0.0	0.0	0.0	0.0	0.0	0.0	
PHF	0.000	0.000	0.000	0.000	0.000	0.750	0.750	0.000	0.000	0.000	0.000	0.000	0.000	0.000	0.000	0.000	0.000	0.000	0.000	0.000	0.750
Entering Leg	0							3						3						3	
Exiting Leg								3						0						3	
<b>Total</b>	6							0						0						6	